

TOWN OF REDINGTON SHORES  
BOARD OF COMMISSIONERS

**SPECIAL MEETING – FIRST PUBLIC HEARING TO ADOPT A TENTATIVE  
BUDGET AND PROPOSED MILLAGE RATE**

WEDNESDAY, SEPTEMBER 7, 2022 – 6:00 P.M.

**CALL TO ORDER  
PLEDGE OF ALLEGIANCE  
ROLL CALL**

**PUBLIC HEARING**

1. Consideration of adopting proposed Ad Valorem Millage Rate of 1.6896 for Fiscal Year 2022 – 2023 for the Town of Redington Shores

First Reading of Resolution 04-22, A Resolution of the Town of Redington Shores, Florida, Adopting a Millage Rate of 1.6896 Levying of Ad Valorem Taxes for Fiscal Year 2022/2023.

2. Consideration of approving the Fiscal Year 2022 – 2023 budget for the Town of Redington Shores, making certain expenditures, expenses, capital improvements and specified indebtedness for the year beginning October 1, 2022 and ending September 30, 2023

First Reading of Resolution 05-22, A Resolution of the Town of Redington Shores, Florida, Adopting the 2022/2023 Annual Fiscal Year Budget


**MISCELLANEOUS**

Final Public Hearing to Adopt 2022/2023 FY Budget and Millage Rate: Monday, September 19, 2022 @ 6:00PM

**ADJOURNMENT**

“Persons are advised that if they decide to appeal any decisions made at this Meeting they will need a record of the proceedings, and, for such purpose, they may need to ensure that a verbatim record of the proceedings is made, which record includes the testimony and evidence upon which the appeal is to be based.”

“The Town maintains a tape recorder for all public hearings. In the event that you wish to appeal a decision, the tape may or may not adequately ensure a verbatim record of the proceedings. Therefore, you may wish to provide a court reporter at your expense.”



Fiscal Year 2022 - 2023  
Operating and Capital Budget  
October 1, 2022

PROPOSED BUDGET FOR PUBLIC HEARINGS

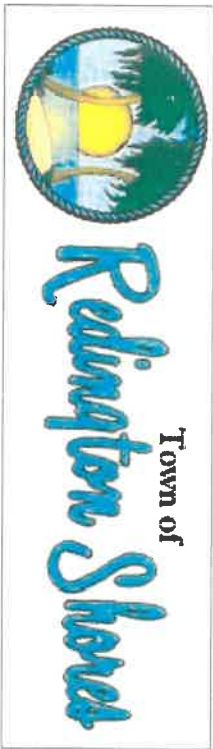


## Table of Contents

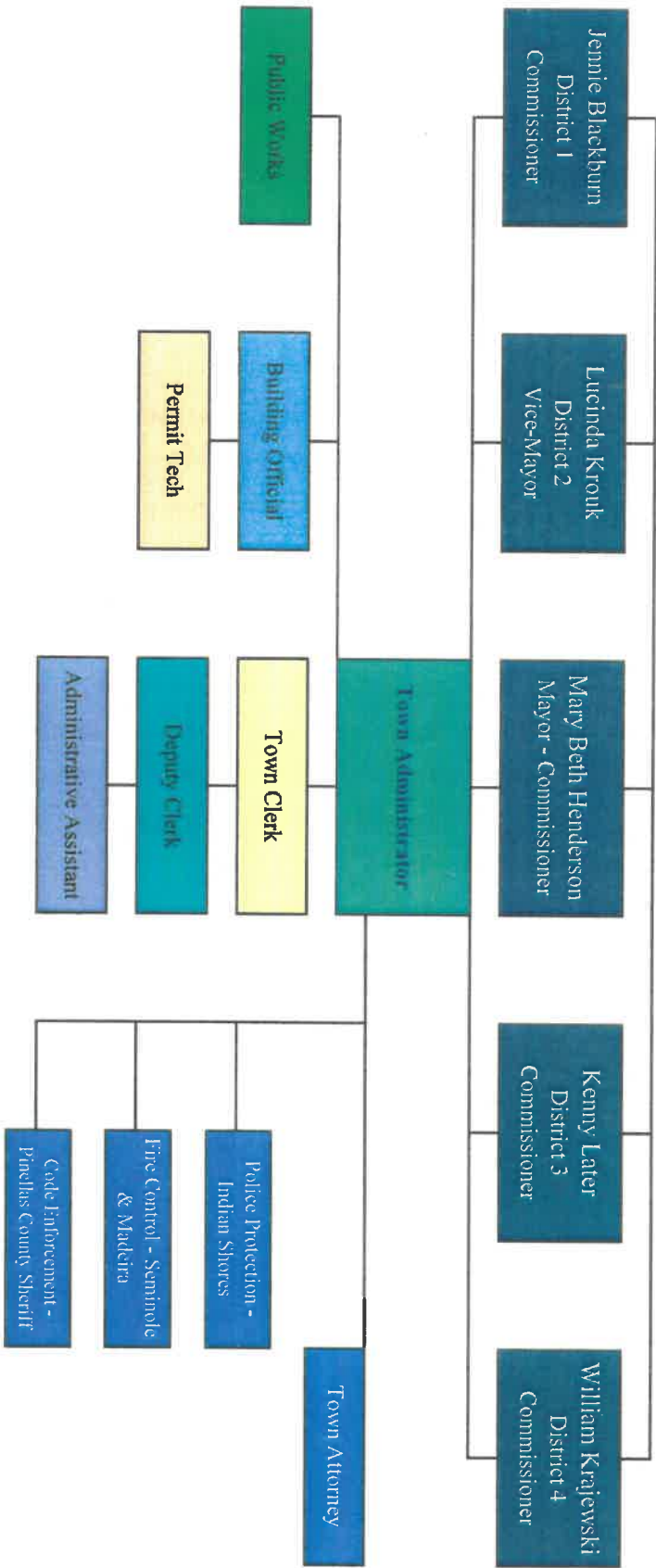
---

Organizational Chart	2
Budget Message & Highlights	3
Millage Rate Calculation	5
Budget Summary	6
General Fund	7
Capital Improvement Fund	11
Sewer Fund	13
Anticipated Capital Projects	14

PROPOSED BUDGET FOR PUBLIC HEARINGS



## Organizational Chart



## PROPOSED BUDGET FOR PUBLIC HEARINGS



October 1, 2022

Mayor, Board of Commissioners, and Residents,

The purpose of this budget message is to provide an overview of the fiscal year 2022 - 2023 budget for the Town of Redington Shores. The focus and intent for this year's budget is to further the Town's progress in improving processes in Town operations and providing transparency. Some of the goals for this budget include improving and streamlining the services provided to residents and visitors while maintaining fiscal responsibility.

In the upcoming year, we have several projects planned that are aimed at improving the experience of residents and visitors in Town. Some of these projects include the rectification of issues resulting from significant deferred maintenance of our wastewater infrastructure, repairs and upgrades to our stormwater system, the undergrounding of utilities on the West side of Gulf Boulevard, which is a continuation of the work completed on the East side, and a robust plan to improve and update our parks. The annual Town picnic is returning to a pre-COVID format in October 2022 and we have exciting plans for the upcoming holiday season.

The Town extends its gratitude to the Town Commission, staff, and members of the community that have aided in the formulation of this budget. The following pages detail the methodology used to compile this annual budget and provide an outline of the anticipated revenues and expenditures required to achieve the goals set forth by the Commission to serve our residents, businesses, and visitors.

Sincerely,

Jeff Shoobridge, Town Administrator

PROPOSED BUDGET FOR PUBLIC HEARINGS

## **Budgetary Highlights**

- The City's fiscal year 2023 budget totals \$7,907,375 for all funds. This amount is comprised of \$3,223,405 in the General Fund, \$2,088,300 in the Capital Improvement Fund, and \$2,595,670 in the Sewer Fund.
- Current and previous year line-item budget comparisons may not necessarily be in alignment because of the shift in budgeting methodology. The Town continues to strive for transparency by evaluating the Town's operational departments to provide a clearer picture of spending patterns and needs.
- The capital budget and strategic plan are being restructured to allow the accumulation of reserve accounts for various projects and provide a more comprehensive accounting of capital needs with a focus on strategic planning.
- The budgeted Ad Valorem revenue of \$1,562,040 is based on the existing millage rate, which remains unchanged from the previous year.
- The proposed budget includes funding a 2% cost of living increase for staff. This amount is based on the Consumer Price Index increase of 8.5% for the preceding 12 months through July 2022 and considers the mid-year increase granted during fiscal year 2021 that equated to a 6% raise.
- There is an overall increase in health insurance costs resulting from an anticipated move to a higher tier health plan, introduction of a 25% subsidy for dependent health care to remain competitive in the modern labor market, and structural changes in Town staffing.
- The addition of a full-time permit tech position to alleviate administrative duties from the Building Official that do not require advanced certifications has been incorporated into this budget. This position will be paid from a combination of current year building revenue and carry-over excess building revenue from previous years. The purchase of a vehicle for the use of the building department conducting inspections and site visits will also be paid from carried over Building Department revenue.

PROPOSED BUDGET FOR PUBLIC HEARINGS



	2022 - 2023 Millage Rates	Ad Valorem Revenue Generated	Estimated Collection Rate: 97%
Existing Millage Rate	1.6896	1,610,358	1,562,040

Trend Analysis of Taxable Value:

Fiscal Year	Taxable Value	Dollar Amount Change	Percentage Change
2018 - 2019	710,389,915	35,505,578	5.26%
2019 - 2020	726,332,997	15,943,082	2.24%
2020 - 2021	777,578,567	51,245,570	7.06%
2021 - 2022	846,993,022	69,414,455	8.93%
2022 - 2023	* 953,100,216	106,107,194	12.53%

\* Taxable value per preliminary 2022 tax roll - 7/1/22



## BUDGET SUMMARY - ALL FUNDS

	General Fund	Capital Improvement Fund	Sewer Fund
Utilization of Prior Year Reserves	233,060	1,745,300	478,110
Intergovernmental	321,900	295,000	1,148,458
Other - Charges for Services, Rentals, Fines	400,250	43,000	967,402
Investment Earnings	7,940	5,000	1,700
Inter-Fund Transfers	40,000	-	-
Ad Valorem Taxes	1,562,040	-	-
Building Department	281,215	-	-
Franchise Fees	230,000	-	-
Parking Fees	135,000	-	-
Business Taxes	12,000	-	-
<b>TOTAL REVENUE</b>	<b>3,223,405</b>	<b>2,088,300</b>	<b>2,595,670</b>
Capital Improvement Fund	-	2,088,300	-
Sewer Fund	-	-	2,555,670
Inter-Fund Transfers	-	-	40,000
Legislative	100,775	-	-
Administration	603,315	-	-
Comprehensive Planning	29,300	-	-
Other General Government	344,595	-	-
Law Enforcement	543,730	-	-
Fire Control	262,680	-	-
Building & Inspections	327,080	-	-
Emergency & Disaster Relief	10,000	-	-
Garbage & Solid Waste	425,575	-	-
Physical Environment / Maintenance	233,850	-	-
Road & Street Facilities	93,005	-	-
Library	39,000	-	-
Parks and Recreation	158,000	-	-
Culture & Recreation	52,500	-	-
<b>TOTAL EXPENDITURES</b>	<b>3,223,405</b>	<b>2,088,300</b>	<b>2,595,670</b>

PROPOSED BUDGET FOR PUBLIC HEARINGS





**GENERAL FUND**

	Fiscal Year 2022 - 2023 Proposed Budget	Fiscal Year 2021 - 2022 Original Budget	Fiscal Year 2020- 2021 Actual
<b>General Fund Revenue</b>			
431.100 Ad Valorem Taxes	1,562,040	1,357,290	1,268,088
431.235 Communication Service Tax	77,000	85,200	80,023
431.240 Local Option Gas Tax	25,000	27,000	27,908
431.310 Electric Franchise Fee	222,000	220,000	224,944
431.330 Gas Franchise Fee	8,000	8,000	8,566
431.900 Property Transfer Records Search	3,050	3,500	3,285
432.110 Annual Business Tax Receipts	12,000	15,000	13,525
432.120 Non-Annual Business Tax Receipts	-	250	40
432.200 Building Permit Fees	162,580	125,000	168,566
432.210 Plan Review Fees	48,100	20,000	37,937
432.220 Fire Safety	575	500	600
432.230 Electrical Fees and Refunds	24,735	10,000	20,500
432.240 Plumbing Fees and Refunds	18,550	6,000	14,952
432.250 Mechanical Fees And Refunds	18,935	7,000	14,774
432.280 Impact Fees / Sewer Tap-In Fees	-	-	400
432.290 DBPR Surcharges	240	-	3,919
432.990 Zoning / Board of Adjustment Fees	7,500	4,000	7,250
433.490 State Grants	-	12,500	12,695
433.512 State Revenue Sharing	57,500	53,000	60,413
433.515 Alcoholic Beverage Licenses	2,400	4,000	2,496
433.518 1/2 Cent Sales Tax Revenue Sharing	160,000	130,000	161,438
433.519 County Parking Meter Revenue	103,000	109,500	116,304
433.520 Town Parking Meter Revenue	32,000	39,000	37,465
433.730 County Grants	-	1,500	1,500
433.740 Safety Grants	-	-	-
434.341 Garbage And Trash	387,800	371,508	367,120
434.342 Recycling Income	-	-	1,580
434.726 Park Rental	4,500	2,500	4,000
434.900 Supervisor of Elections	200	-	354
435.110 Court Fines	-	500	474
435.115 Indian Shores Parking Fines	1,500	5,000	7,818
435.130 Police Education	100	600	40
436.120 General Interest	7,940	10,000	9,294
436.210 Rental Income - Town Hall	3,100	3,500	6,110
436.900 Miscellaneous Income	-	-	11,154
438.210 Transfers From Sewer Fund	40,000	50,000	102,773
477.005 Utilization of Prior Year Reserves	233,060	-	-
<b>TOTAL REVENUE</b>	<b>3,223,405</b>	<b>2,681,848</b>	<b>2,798,305</b>

PROPOSED BUDGET FOR PUBLIC HEARINGS

## GENERAL FUND

		Fiscal Year 2022 - 2023 Proposed Budget	Fiscal Year 2021 - 2022 Original Budget	Fiscal Year 2020- 2021 Actual
<b>General Fund Expenditures</b>				
<b>LEGISLATIVE</b>				
511-511.000	Executive Salaries	40,800	40,800	40,150
511-521.000	Social Security Taxes	2,530	2,530	2,489
511-521.100	Medicare Taxes	595	592	582
511-522.000	Retirement Contributions	5,500	15,236	15,273
511-523.000	Health Insurance	41,500	52,450	43,349
511-523.100	Life Insurance	600	-	-
511-524.000	Workers Compensation Insurance	250	-	-
511-540.000	Travel and Training	7,500	-	-
511-554.000	Dues and Subscriptions	1,500	-	-
	<b>Total Legislative</b>	<b>100,775</b>	<b>111,608</b>	<b>101,843</b>
<b>ADMINISTRATION</b>				
512-512.000	Regular Salaries And Wages	308,100	281,432	149,757
512-515.000	Special Pay	-	1,400	-
512-521.000	Social Security Taxes	19,100	17,449	9,284
512-521.100	Medicare Taxes	4,465	4,081	2,171
512-522.000	Retirement Contributions	36,000	25,578	11,733
512-523.000	Health Insurance	42,500	37,375	22,439
512-523.100	Life Insurance	600	-	-
512-524.000	Workers Compensation Insurance	550	288	916
512-540.000	Travel and Training	7,500	-	-
512-554.000	Dues and Subscriptions	4,500	-	-
513-531.100	Attorney Fees	85,000	60,000	131,834
513-532.000	Accounting and Auditing	27,000	25,000	201
513-533.000	Other Accounting	50,000	24,000	8,106
513-568.000	Computer Equipment - Capital Outlay	18,000	-	-
	<b>Total Administration</b>	<b>603,315</b>	<b>476,603</b>	<b>336,441</b>
<b>COMPREHENSIVE PLANNING</b>				
515-531.200	Engineering Fees	20,000	5,000	-
515-534.100	Planning & Zoning / Board of Adjustment	-	1,200	-
515-534.150	Special Magistrate	9,300	5,000	14,234
	<b>Total Comprehensive Planning</b>	<b>29,300</b>	<b>11,200</b>	<b>14,234</b>
<b>OTHER GENERAL GOVERNMENT</b>				
519-534.000	Other Contractual Services	18,000	8,000	15,044
519-534.300	Election Expenses	5,000	5,000	4,869
519-534.400	Advertising	4,500	3,500	8,586
519-534.500	General Code	10,000	5,000	4,136
519-534.600	Microfilm / Storage	12,000	10,000	11,499
519-540.000	Travel and Per Diem	-	5,000	1,580
519-541.000	Communications	7,000	5,500	5,741
519-541.100	Postage	3,500	3,000	3,114
519-543.000	Utility Services	24,750	22,000	27,076
519-545.000	Insurance	75,000	75,000	73,578
519-546.000	Repair & Maintenance - Services	-	58,000	14,614
519-546.100	Repair & Maintenance - Town Hall	20,000	25,000	8,531

## PROPOSED BUDGET FOR PUBLIC HEARINGS

## GENERAL FUND

		Fiscal Year 2022 - 2023 Proposed Budget	Fiscal Year 2021 - 2022 Original Budget	Fiscal Year 2020- 2021 Actual
519-547.000	Printing and Binding	1,500	1,500	1,495
519-549.100	Miscellaneous Expenses	-	3,000	13,227
519-549.400	Merchant Fees	-	1,500	1,053
519-551.000	Office Supplies	4,600	5,000	8,521
519-552.000	Operating Supplies	4,600	4,500	2,666
519-552.100	Fuel	-	5,500	4,683
519-554.000	Dues & Subscriptions	-	3,500	1,685
519-564.100	County Parking Meters Expenses	37,995	20,000	38,209
519-564.110	Town Parking Meter Expenses	9,850	2,500	901
519-564.301	Technology Maintenance	23,000	-	563
519-562.000	Improvements - Capital Outlay	83,300	-	-
519-564.000	Machinery and Equipment - Capital Outlay	-	4,000	21,770
519-564.200	Office Furniture - Capital Outlay	-	3,000	5,610
519-564.300	Technology - Capital Outlay	-	50,000	19,741
519-564.302	Office Equipment - Capital Outlay	-	3,000	-
	Total Other General Government	344,595	332,000	298,492
<b>LAW ENFORCEMENT</b>				
521-534.700	Police Protection	543,480	515,213	488,134
521-534.750	Police Education	250	600	38
	Total Law Enforcement	543,730	515,813	488,172
<b>FIRE CONTROL</b>				
522-534.800	Fire Control	262,680	250,170	241,944
	Total Fire Control	262,680	250,170	241,944
<b>BUILDING &amp; INSPECTIONS</b>				
524-512.000	Regular Salaries And Wages	170,000	32,760	26,268
524-515.000	Special Pay	-	-	-
524-521.000	Social Security Taxes	10,540	2,031	1,629
524-521.100	Medicare Taxes	2,465	475	381
524-522.000	Retirement Contributions	20,245	-	-
524-523.000	Health Insurance	27,500	-	67
524-523.100	Life Insurance	400	-	-
524-524.000	Workers Compensation Insurance	3,000	-	203
524-524.310	Code Enforcement	17,500	17,500	15,705
524-531.100	Attorney Fees	10,000	-	-
524-534.000	Other Contractual Services	3,500	-	-
524-535.000	Operating Expenses	8,000	130,000	115,519
524-540.000	Travel and Training	5,000	-	-
524-547.000	Printing & Binding	1,080	-	-
524-552.000	Safety Equipment	350	-	-
524-554.000	Dues and Subscriptions	1,500	-	1,345
524-564.000	Machinery and Equipment - Capital Outlay	35,000	-	-
524-564.300	Technology - Capital Outlay	11,000	-	-
	Total Building & Inspections	327,080	182,766	161,117
<b>EMERGENCY &amp; DISASTER RELIEF</b>				
525-549.200	Emergency Management	10,000	10,000	24,125
	Total Emergency & Disaster Relief	10,000	10,000	24,125

## PROPOSED BUDGET FOR PUBLIC HEARINGS

**GENERAL FUND**

		Fiscal Year 2022 - 2023 Proposed Budget	Fiscal Year 2021 - 2022 Original Budget	Fiscal Year 2020- 2021 Actual
<b><u>GARBAGE &amp; SOLID WASTE CONTROL</u></b>				
534-534.900	Garbage and Trash	419,075	363,493	402,151
534-549.300	County Billing Collection Fees	6,500	6,200	(25,884)
	<b>Total Garbage &amp; Solid Waste</b>	<b>425,575</b>	<b>369,693</b>	<b>376,267</b>
<b><u>PHYSICAL ENVIRONMENT / MAINTENANCE</u></b>				
539-512.000	Regular Salaries and Wages	131,935	105,789	100,649
539-514.000	Overtime	-	2,000	-
539-515.000	Special Pay	-	1,400	-
539-521.000	Social Security Taxes	8,180	6,559	6,229
539-521.100	Medicare Taxes	1,915	1,535	1,457
539-522.000	Retirement Contributions	15,715	7,724	5,328
539-523.000	Health Insurance	19,500	12,660	20,196
539-523.100	Life Insurance	600	-	-
539-524.000	Workers Compensation Insurance	11,005	4,700	7,019
539-540.000	Travel and Training	4,000	-	-
539-552.100	Fuel	5,000	-	-
539-554.000	Dues and Subscriptions	1,000	-	-
539-564.000	Machinery and Equipment - Capital Outlay	35,000	-	-
	<b>Total Physical Environment / Maintenance</b>	<b>233,850</b>	<b>142,367</b>	<b>140,878</b>
<b><u>ROAD &amp; STREET FACILITIES</u></b>				
541-543.100	Street Lighting	83,005	78,000	82,298
541-552.200	Street Maintenance & Repair	10,000	20,000	4,054
	<b>Total Road &amp; Street Facilities</b>	<b>93,005</b>	<b>98,000</b>	<b>86,352</b>
<b><u>LIBRARY</u></b>				
571-534.850	Public Library	39,000	41,685	42,112
	<b>Total Library</b>	<b>39,000</b>	<b>41,685</b>	<b>42,112</b>
<b><u>PARKS</u></b>				
572-546.200	Parks General Maintenance	45,000	55,000	40,205
572-562.000	Park Improvements	113,000	-	-
	<b>Total Parks and Recreation</b>	<b>158,000</b>	<b>55,000</b>	<b>40,205</b>
<b><u>CULTURE &amp; RECREATION</u></b>				
579-548.100	Special Events	15,000	17,000	21,987
579-548.200	Holiday Expenditures	35,000	20,000	8,849
579-583.000	Civic / Youth Donations	2,500	3,500	1,600
	<b>Total Culture &amp; Recreation</b>	<b>52,500</b>	<b>40,500</b>	<b>32,436</b>
<b>TOTAL EXPENDITURES</b>		<b>3,223,405</b>	<b>2,637,405</b>	<b>2,384,618</b>
<b><u>TRANSFERS TO OTHER FUNDS</u></b>				
519-581.300	Transfer to Capital Improvement Fund	-	-	141,000
	<b>Total Transfers to Other Funds</b>	<b>-</b>	<b>-</b>	<b>141,000</b>
<b>INCREASE (DECREASE) IN NET POSITION</b>		<b>-</b>	<b>44,443</b>	<b>272,687</b>

**PROPOSED BUDGET FOR PUBLIC HEARINGS**



**CAPITAL IMPROVEMENTS FUND**

	Fiscal Year 2022 - 2023 Proposed Budget	Fiscal Year 2021 - 2022 Original Budget	Fiscal Year 2020- 2021 Actual
<b>Capital Improvement Fund Revenue</b>			
431.230 One Cent Sales Tax	295,000	250,000	278,753
432.260 Land Dedication Units	-	40,000	80,500
432.270 Multimodal Impact Fees	-	2,000	7,802
433.730 County Grants	-	549,785	5,295
434.392 Stormwater User Fee	43,000	44,000	43,689
436.120 General Interest	5,000	1,975	529
436.140 Interest Land Dedication	-	1,500	851
436.160 Interest Multimodal Impact Fees	-	500	179
436.170 Interest One Cent Tax	-	4,000	2,848
436.180 Interest Stormwater	-	1,500	1,217
447.002 Stormwater Reserve	-	116,000	-
447.003 Land Dedication Reserves	-	229,600	-
438.220 Transfers From General Fund	-	-	141,000
477.005 Utilization of Prior Year Reserves	1,745,300	-	-
<b>TOTAL REVENUE</b>	<b>2,088,300</b>	<b>1,240,860</b>	<b>562,663</b>

**Capital Improvement Fund Expenditures**

**NON DEPARTMENTAL**

519-551.531 NPDES Annual Licensing	30,000	160,000	115,666
519-531.200 Grant Writing	25,000	-	-
519-549.100 Miscellaneous Expense	-	-	2,533
519-563.000 Improvements - Capital Outlay	1,158,000	-	-
519-563.106 Town Hall Improvements - Capital Outlay	-	-	12,115
519-563.111 Gulf Blvd Beautification - Capital Outlay	-	549,785	5,295
519-563.900 Seawall Repairs - Capital Outlay	-	-	1,000
538-531.000 Stormwater Plan Annual Filing	25,000	-	-
538-546.000 Grate Markers	1,500	-	-
519-571.000 Debt Payment - Principal	256,410	-	-
519-572.000 Debt Payment - Interest	51,390	-	-
519-571.000 Loan Payment - LDU Funding	-	153,900	256,410
519-571.000 Loan Payment - One Cent Funding	-	153,900	63,682
538-563.000 Stormwater System - Capital Outlay	541,000	-	-
Total Other General Government	<b>2,088,300</b>	<b>1,017,585</b>	<b>456,701</b>

**PROPOSED BUDGET FOR PUBLIC HEARINGS**

**CAPITAL IMPROVEMENTS FUND**

	Fiscal Year 2022 - 2023 Proposed Budget	Fiscal Year 2021 - 2022 Original Budget	Fiscal Year 2020- 2021 Actual
<b>PARKS AND RECREATION</b>			
572-546.001 Recreation / Parks - LDU Reserve Use	-	115,700	25,325
572-546.204 New Equipment - One Cent Reserve Use	-	40,000	69,278
Total Parks and Recreation	-	155,700	94,603
<b>TOTAL EXPENDITURES</b>	<b>2,088,300</b>	<b>1,173,285</b>	<b>551,304</b>
<b>FUNDING INTERNAL RESERVES</b>			
590-519.247 Sales Tax Reserve	-	56,100	-
590-519.270 Multimodal Reserve	-	2,000	-
590-519.461 Interest to Fund Reserves	-	9,475	-
Total Internal Reserve Funding	-	67,575	-
<b>TOTAL EXPENDITURES &amp; RESERVE FUNDING</b>	<b>2,088,300</b>	<b>1,240,860</b>	<b>551,304</b>
<b>INCREASE (DECREASE) IN NET POSITION</b>	-	-	<b>11,359</b>



**SEWER FUND**

	Fiscal Year 2022 - 2023 Proposed Budget	Fiscal Year 2021 - 2022 Original Budget	Fiscal Year 2020- 2021 Actual
<b>Sewer Fund Revenue</b>			
434.351 Sewer Service	967,402	1,019,914	925,012
436.110 Interest	1,700	3,000	2,142
334.350 ARPA - SLFRF Funding	1,148,458	-	-
477.005 Utilization of Prior Year Reserves	478,110	606,947	-
	<u>2,595,670</u>	<u>1,629,861</u>	<u>927,154</u>
<b>TOTAL REVENUE</b>	<b>2,595,670</b>	<b>1,629,861</b>	<b>927,154</b>
<b>Sewer Fund Expenses</b>			
<b>NON DEPARTMENTAL</b>			
519-531.200 Grant Writing	25,000	-	-
519-541.000 Communications	3,350	2,000	2,777
519-543.000 Utility Services	95,430	5,000	30,280
519-546.000 Repairs and Maintenance	90,280	40,000	40,400
519-549.100 Bank Fees	1,175	1,000	3,150
519-549.300 County Billing Collection Fees	2,975	6,200	18,527
519-552.100 Fuel	-	1,500	1,508
519-563.000 Improvements - Capital Outlay	1,675,400	-	-
519-564.000 Machinery and Equipment - Capital Outlay	-	10,000	3,566
519-564.005 Major Rehab - Capital Projects	-	500,000	-
Total Non-Departmental	<u>1,893,610</u>	<u>565,700</u>	<u>100,208</u>
<b>SEWER SERVICES</b>			
535-534.950 County Sewer Treatment Costs	662,060	972,161	900,557
Total Sewer Services	<u>662,060</u>	<u>972,161</u>	<u>900,557</u>
<b>TOTAL EXPENDITURES</b>	<b>2,555,670</b>	<b>1,537,861</b>	<b>1,000,765</b>
<b>FUNDING INTERNAL RESERVES</b>			
590-591.100 Sewer Fund Reserve - 5% of Revenue	-	42,000	40,226
Total Internal Reserve Funding	<u>-</u>	<u>42,000</u>	<u>40,226</u>
<b>TRANSFERS TO OTHER FUNDS</b>			
519-591.000 Transfer to General Fund	40,000	50,000	102,773
Total Transfers to Other Funds	<u>40,000</u>	<u>50,000</u>	<u>102,773</u>
<b>TOTAL EXPENDITURES, RESERVES, TRANSFERS</b>	<b>2,595,670</b>	<b>1,629,861</b>	<b>1,143,764</b>
<b>INCREASE (DECREASE) IN NET POSITION</b>	<b>-</b>	<b>-</b>	<b>(216,610)</b>

PROPOSED BUDGET FOR PUBLIC HEARINGS



## ANTICIPATED CAPITAL PROJECTS

Fund	Account	Account Description	Project Description	FY 2023 Budget
<b>General Fund</b>				
	513-568.000	Computer Equipment - Capital Outlay	Finance Software	18,000
	519-562.000	Improvements - Capital Outlay	Air Conditioning Unit 2	13,000
			Interior Paint	10,000
			Parking Lot Sealing	7,500
			Exterior Doors	5,000
			Mag Key Access	5,000
			Meeting Chairs (8)	2,800
			Fence and Landscaping	10,000
			Refresh Islands	15,000
			Lighting- Wahoo Lot	15,000
				<u>83,300</u>
	524-564.000	Machinery and Equipment - Capital Outlay	Explorer / Colorado	35,000
	524-564.300	Technology - Capital Outlay	Desktop - Building Official	1,800
			SmartGov Software	9,200
				<u>11,000</u>
	539-564.000	Machinery and Equipment - Capital Outlay	Sprinklers	35,000
	572-562.000	Park Improvements	Constitution Park BB and Tennis	10,000
			Del Bello Park Paver Walk	45,000
			Constitution Park Kitchen Remodel	15,000
			Pit Transformation	8,000
			Spitzer Park Sun Shade	5,000
			Park Refresh Planning	10,000
			Constitution Park Parking	20,000
				<u>113,000</u>
<b>Capital Projects Fund</b>				
	519-563.000	Improvements - Capital Outlay	175th Avenue - 2,500 ft - milling	28,000
			175th Avenue - Surfacing	30,000
			West Side Gulf Blvd. Undergrounding	1,100,000
				<u>1,158,000</u>
	538-563.000	Stormwater System - Capital Outlay	Jet Cleaning / Video	166,000
			43 Stormwater Laterals - Point Repairs	150,000
			Stormwater Master Plan	225,000
				<u>541,000</u>
<b>Sewer Fund</b>				
	519-563.000	Improvements - Capital Outlay	2,981 Liner Feet - Lining	90,700
			330 Laterals	1,242,000
			130 Manhole Repairs	342,700
				<u>1,675,400</u>

## PROPOSED BUDGET FOR PUBLIC HEARINGS





## PROPOSED BUDGET FOR PUBLIC HEARINGS

**RESOLUTION NO. 05-22**

**A RESOLUTION OF THE TOWN OF REDINGTON SHORES,  
FLORIDA, ADOPTING THE 2022-2023 ANNUAL FISCAL  
YEAR BUDGET.**

BE IT RESOLVED BY THE BOARD OF COMMISSIONERS OF THE TOWN OF REDINGTON SHORES, FLORIDA, IN MEETING DULY AND REGULARLY ASSEMBLED AS FOLLOWS:

1. The Annual Fiscal Year Budget of the Town of Redington Shores, Florida, from October 1, 2022 through September 30, 2023, shall be in the amounts and categories as more fully shown by a copy of said Annual Budget attached hereto as Schedule A.
2. This Resolution shall take effect Midnight, September 30, 2022.

The foregoing Resolution was offered by Commissioner \_\_\_\_\_, who moved its adoption, and said Motion was seconded by Commissioner \_\_\_\_\_; and upon roll call the vote was:

AYES:

NAYS:

ABSENT:

ABSTAINING:

during Regular Session of the Board of Commissioners of the Town of Redington Shores, Florida sitting on this 19th day of September 2022.

\_\_\_\_\_  
MaryBeth Henderson, Mayor

ATTEST:

\_\_\_\_\_  
Tracy Campbell  
Town Clerk

**RESOLUTION NO. 04-22**

A RESOLUTION OF THE TOWN OF REDINGTON SHORES,  
FLORIDA, ADOPTING A NOT TO EXCEED MILLAGE RATE OF 1.6896 LEVYING  
OF AD VALOREM TAXES FOR FISCAL YEAR 2022-2023 AND SETTING THE DATE,  
TIME AND PLACE OF PUBLIC HEARINGS ON THE BUDGET FOR FISCAL YEAR 2022-  
2023; PROVIDING FOR AN EFFECTIVE DATE.

WHEREAS, pursuant to section 200.065, Florida Statutes, after a proper notice, the first public hearing will be held at the Town of Redington Shores, Pinellas County, Florida, on September 7, 2022 at 6:00pm.

WHEREAS, pursuant to section 200.065, Florida Statutes, after a proper notice, the second and final public hearing will be held at the Town of Redington Shores, Pinellas County, Florida, on September 19, 2022 at 6:00pm.

WHEREAS, the gross taxable value for operating purposes not exempt from taxation within Pinellas County has been certified by the Pinellas County Property Appraiser to the Town of Redington Shores as \$953,100,216; and

WHEREAS, the Town of Redington Shores is prepared to set a proposed millage rate of 1.6896 mills; and

WHEREAS, the Fiscal Year 2022-2023 operating proposed millage rate of 1.6896 is a 12.34% increase to the current year rolled-back rate of 1.5040 mills.

NOW THEREFORE, BE IT RESOLVED BY THE BOARD OF COMMISSIONERS OF THE TOWN OF REDINGTON SHORES, PINELLAS COUNTY, FLORIDA, AS FOLLOWS:

Section 1. The Board of Commissioners of The Town of Redington Shores, Florida does hereby ratify and set the proposed not to exceed ad valorem millage rate for the Town of Redington Shores, Pinellas County, Florida, for the Fiscal Year 2022-2023 at 1.6896.

Section 2. The tentative millage and budget hearings will be held September 7, 2022, in the Town of Redington Shores Community Room located at 17425 Gulf Blvd, Redington Shores, Florida at 6:00p.m.

Section 3. The final millage and budget hearings will be held September 19, 2022, in the Town of Redington Shores Community Room located at 17425 Gulf Blvd, Redington Shores, Florida at 6:00p.m.

Section 4. This resolution shall take effect immediately upon its adoption by the Board of Commissioners of the Town of Redington Shores, Florida.

The foregoing Resolution was offered by Commissioner \_\_\_\_\_, who moved its adoption, and said Motion was seconded by Commissioner \_\_\_\_\_, and upon roll call the vote was:

AYES:

NAYS:

ABSENT:

ABSTAINING:

during Regular Session of the Board of Commissioners of the Town of Redington Shores, Florida sitting on the 22<sup>nd</sup> day of September, 2021.

PASSED AND RESOLVED this 19th day of September, 2022, by the Board of Commissioners of the Town of Redington Shores, Florida.

\_\_\_\_\_  
MaryBeth Henderson, Mayor

\_\_\_\_\_  
Tracy Campbell  
Town Clerk