

**BOARD OF COMMISSIONERS  
TOWN OF REDINGTON SHORES  
REGULAR MEETING  
WEDNESDAY, January 11, 2023 - 6:00 P.M.  
AGENDA**

**CALL TO ORDER**

**PLEDGE OF ALLEGIANCE**

**ROLL CALL**

**Consent Agenda**

APPROVAL OF MINUTES –Regular Meeting December 14; Workshop Meeting December 28; Workshop Meeting January 9.

**APPEARANCES AND PRESENTATIONS**

1. Florida League of Cities- Training Recognition for Commissioner Later

**OLD BUSINESS**

1. 2<sup>nd</sup> Reading of Ordinance No. 2022-11; Amending Vacation Rentals
2. Naming of the Audit Selection Committee
3. Adoption of Resolution No. 08-22; Solid Waste Rate Increase

**NEW BUSINESS**

1. Request for Variance Fee Waiver
2. October and November Monthly Financial Reports
3. Year End Financial Report

**PUBLIC COMMENTS**

**MISCELLANEOUS**

Special Workshop Meeting- Tuesday, January 17, 2023- 2:30 p.m.  
Workshop Meeting- Wednesday, January 25, 2023- 6:00 p.m.

**COMMISSION REPORTS**

- (1) Mayor Henderson
- (2) Vice Mayor Krouk, Commissioner District No 2
- (3) Commissioner Blackburn, District No 1
- (4) Commissioner Later, District No 3
- (5) Commissioner Krajewski, Commissioner District No 4
- (6) Town Attorney
- (7) Town Administrator

**ADJOURNMENT**

“Persons are advised that, if they decide to appeal any decisions made at this meeting, they will need a record of the proceedings, and, for such purpose, they may need to ensure that a verbatim record of the proceedings is made, which record includes the testimony and evidence upon which the appeal is to be based.”

“The Town maintains a tape recorder for all public hearings. In the event that you wish to appeal a decision, the tape may or may not adequately ensure a verbatim record of the proceedings. Therefore, you may wish to provide a court reporter at your expense.”

**BOARD OF COMMISSIONERS  
TOWN OF REDINGTON SHORES  
REGULAR MEETING MINUTES  
WEDNESDAY, DECEMBER 14, 2022**

**Call to Order:** 6:00 P.M. Pledge of Allegiance.

**Attendance:** Mayor Commissioner Henderson, Vice Mayor Commissioner Krouk, Commissioner Later, Commissioner Krajewski, Commissioner Blackburn, Town Administrator Shoobridge, Attorney Robert Eschenfelder. Quorum present.

**Request for Additional Agenda Item:**

Commissioner Later motioned to add to the agenda; sending the attorney contract out to bid. Commissioner Blackburn 2<sup>nd</sup>. Commission discussed; Commissioner Blackburn suggested that this motion be tabled and added to the Workshop Meeting scheduled for December 28<sup>th</sup>, 2022. Commissioner Later amended his motion to add this item to the Workshop Meeting on December 28, 2022. Commissioner Blackburn 2<sup>nd</sup>. Public Comment: Ed Copic- 17819 Lee Ave. Vote taken: 5 yay. **Action Item:** Commissioner Krajewski informed the Commission that Administrator Shoobridge was developing an annual calendar identifying required contract renewals and other routine activities for town and Commission awareness. **Person Responsible:** Administrator Shoobridge and Clerk Campbell.

**Appearances and Presentations:**

1. **Small Business Administration Disaster Loan Availability:** Sharon Gadbois, Public Affairs Specialist with the Small Business Administration, gave a presentation regarding disaster recovery loans.

**Consent Agenda:**

Commissioner Later moved to approve the consent agenda. Commissioner Blackburn 2<sup>nd</sup>. Vote taken: All yay.

**Chief Swann Report:**

Chief Swann requested his report to be moved earlier in the meeting due to time constraint. Chief Swann made his report and noted the time of the parade should be changed to 2:00pm (was previously announced to be at 2:30pm).

**Point of Order:**

Commissioner Krajewski questioned order of agenda items. Commissioner asked to clarify updated minutes and asked that in the future minutes carefully reflect the subjects on the agenda, the Commissioner's motions and decisions and any additional actionable items resulting from the subject discussions. Commission discussed and agreed.

**Old Business:**

1. **Refuse Rate Increase** Administrator Shoobridge discussed his research on the refuse increase and stated raising the rate to 8% would offset the administrative costs. Commission discussed. Vice Mayor Commissioner Krouk motioned to amend the refuse rate from the current rate to 8% for this fiscal year and to begin immediately upon passage to accommodate the increase in rate from Waste Connections and the service charges from Pinellas County. Commissioner Later 2<sup>nd</sup>. No further Commission discussion. No public comment. Vote taken: 5 yay.

### **New Business:**

1. **2023 Holiday Schedule:** Administrator Shoobridge discussed the holiday schedule in accordance with Pinellas County's holiday schedule. Vice Mayor Commissioner Krouk motion to approve the 2023 schedule. Commissioner Later 2<sup>nd</sup>. No Commission discussion. No public comment. Vote taken: 5 yay.

**Public Comment:** Prior to any public comment, Commissioner Krajewski questioned why the Annual Report was inserted into the agenda packet without it being on the agenda. Commission discussed and asked that Heather Guadagnoli present the Year End Annual Report with summary to the Commission at the January 11<sup>th</sup> Commission meeting and that the Monthly Financial Reports be included in all future Commission packets. The October and November reports to be in the January 11<sup>th</sup> meeting packet. Commissioner Krajewski acknowledged the excellent work that our accountants provide to our town. Commissioner Krajewski indicated that we also had openings on our Finance Committee that needed to be filled. Attorney Eschenfelder confirmed that Florida does have a "Resign to Run" statute that applies to Commissioner candidates.

Public comment was heard.

1. Christy Herig- 17609 1<sup>st</sup> Street E. Redington Shores, FL 33708.
2. Kenneth Kelly- 330 176<sup>th</sup> Ave Cir. Redington Shores, FL 33708.

### **Commission Reports:**

Mayor/Commissioner Henderson, Vice Mayor/Commissioner Krouk, Commissioner Blackburn, Commissioner Later, Commissioner Krajewski presented reports. Major Smith, Town Administrator Shoobridge and Attorney Eschenfelder presented reports. Commissioner Krajewski asked to discuss Resolution 08-22. Attorney Eschenfelder read the Resolution by title. Commissioner Krajewski made the motion to adopt the Audit Selection Committee, Resolution 08-22, Vice Mayor Krouk 2<sup>nd</sup> motion. Commission discussed, public comment from Ken Kelly 331 176<sup>th</sup> Circle Ave Redington Shores. Vote taken; All yay. As a result of the reports, the following action items were identified:

1. **Action Item:** Vice Mayor Commissioner Krouk- add Resiliency Ordinance to the Workshop Meeting on December 28<sup>th</sup>, 2022. **Person Responsible:** Administrator Shoobridge.
2. **Action Item:** Vice Mayor Commissioner Krouk to include the number of permits issued, inspections completed, # of new builds approved, and total monthly revenue in the Administrator's monthly report.  
**Person Responsible:** Administrator Shoobridge.
3. **Action Item:** Commissioner Krajewski to help find 5 members to create an Auditor Selection Committee by the end of the month.  
**Person Responsible:** The Commission.
4. **Action Item:** Attorney Eschenfelder requested update of Ordinance 90-116 D (2) (b) to remove requirement that short term vacation rental properties need to report all Ordinance violations to the town. Attorney Eschenfelder asked for a first at Special Meeting on 12-28 before the Commission Workshop at 6:00pm. Commission agreed.  
**Person Responsible:** Town Clerk.

**MISCELLANEOUS**

Special Commission Meeting & Workshop Meeting – Wednesday, December 28, 2022 - 6:00 p.m.

Special Workshop Meeting – Tuesday, January 3, 2023 – 6:00pm

Regular Commission Meeting – Wednesday, January 11, 2023 - 6:00 p.m.

Special Workshop Meeting – Tuesday, January 17, 2023 – 1:00 p.m.

**Adjournment:** 7:30 P.M.

Respectfully submitted,

Tracy Campbell  
Town Clerk

**SPECIAL MEETING  
BOARD OF COMMISSIONERS  
TOWN OF REDINGTON SHORES  
WEDNESDAY, DECEMBER 28, 2022 – 6:00 P.M.  
MINUTES**

**Call to Order:** 6:09 P.M. Pledge of Allegiance

**Attendance:**

In person, Vice Mayor Commissioner Krouk, Commissioner Blackburn, Commissioner Later, Town Administrator Shoobridge, Attorney Eschendorf.

By phone, Mayor Commissioner Henderson, Commissioner Krajewski  
Quorum present.

**APPEARANCES AND PRESENTATIONS**

None

**OLD BUSINESS**

1. 1<sup>st</sup> Reading Ordinance No. 2022-11; Amending Vacation Rentals- Attorney Eschenfelder read Ordinance 2022-11 by title. Commission discussed details ordinance. No public Comment. Commissioner Blackburn motion to approve, Commissioner Later 2<sup>nd</sup>. Vote taken: 5 yay.

**NEW BUSINESS**

None

**MISCELLANEOUS**

Special Meeting – Tuesday, January 3, 2023 - 6:00 p.m.

Regular Meeting – Wednesday, December 28, 2022 – 6:00 p.m.

**ADJOURNMENT** 6:15 p.m.

Respectfully submitted,

*Jolie Patterson*

Jolie Patterson  
Deputy Town Clerk

**WORKSHOP MEETING  
BOARD OF COMMISSIONERS  
TOWN OF REDINGTON SHORES  
WEDNESDAY, DECEMBER 28, 2022 – UPON ADJOURNMENT OF SPECIAL MEETING  
MINUTES**

**Call to Order:** 6:16 P.M. Pledge of Allegiance and Attendance previously recorded at Special Meeting.

**APPEARANCES AND PRESENTATIONS**

None

**OLD BUSINESS**

1. **Town Hall Parking Agreement-** Administrator Shoobridge explained the parking agreement, as well as his meeting with Grand Shores West Condominium. Commission Discussed. The Commission agreed on no overnight parking. If possible, the town wishes to enter into a piggyback agreement with Pinellas County for parking meter services and discontinue Grand Shores West Town Hall parking agreement.  
**Next Steps:** Administrator Shoobridge will give contract cancellation notice to GSW effective 4/30/23. Administrator Shoobridge to obtain PC and IS parking agreements and determine if a piggyback agreement is possible for town metered services. Administrator Shoobridge will meet with Attorney Eschenfelder and Chief Swann (or Major Smith) to finalize actual parking citations, signage, fines, citation process, and ordinances prior to the 1/11/23 Commission meeting.  
**Persons Responsible:** Administrator Shoobridge (primary), Chief Swann, Deputy Chief Smith.

**NEW BUSINESS**

1. **Discussion of Legal Representation-** Commissioner Later presented. Attorney Eschenfelder and Commission discussed. No public comment.  
**Next Steps:** Commission consensus is that if an individual Commissioner feels compelled to forward for a request for qualifications, they may motion at the next regular meeting on January 11, 2023.
2. **Tampa Bay Resiliency Ordinance-** Commissioner Krouk explained the item. The Commission discussed. No public comment.  
**Next Steps:** The Commission decided they would like to learn more about the ordinance and have a representative from TBRRC to give a presentation on the resiliency ordinance. Mayor Commissioner Henderson to bring this ordinance forward in her term as President of the Big C.  
**Person Responsible:** Vice Mayor Commissioner Krouk and Mayor Commissioner Henderson
3. **Auditing Services RFP Discussion-** Commissioner Krajewski spoke of his concerns on the auditing services RFP.  
**Next Steps:** Commissioners to obtain Audit Committee members from their districts and propose their members at the Regular Meeting on January 11, 2023.  
**Persons Responsible:** Commission Members

**MISCELLANEOUS**

**Erroneous Resolution Number-** Vice Mayor Commissioner Krouk stated, "Please let the records show that an erroneous Resolution number of 08-2022 was given to resolution: Establishing an Audit Selection Committee; making related findings; providing for severability and for an effective date. The correct number is 09-2022.

Special Meeting- Tuesday, January 3, 2023- 1:00 p.m.

Regular Meeting- Wednesday, January 11, 2023- 6:00 p.m.

**ADJOURNMENT:** 7:57 p.m.

Respectfully submitted,

*Jolie Patterson*

Jolie Patterson  
Deputy Town Clerk

**ORDINANCE NO. 2022-11**

**AN ORDINANCE OF THE TOWN OF REDINGTON SHORES, FLORIDA, AMENDING § 90-116 OF THE TOWN CODE TO REPEAL VIOLATION DISCLOSURE REQUIREMENT; MAKING RELATED FINDINGS; PROVIDING FOR CODIFICATION, SEVERABILITY, AND FOR AN EFFECTIVE DATE.**

**WHEREAS**, on August 12<sup>th</sup> 2020, the Town Commission of the Town of Redington Shores adopted Ordinance 20-06, which created § 90-116, a comprehensive set of regulations related to the operation of short-term “vacation” rentals within the Town; and

**WHEREAS**, the ordinance language, which had been developed by the Town’s attorney at the time, included what became codified as subsection 90-116 D(2)(b), which requires the party responsible for the vacation rental’s operation to promptly report to the Town any violation of the standards set forth in § 90-116 which the responsible party knows, or with the exercise of reasonable diligence and oversight of the property should know, has occurred or is occurring; and

**WHEREAS**, in 2022, § 90-116 was challenged in a lawsuit contending it was preempted by Florida law and that subsections 90-116 D(2)(a) (requiring responsible parties to provide notice of the Town’s rules to rental customers) and D(2)(b) violated the Florida Constitution’s speech clause; and

**WHEREAS**, while the courts ruled § 90-116 was not preempted by state law, and that subsections 90-116 D(2)(a) was constitutional, the appeals court remanded the speech question as to subsection 90-116 D(2)(b) for additional consideration by the trial court under a different standard of legal review; and

**WHEREAS**, the Commission has considered the current language in subsection 90-116 D(2)(b) and has determined that it is not a critical component of the overall vacation rental regulations contained in § 90-116; and

**WHEREAS**, the Commission also finds that the disclosure requirement set forth in subsection 90-116 D(2)(b) would not likely be easy to enforce in actual practice given the need to attribute knowledge to the responsible party; and

**WHEREAS**, the Town’s primary interest in the litigation was ensuring that the courts upheld the Town’s right to maintain § 90-116 as against the preemption challenge; and

**WHEREAS**, the Commission does not believe it is in the Town’s best interests to expend further resources on additional litigation over the academic question of whether subsection 90-116 D(2)(b) is consistent with the Florida Constitution’s speech clause; and

**WHEREAS**, removal of subsection 90-116 D(2)(b)’s disclosure requirement will not undermine the effectiveness of the Town’s vacation rental regulation scheme; and



**WHEREAS**, the Commission confirms that its removal of subsection 90-116 D(2)(b)'s disclosure requirement is a permanent policy revision, and the Commission has no intention of subsequent revival of the provision in the future; and

**WHEREAS**, it is in the best interest of the Town, its residents, and property owners, to approve the provisions set forth in this Ordinance.

**NOW, THEREFORE BE IT ORDAINED** by the Board of Commissioners of the Town of Redington Shores, Florida, that:

**Section 1.** Subsection 90-116 D(2) of the Redington Shores Town Code is hereby amended as follows:

- (2) Duties of responsible party. For each vacation rental, the responsible party shall:
  - (a) Provide written notice to transient occupants, prior to occupancy of the vacation rental, of the town's vacation rental standards set forth in this section, as well as the town's current regulations concerning noise, public nuisance, vehicle parking, solid waste collection, pet dogs on the beach, and condominium common area usage. This information, which is compiled and updated by the town and maintained on the vacation rental standards page of the town's website, shall also be made available to each transient occupant inside the subject property;
  - ~~(b) Ensure compliance with all provisions of this section, including the vacation rental standards set forth herein and the town's regulations concerning noise, public nuisance, vehicle parking, solid waste collection, pet dogs on the beach, and condominium common area usage, and promptly address and report any violations of these standards which the responsible party knows, or with the exercise of reasonable diligence and oversight of the property should know, has occurred or is occurring. Such violations may be reported to the county's sheriff's office or, if during regular town hall hours, the town clerk's office;~~
  - (e)(b) Ensure that any violations regarding the rental of the property, including violations of regulations concerning noise, public nuisance, vehicle parking, solid waste collection, pet dogs on the beach, and condominium common area usage, are able to be promptly addressed and resolved 24 hours a day/seven days per week; and
  - ~~(d)(c)~~ (c) Maintain a register with names and dates of stay of all guests, including, but not limited to, all transient occupants and their invitees.

**Section 2.** For purposes of codification of any existing section of the Redington Shores Code herein amended, words **underlined** represent additions to original text, words **~~stricken~~** are deletions from the original text, and words neither underlined nor stricken remain unchanged.

**Section 3.** If any section, subsection, sentence, clause, provision or word of this Ordinance is held unconstitutional or otherwise legally invalid, same shall be severable and the remainder of this Ordinance shall not be affected by such invalidity, such that any remainder of the Ordinance shall withstand any severed provision, as the Board of Commissioners would have adopted the Ordinance and its regulatory scheme even absent the invalid part.

**Section 4.** The Codifier shall codify the substantive amendments to the Redington Shores Code contained in Section 1 of this Ordinance as provided for therein, and shall not codify the exordial clauses nor any other sections not designated for codification.

**Section 5.** Pursuant to Florida Statutes § 166.041(4), this Ordinance shall take effect immediately upon adoption.

**ADOPTED ON FIRST READING** on the 28<sup>th</sup> day of December, 2022, by the Board of Commissioners of the Town of Redington Shores, Florida.

**ADOPTED ON SECOND AND FINAL READING** on the 11<sup>th</sup> day of January, 2023, by the Board of Commissioners of the Town of Redington Shores, Florida.

**Attest:**

\_\_\_\_\_  
MaryBeth Henderson, Mayor Commissioner

\_\_\_\_\_  
Tracy Campbell, Town Clerk

**RESOLUTION NO. 08-22**

**A RESOLUTION OF THE TOWN COMMISSION OF THE TOWN OF REDINGTON SHORES, FLORIDA, ESTABLISHING NEW RESIDENTIAL AND SOLID WASTE COLLECTION RATES; PROVIDING FOR SEVERABILITY AND FOR AN EFFECTIVE DATE.**

**WHEREAS**, on October 1<sup>st</sup> 2019, the Town entered into an exclusive agreement (the Agreement) with Waste Connections of Florida, Inc. (the Contractor) for the collection of solid waste (including recyclable materials) for residential and commercial customers in the Town; and

**WHEREAS**, the Town Commission last approved rates in Resolution 09-21, including a residential rate of \$16.98 per month; and

**WHEREAS**, on December 14, 2022, the Town Commission adopted by voice vote new rates for residential and commercial customers; and

**WHEREAS**, § 127-10 of the Town Code provides that customer rates will be those established in the Agreement, and approved by the Town Commission through resolution; and

**WHEREAS**, to ensure the resolution requirement of the Code is complied with, the Commission desires to ratify and re-adopt the rates initially adopted on December 14, 2022.

**NOW THEREFORE, BE IT RESOLVED BY THE BOARD OF COMMISSIONERS OF THE TOWN OF REDINGTON SHORES, FLORIDA, THAT:**

1. Until further revised by the Board of Commissioners by Resolution, the rate for residential customers is to eighteen dollars and thirty-four cents (**\$18.34**) per month.

2. Until further revised by the Board of Commissioners by Resolution, the rates for commercial customers which are utilizing dumpsters or container service offered by the Contractor are those which are set forth in **Exhibit A**, which is attached hereto and incorporated herein.

3. The Town Administrator shall ensure the rates approved in this Resolution are published on the Town's website and communicated to Town residents and business owners by any other electronic means those residents and owners may have signed up for to receive Town news.

**BE IT FURTHER RESOLVED** that if any section, subsection, sentence, clause, provision or word of this Resolution is held unconstitutional or otherwise legally invalid, same shall be severable and the remainder of this Resolution shall not be affected by such invalidity, such that any remainder of the Resolution shall withstand any severed provision, as the Board of Commissioners would have adopted the Resolution even absent the invalid part.

**BE IT FURTHER RESOLVED** that this Resolution shall take effect immediately upon adoption.

**DULY ADOPTED** with a quorum present and voting this 11<sup>th</sup> day of January, 2023.

---

Marybeth Henderson  
Mayor Commissioner

**Attest:**

---

Tracy Campbell, Town Clerk

**(ATTACHMENT A)**

**From:** Ian Boyle <ian.boyle@wasteconnections.com>  
**Sent:** Thursday, July 14, 2022 2:33 PM  
**To:** Deputy Clerk <depclerk@redshoresfl.com>  
**Subject:** Upcoming Rate Adjustment for 2022

Tracy,

Hope this email finds you well.

The purpose of this email is to inform you that we have two Rate Adjustments coming with your contract before the end of the year as follows:

- **Disposal Increase.** Effective 10/1, the County is raising the Disposal Rate by 6.8%. Please know the County approved a rate increase of 6.8% in 2023 and 2024 as well. The County has told me they will provide documentation of this increase soon.
- **Annual CPI.** As you have read, we are experiencing large increases in our expenses. Labor costs and fuel are the biggest drivers. My controller shared with me the May, 2022 CPI - All Urban Consumers and it was 8.6%. I have to review your contract again to see what we can request but I just wanted to give you a courtesy email so you can understand our challenges.

Please give me a call if you have any questions. I am more than happy to meet with you to go over this topic in more detail.

Thank you again for your support.

**Ian Boyle**  
**Government Affairs Manager**

**Waste Connections of Florida, Inc**

(813) 352-9156  
5135 Madison Ave  
Tampa FL 33619

[ian.boyle@wasteconnections.com](mailto:ian.boyle@wasteconnections.com)

(ATTACHMENT B)

New Residential Rate: \$16.98

Commercial Rates:

2021 (NOV) – 2022 (OCT)

| Size         | 1x/WK     | 2x/WK     | 3x/WK     | 4x/WK     | 5x/WK     | 6x/WK     |
|--------------|-----------|-----------|-----------|-----------|-----------|-----------|
| 2 Cubic Yard | \$ 73.68  | \$ 147.36 | \$ 216.61 | \$ 285.93 | \$ 354.56 | \$ 425.46 |
| 3 Cubic Yard | \$ 81.05  | \$ 182.35 | \$ 268.06 | \$ 353.85 | \$ 438.77 | \$ 526.42 |
| 4 Cubic Yard | \$ 105.36 | \$ 210.71 | \$ 326.62 | \$ 431.13 | \$ 534.60 | \$ 641.53 |
| 6 Cubic Yard | \$ 118.19 | \$ 236.01 | \$ 354.01 | \$ 467.29 | \$ 579.45 | \$ 695.34 |
| 8 Cubic Yard | \$ 139.25 | \$ 278.49 | \$ 409.38 | \$ 540.37 | \$ 670.07 | \$ 804.09 |

2022 (NOV) – 2023 (OCT)

| Size         | 1x/WK     | 2x/WK     | 3x/WK     | 4x/WK     | 5x/WK     | 6x/WK     |
|--------------|-----------|-----------|-----------|-----------|-----------|-----------|
| 2 Cubic Yard | \$ 79.57  | \$ 159.15 | \$ 233.94 | \$ 308.80 | \$ 382.92 | \$ 459.50 |
| 3 Cubic Yard | \$ 87.53  | \$ 196.94 | \$ 289.50 | \$ 382.16 | \$ 473.87 | \$ 568.53 |
| 4 Cubic Yard | \$ 113.79 | \$ 227.57 | \$ 352.75 | \$ 465.62 | \$ 577.37 | \$ 692.85 |
| 6 Cubic Yard | \$ 127.65 | \$ 254.89 | \$ 382.33 | \$ 504.67 | \$ 625.81 | \$ 750.97 |
| 8 Cubic Yard | \$ 150.39 | \$ 300.77 | \$ 442.13 | \$ 583.60 | \$ 723.68 | \$ 868.42 |

**Vincent LaPorta**

---

**From:** Vincent LaPorta  
**Sent:** Thursday, November 3, 2022 1:21 PM  
**To:** 'Joe@enterprisemarine.com'; 'DNJ0317@GMAIL.COM'  
**Cc:** Town Administrator  
**Subject:** Permit #B-12695 @ 227 176th Terr Dr. E. Boat Lift Dock

Good afternoon, Donald, and Joe

In working through the permit file with the Revision Application it was discovered that a letter of No Objection from the neighbors was never submitted.

Also, this is a non-Conforming lot in which the Town Redington Shores Ordinance does not address. Therefore, the correct procedure should be an Application for Variance so that the Town can eventually approve the permit and you can build it in compliance of the local ordinance. You can pick up a variance application at the office or one is online at <https://townofredingtonshores.com/building-department/>

So, at this time, this is your NOTICE to STOP WORK if work has started until this issue can be resolved.

Please note, it will be your responsibility to get the boat lift and dock approved by Pinellas County Water & Navigation before continuing.

Thank you

Vincent N. LaPorta  
Building Official  
Town of Redington Shores  
[laporta@redshoresfl.com](mailto:laporta@redshoresfl.com)  
727-397-5538

227 176<sup>th</sup> Terr Dr  
B12695



# Town of Redington Shores

17425 Gulf Blvd., Redington Shores, FL 33708  
Ph. 727-397-5538

Building Division | 727-397-5538

**For Office Use Only:**

- BUILDING REVIEW
- FIRE REVIEW

## Resubmittal/Revision Application

**Note:** A revision is for modification to work that is already permitted. A resubmittal is for modification to work that is still under review. If the construction accompanying this application is additional, then a construction permit application is required and this form may not be used.

### PERMIT INFORMATION

Permit Status: (check one): \_\_\_\_\_ ISSUED (REVISION):  \_\_\_\_\_ IN PLAN REVIEW (RESUBMITTAL)

Permit #: B-12695

Project Name: Boat Lift Installation and dock revision.

Project Address: 227 176th Terrace Dr. E.

Does this revision increase the job value? \_\_\_\_\_ If yes, how much \$ \_\_\_\_\_

Reason for revision. Describe changes: Adjust dock dimensions to run parallel with left property line.

### APPLICANT INFORMATION

Name / Company: Enterprise Marine Contractors, Inc.

Address: 8165 - 46th Ave. N., St. Petersburg, FL 33709

Telephone No: (727) 343-7788

Email: joe@enterprisemarine.com

Print Applicant Name: DONALD C. SWANZY

Applicant Signature: [Handwritten Signature]

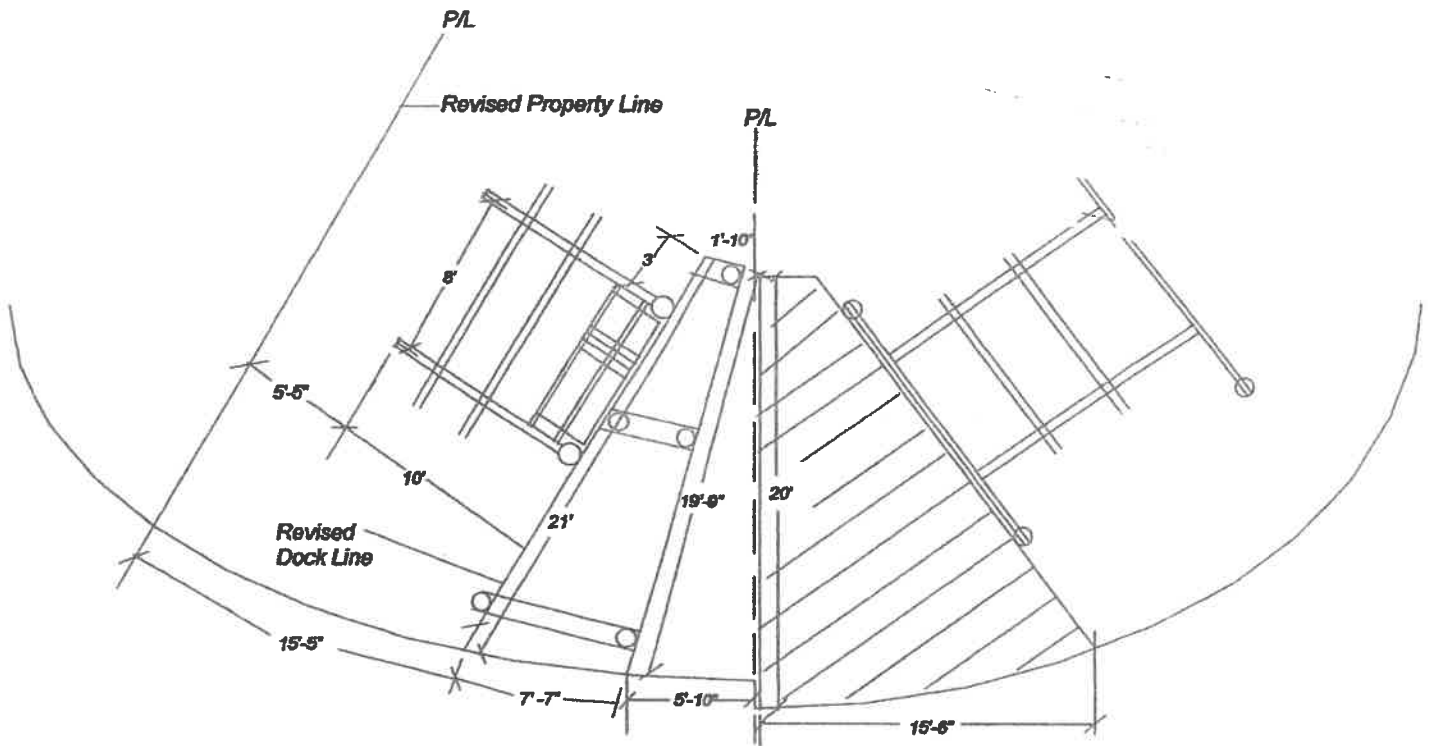
Date: 10/27/2022



Owner Name: Donald & Joan Swanzy Site Address: 227 176th Terrace Drive E.

Nature and Size of Project: REVISION TO PERMIT WND-21-01114.  
Cut back existing to parallel 15'-5" off the left property line.  
Install a 6,000# DECO Elevator Lift on the left side of the  
existing dock.

|                               |             |                      |              |
|-------------------------------|-------------|----------------------|--------------|
| Total Project Square Footage: | <u>96</u>   | New Square Footage:  | <u>0</u>     |
| Total Number of Pilings:      | <u>2</u>    | Diameter of Pilings: | <u>12"</u>   |
| Waterway Width                | <u>174'</u> | Waterfront Width     | <u>29.2'</u> |



**SHORELINE**

The undersigned does not object to the proposed project as drawn in the space provided above.

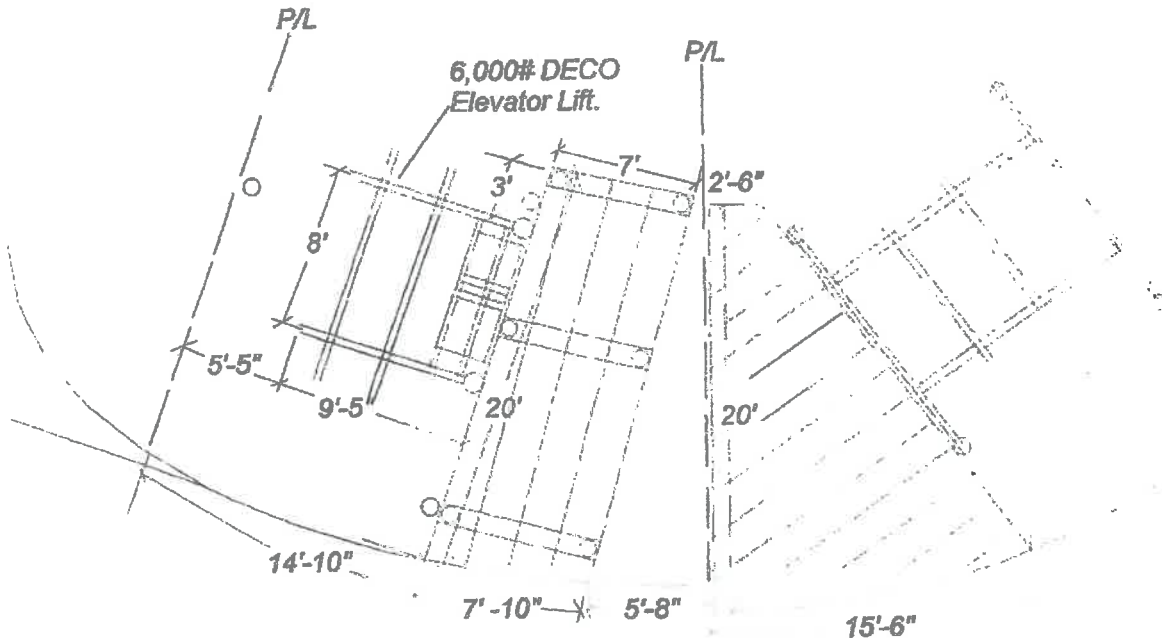
|                       |      |                               |      |
|-----------------------|------|-------------------------------|------|
| Left Owner            |      | Right Owner                   |      |
| Signature             | Date | Signature                     | Date |
| Municipality Approval |      | Water and Navigation Approval |      |

Owner Name: Donald & Joan Swanzy Site Address: 227 176th Terrace Drive E.

Nature and Size of Project: Install a 6,000# DECO Elevator Lift on the left side of the existing dock.

|                               |             |                      |              |
|-------------------------------|-------------|----------------------|--------------|
| Total Project Square Footage: | <u>150</u>  | New Square Footage:  | <u>0</u>     |
| Total Number of Pilings:      | <u>2</u>    | Diameter of Pilings: | <u>12"</u>   |
| Waterway Width                | <u>174'</u> | Waterfront Width     | <u>29.2'</u> |

Plan View Drawing  
(applicant and adjacent docks)



**SHORELINE**

The undersigned does not object to the proposed project as drawn in the space provided above.

|                       |      |                               |      |
|-----------------------|------|-------------------------------|------|
| Left Owner            |      | Right Owner                   |      |
| Signature             | Date | Signature                     | Date |
| Municipality Approval |      | Water and Navigation Approval |      |

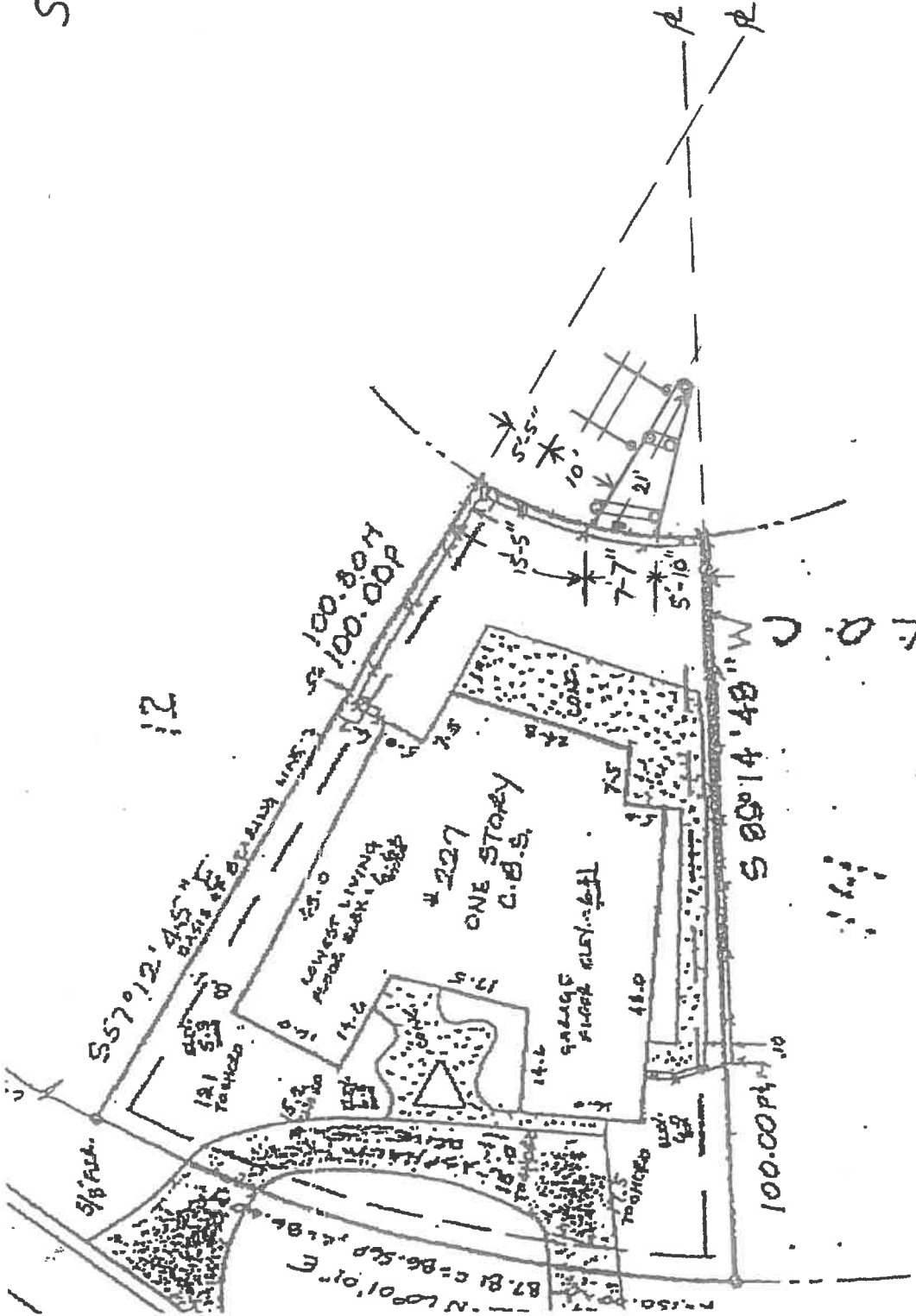
**APPROVED**

AUG 8 2021

Building Department  
Town of Redington Shores

Permit No.: WND-21-01114  
 Date Approved: 09/09/2021  
 Approved By: B. Fisk  
 Pinellas County Water and Navigation

Scale: 1" = 20' ±



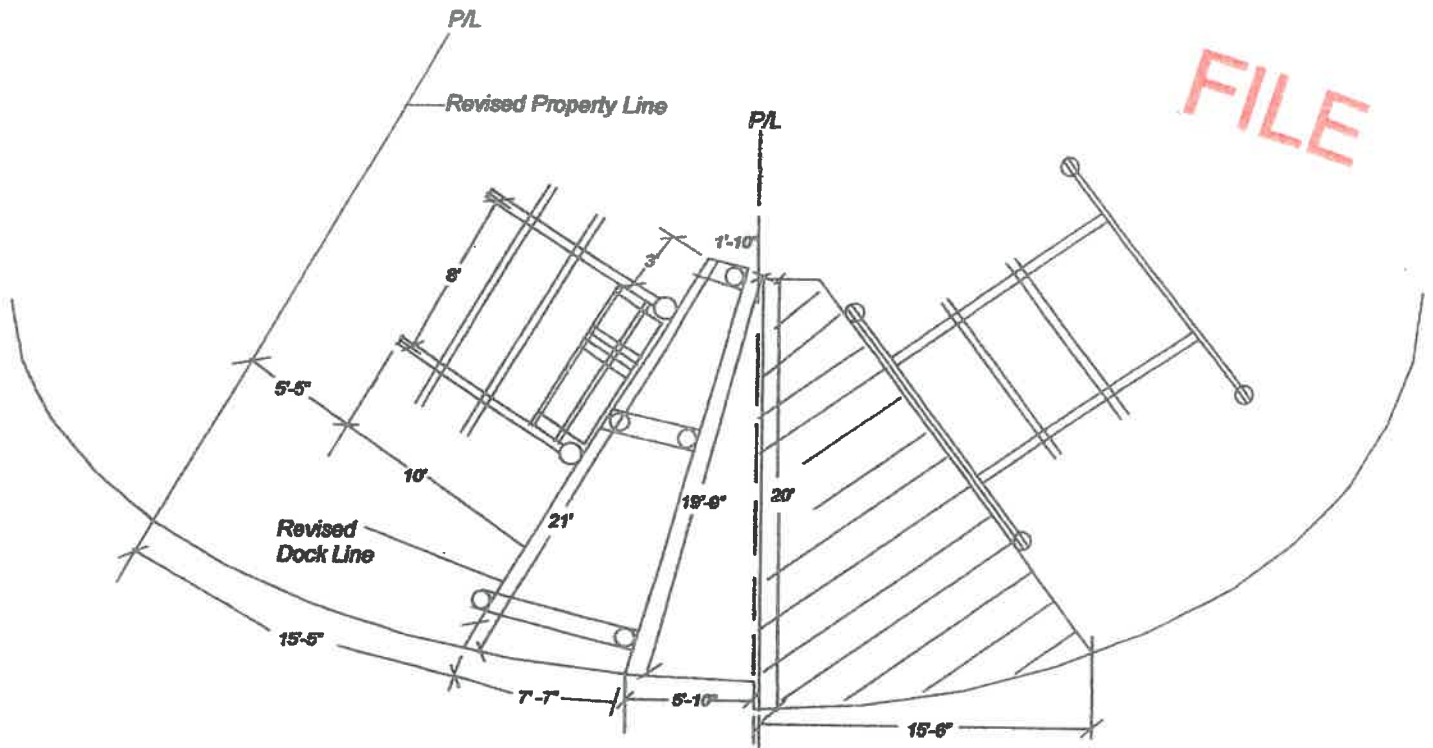
PROJECT:  
DON SWANZY  
227 176th TERRACE DR. E  
REDINGTON SHORES, FL. 33708

Owner Name: Donald & Joan Swanzy Site Address: 227 176th Terrace Drive E.

Nature and Size of Project: REVISION TO PERMIT WND-21-01114.  
Cut back existing to parallel 15'-5" off the left property line.  
Install a 6,000# DECO Elevator Lift on the left side of the  
existing dock.

|                               |             |                      |              |
|-------------------------------|-------------|----------------------|--------------|
| Total Project Square Footage: | <u>96</u>   | New Square Footage:  | <u>0</u>     |
| Total Number of Pilings:      | <u>2</u>    | Diameter of Pilings: | <u>12"</u>   |
| Waterway Width                | <u>174'</u> | Waterfront Width     | <u>29.2'</u> |

**FILE**



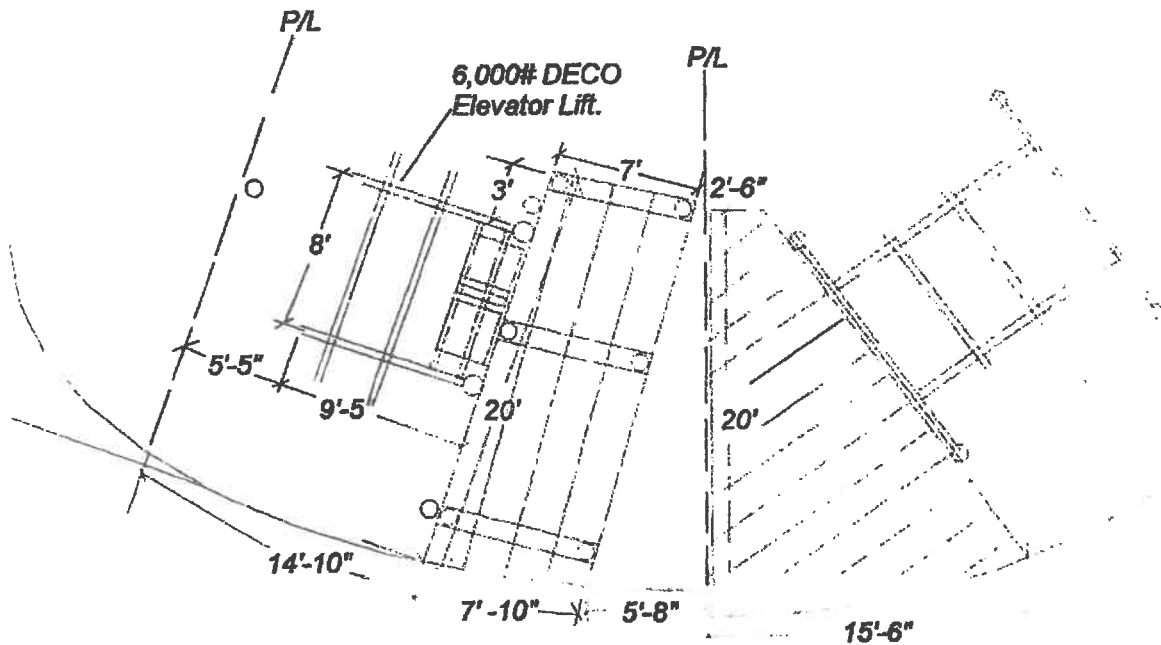
| <b>SHORELINE</b>  |      |                               |      |
|---|------|-------------------------------|------|
| The undersigned does not object to the proposed project as drawn in the space provided above. |      |                               |      |
| Left Owner  |      | Right Owner                   |      |
| Signature   | Date | Signature                     | Date |
| Municipality Approval   |      | Water and Navigation Approval |      |

Owner Name: Donald & Joan Swanzy Site Address: 227 176th Terrace Drive E.

Nature and Size of Project: Install a 6,000# DECO Elevator Lift on the left side of the existing dock.

|                               |             |                      |              |
|-------------------------------|-------------|----------------------|--------------|
| Total Project Square Footage: | <u>150</u>  | New Square Footage:  | <u>0</u>     |
| Total Number of Pilings:      | <u>2</u>    | Diameter of Pilings: | <u>12"</u>   |
| Waterway Width                | <u>174'</u> | Waterfront Width     | <u>29.2'</u> |

Plan View Drawing  
(applicant and adjacent docks)



**SHORELINE**

The undersigned does not object to the proposed project as drawn in the space provided above.

|                       |      |                               |      |
|-----------------------|------|-------------------------------|------|
| Left Owner            |      | Right Owner                   |      |
| Signature             | Date | Signature                     | Date |
| Municipality Approval |      | Water and Navigation Approval |      |

**APPROVED**

AUG 11 2021

Building Department  
Town of Redington Shores

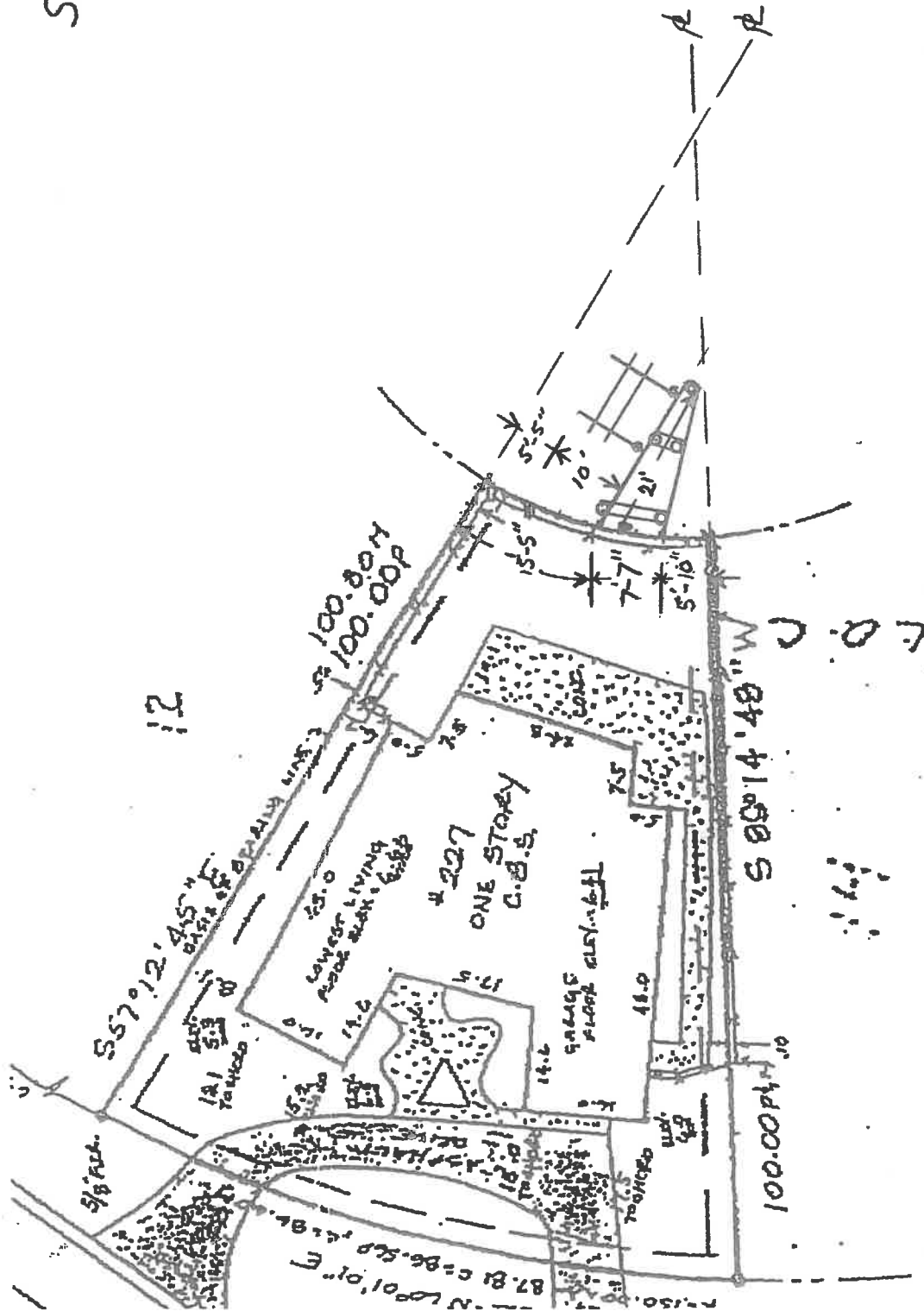
Permit No.: WND-21-01114

Date Approved: 09/09/2021

Approved By: B. Fisk

**Pinellas County Water and Navigation**

Scale: 1" = 20'



PROJECT:  
DON SWANZY  
227 176th TERRACE DR. E  
REDINGTON SHORES, FL. 33708

If applying in person, direct all correspondence to:

Clerk, Water and Navigation, 5<sup>th</sup> Floor  
315 Court Street  
Clearwater, FL 33756



**PRIVATE DOCK PERMIT APPLICATION**  
**PINELLAS COUNTY WATER AND NAVIGATION**

**I. PROPERTY OWNER INFORMATION:**

A. Applicant's Name: Donald & Joan Swanzy  
B. Mailing Address: 227 176th Terrace Drive E.  
City: Redington Shores State: FL Zip: 33708  
C. Telephone No.: (727) 458-5658 E-mail Address: dnj0317@gmail.com

**II. CONTRACTOR INFORMATION (Pro):**

A. Name: Enterprise Marine Contractors, Inc.  
B. Address: 8165 46th Avenue N.  
City: St. Petersburg State: FL Zip: 33709  
C. Telephone No.: (727) 343-7788 E-mail Address: gary@enterprisemarine.com

**III. AGENT INFORMATION (if different from Contractor):**

A. Name: Joe Place  
B. Address: 8165 46th Avenue N.  
City: St. Petersburg State: FL Zip: 33709  
C. Telephone No.: (727) 343-7788 E-mail Address: joe@enterprisemarine.com

**IV. SITE INFORMATION:**

A. Construction Site Address: 227 176th Terrace Drive E.  
City: Redington Shores Zip Code: 33708  
B. Site Parcel ID Number: 32, 30, 15, 36378, 002, 013  
C. Incorporated:  Unincorporated:   
D. Affected Water Body: Boca Ciega Bay  
E. Previous Permits: RP50155-19, P31501-02, P21715-94

F. Date applicant assumed property ownership: 07/27/1994

G. Obstructions: (Dogs, Fences, etc.) \_\_\_\_\_ month/year

H. All other information pursuant to Chapter 58, Article XV (Water and Navigation Regulations).

**V. PROJECT DEVIATION INFORMATION (FOR UNINCORPORATED ONLY):**

A. Signature from Adjacent Owner Required under Code Section 58-555(b): Yes  No

Amount of deviation: Length: \_\_\_\_\_

Width: \_\_\_\_\_

Setbacks: Left: \_\_\_\_\_ Right: \_\_\_\_\_

Other: \_\_\_\_\_

❖ Please note that all information requested in this application must be filled out in its entirety prior to submittal to Pinellas County. An application missing information will not be considered complete, and therefore ready for possible approval, until all required information is provided.



Fee: \$175.00



PERMIT NO: **B-12695**

## Building Permit

TOWN OF REDINGTON SHORES  
17425 Gulf Blvd  
Florida 33708  
727 397-5538

Sep 16, 2021

That Contractor: **ENTERPRISE MARINE**  
Owner: **DON & JOAN SWANZY**

on payment of the fee listed above

has permission to: **INSTALL A NEW DECO 6000# ELEVATOR LIFT**

Located at: **227 176TH TER.DR.**

Lot: **13**

Block: **2**

Parcel: **32-30-15-36378-002-0130**

Legal: **HARBOR SHORES 5TH ADDN**

in accordance with application plans on file in this office, and subject to the building regulations of the Town of Redington Shores, the right being reserved to enter and examine the buildings during operations conducted under the authority of this permit, and to require any change in construction that may be necessary to insure sufficient strength and safety from fire.

1. Driveway access paving across road easement MUST allow for storm water flow.
2. No work shall be permitted between 6 PM - 7 AM Monday through Saturday and all day Sunday
3. All permit holders are requested to call for final inspection to close permit.

Value of Construction, Addition,  
Renovation:

**\$13,215.00**

Building Official Date: \_\_\_\_\_

"FAILURE TO COMPLY WITH THE MECHANICS LIEN LAW  
CAN RESULT IN THE PROPERTY OWNER PAYING TWICE  
FOR BUILDING IMPROVEMENTS"

490

Parcel No. 32-30-15-36378-002-0130

Permit # B-12695

### TOWN OF REDINGTON SHORES

BUILDING \_\_\_\_\_ MECHANICAL \_\_\_\_\_ ELECTRICAL \_\_\_\_\_ PLUMBING \_\_\_\_\_

Job Address: 227 176th Terrace Dr. E. Date: \_\_\_\_\_

Owner: Donald & Joan Swanzy Phone: (727) 458-5658

Legal Description: Harbor Shores 5th Add Blk 2, Lot 13

Mailing Address: 227 176th Terrace Dr. E City Redington Shores ZIP 33708

Contractor: Enterprise Marine /CO. Address: 8165 46th Ave. N. City St. Pete Zip: 33709 Phone: (727) 343-7788 Lic No: C-9714

Architect/Engineer: \_\_\_\_\_ Address: \_\_\_\_\_ Phone: \_\_\_\_\_ Zip: \_\_\_\_\_ Lic No: \_\_\_\_\_

Type of Work: New  Alter \_\_\_\_\_ Repair \_\_\_\_\_ Other \_\_\_\_\_ Value 13,803.50

Particular (Provide Copy of Contract) Install a new DECO 6,000# Elevator Lift.

Application is hereby made to obtain a permit to do the work and installations as indicated. I certify that no work or installation has commenced prior to the issuance of a permit and that all work will be performed to meet the standards of all laws regulating construction in this jurisdiction. Unless approved by the Building Official the permit issued under this application is invalid after 90 days, if the project is not started for which this permit was issued and there will be no refund. OWNER'S AFFIDAVIT: I certify that all the foregoing information is accurate and that all work will be done in compliance with all applicable laws regulating construction and zoning.

### WARNING TO OWNER: YOUR FAILURE TO RECORD A NOTICE OF COMMENCEMENT MAY RESULT IN YOUR PAYING TWICE FOR IMPROVEMENTS TO YOUR PROPERTY. IF YOU INTEND TO OBTAIN FINANCING, CONSULT WITH YOUR LENDER OR AN ATTORNEY BEFORE RECORDING YOUR NOTICE OF COMMENCEMENT.

By signing below I acknowledge receipt of Town permit regulations; NPDES; and EPA/Asbestos-lead notifications per state statutes; and agree to abide by all requirements of the same.

Signature [Signature]  
Owner or Agent (Including contractor)

Signature [Signature]  
Contractor

\$179.38 Due

DO NOT WRITE IN SPACE BELOW - OFFICE USE ONLY

B-175.00  
Pd \$35 P.R.  
SC-4.38

Upon payment of fee total \$ 214.38, upon work valued at \$ 13,215.00  
Application is approved and appropriated building permit is being issued.

Flood Zone: \_\_\_\_\_ Base Flood Elevation \_\_\_\_\_

Approved subject to plans filed with the building department and all codes, ordinances and zoning restrictions of the town and deed and subdivision restrictions.

Building Official [Signature] Date 8/3/21

Building Commissioner [Signature] Date 8/18/21

NOTE: ALL PLANS FOR NEW CONSTRUCTION OR RENOVATION MUST BE ON PAPER NO LARGER THAN 11 X 17 INCHES UNLESS OTHERWISE APPROVED BY BUILDING OFFICIAL.

Joe@enterprise  
marine.com

8/3/21 Called Joe for P.U. yr

If applying in person, direct all correspondence to:

Clerk, Water and Navigation, 5<sup>th</sup> Floor  
315 Court Street  
Clearwater, FL 33756



**PRIVATE DOCK PERMIT APPLICATION**  
**PINELLAS COUNTY WATER AND NAVIGATION**

**I. PROPERTY OWNER INFORMATION:**

A. Applicant's Name: Donald & Joan Swanzy  
B. Mailing Address: 227 176th Terrace Drive E.  
City: Redington Shores State: FL Zip: 33708  
C. Telephone No.: (727) 458-5658 E-mail Address: dswanzy@tampabay.rr.com

**II. CONTRACTOR INFORMATION (Pro):**

A. Name: Enterprise Marine Contractors, Inc.  
B. Address: 8165 46th Avenue N.  
City: St. Petersburg State: FL Zip: 33709  
C. Telephone No.: (727) 343-7788 E-mail Address: gary@enterprisemarine.com

**III. AGENT INFORMATION (if different from Contractor):**

A. Name: Joe Place  
B. Address: 8165 46th Avenue N.  
City: St. Petersburg State: FL Zip: 33709  
C. Telephone No.: (727) 343-7788 E-mail Address: joe@enterprisemarine.com

**IV. SITE INFORMATION:**

A. Construction Site Address: 227 176th Terrace Drive E.  
City: Redington Shores Zip Code: 33708  
B. Site Parcel ID Number: 32 / 30 / 15 / 36378 / 002 / 013  
C. Incorporated:  Unincorporated:   
D. Affected Water Body: Boca Ciega Bay  
E. Previous Permits: RP50155-19, P31501-02, P21715-94

F. Date applicant assumed property ownership: 07/27/1994 month/year

G. Obstructions: (Dogs, Fences, etc.) \_\_\_\_\_

H. All other information pursuant to Chapter 58, Article XV (Water and Navigation Regulations).

**~~V.~~ PROJECT DEVIATION INFORMATION (FOR UNINCORPORATED ONLY):**

A. Signature from Adjacent Owner Required under Code Section 58-555(b): Yes  No

Amount of deviation: Length: \_\_\_\_\_

Width: \_\_\_\_\_

Setbacks: Left: \_\_\_\_\_ Right: \_\_\_\_\_

Other: \_\_\_\_\_

❖ **Please note that all information requested in this application must be filled out in its entirety prior to submittal to Pinellas County. An application missing information will not be considered complete, and therefore ready for possible approval, until all required information is provided.**

Pinellas County Water & Navigation  
315 Court Street  
Clearwater, Florida 33756

Issued To: SWANZY, DONALD C  
Contractor: Gerhard Kalke  
Construction Site: 227 176TH TERRACE DR  
REDINGTON SHORES, FL 33708  
Parcel No.: 323015363780020130

---

Permit is valid for 1 year

To report starting date and completion date call: (727) 464-3770

---

**PERMIT NO.**

**WND-21-01114**

---

**Notes:**

PERMITS MAY ALSO BE REQUIRED FROM THE FOLLOWING AGENCIES: FL DEP AND U.S. ARMY COE.

THE WATERS OF PINELLAS COUNTY ARE LOCATED WITHIN THE PINELLAS COUNTY AND BOCA CIEGA BAY AQUATIC PRESERVE. SPECIAL REGULATIONS EXIST THAT GOVERN THE CONSTRUCTION WITHIN AN AQUATIC PRESERVE. PLEASE CONTACT THE FL DEP.

Date of Issuance:

09/10/2021

THIS PERMIT IS SUBJECT TO A 30-DAY APPEAL PERIOD FROM DATE OF ISSUANCE – SECTION 58-536(A) WATER AND NAVIGATION REGULATIONS.

Final Inspection Date:

/ /

ADDITIONAL INSTALLATIONS SUCH AS WATER OR ELECTRIC WILL REQUIRE SEPARATE PERMITS FROM THE APPROPRIATE MUNICIPAL OR COUNTY BUILDING DEPARTMENT.

---

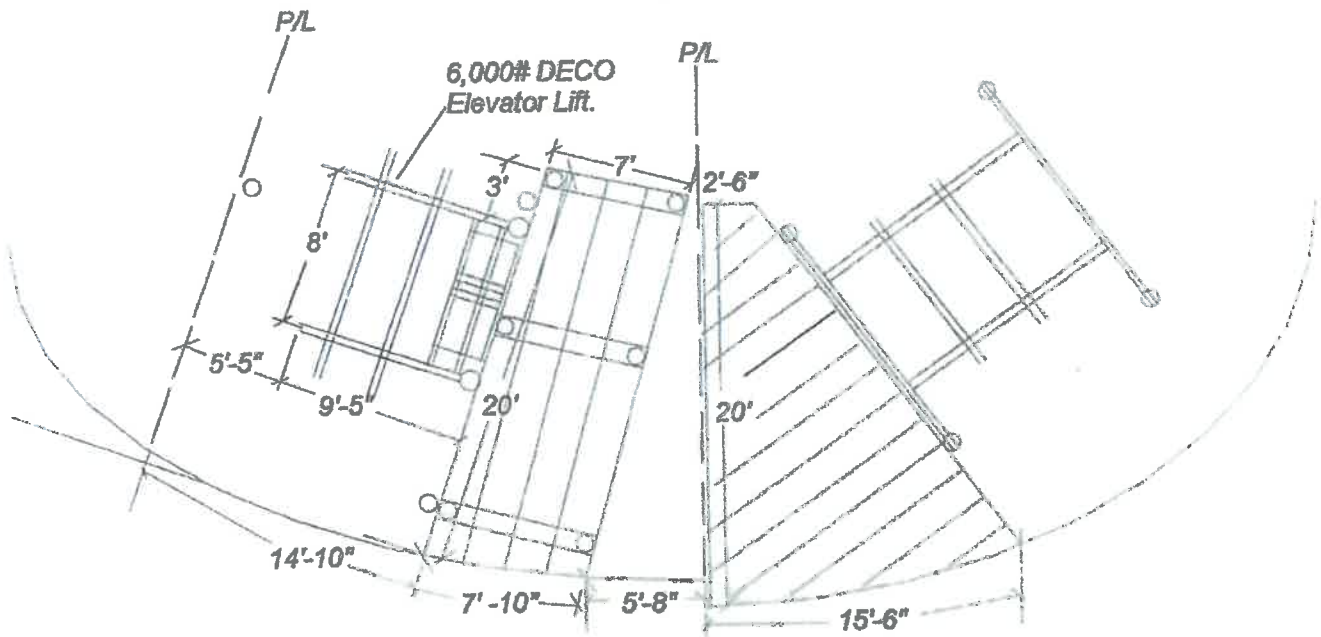
**THIS PERMIT IS REQUIRED TO BE POSTED IN  
A CONSPICUOUS LOCATION AT THE  
CONSTRUCTION SITE.**

Owner Name: Donald & Joan Swanzy Site Address: 227 176th Terrace Drive E.

Nature and Size of Project: Install a 6,000# DECO Elevator Lift on the left side of the existing dock.

|                               |             |                      |              |
|-------------------------------|-------------|----------------------|--------------|
| Total Project Square Footage: | <u>150</u>  | New Square Footage:  | <u>0</u>     |
| Total Number of Pilings:      | <u>2</u>    | Diameter of Pilings: | <u>12"</u>   |
| Waterway Width                | <u>174'</u> | Waterfront Width     | <u>29.2'</u> |

Plan View Drawing  
(applicant and adjacent docks)



**SHORELINE**

The undersigned does not object to the proposed project as drawn in the space provided above.

|                       |      |                               |      |
|-----------------------|------|-------------------------------|------|
| Left Owner            |      | Right Owner                   |      |
| Signature             | Date | Signature                     | Date |
| Municipality Approval |      | Water and Navigation Approval |      |

**APPROVED**

AUG 02 2021

Building Department  
Town of Redington Shores

Permit No.: WND-21-01114

Date Approved: 09/09/2021

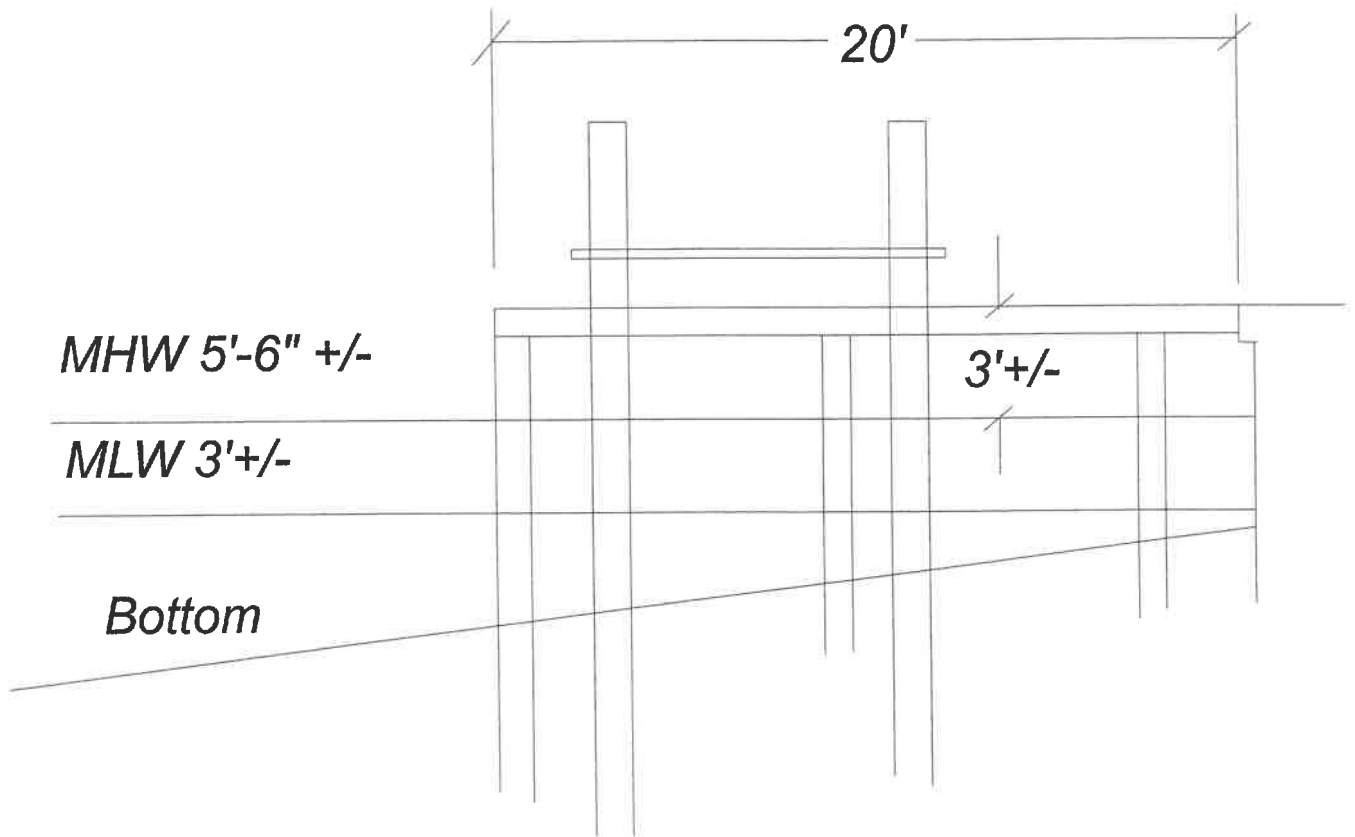
Approved By: B. Fisk

**Pinellas County Water and Navigation**

Owner Name: Donald & Joan Swanzy

Site Address: 227 176th Terrace Drive E.

**Profile View Drawing**



**LETTER OF NO OBJECTION**

Left Lot Owner's Name \_\_\_\_\_

Mailing Address \_\_\_\_\_ Zip \_\_\_\_\_

I certify that I am the owner of \_\_\_\_\_ which adjoins the property owned by the applicant who proposes to construct a structure at the following address:

**227 176th Terrace Drive E.**

I have seen the County permit application – including plans or drawings – for the proposed structure(s) and DO NOT OBJECT to the proposed structure(s).

**OWNER'S SIGNATURE:** \_\_\_\_\_ **Date** \_\_\_\_\_

**NOTARY:**

STATE OF FLORIDA, PINELLAS COUNTY, the foregoing instrument was acknowledged before me by means of

physical presence or  online notarization this \_\_\_\_ day of \_\_\_\_\_, 20\_\_ by

personally known OR  produced identification

Type of Identification Produced \_\_\_\_\_

Witness my hand and official seal this \_\_\_\_ day of \_\_\_\_\_, 20\_\_

\_\_\_\_\_  
Notary Public

My commission expires: \_\_\_\_\_

Right Lot Owner's Name \_\_\_\_\_

Mailing Address \_\_\_\_\_ Zip \_\_\_\_\_

I certify that I am the owner of \_\_\_\_\_ which adjoins the property owned by the applicant who proposes to construct a structure at the following address:

**227 176th Terrace Drive E.**

I have seen the application – including plans or drawings – for the proposed structure(s) and DO NOT OBJECT to the proposed structure(s).

**OWNER'S SIGNATURE:** \_\_\_\_\_ **Date** \_\_\_\_\_

**NOTARY:**

STATE OF FLORIDA, PINELLAS COUNTY, the foregoing instrument was acknowledged before me by means of

physical presence or  online notarization this \_\_\_\_ day of \_\_\_\_\_, 20\_\_ by

Personally Known OR  Produced Identification

Type of Identification Produced \_\_\_\_\_

Witness my hand and official seal this \_\_\_\_ day of \_\_\_\_\_, 20\_\_

\_\_\_\_\_  
Notary Public

My commission expires: \_\_\_\_\_



VI. CONTRACTOR INFORMATION:

I, Gary Kalke, a Marine Specialty contractor,  
whose contractor license # C-9714 expires on 09/30/2021.

swear that the above described project (the "Project") has not been constructed as of the date affixed by my signature below. If a permit for this Project (the "Permit") is granted by the County, I agree to design and construct the Project in full compliance with the Pinellas County Code and in full accordance with the drawings or plans attached hereto. I swear that the information provided in this application represents the full scope of the Project and that no material information regarding the Project has been omitted. In the event that either the Project is not constructed in full accordance with the Permit or the information provided in this application is not correct, I agree to either remove the Project or correct the deficiency.

Signed:  Date: 7/20/21


- You must have USL&H insurance in order to construct a dock in Pinellas County; as well as be licensed with the PCCLB.

VII. PROPERTY OWNER'S SIGNATURE:

I hereby apply for a permit to perform the above described project (the "Project"). Should a permit for the Project be granted by the County, I agree to design and construct the Project in full compliance with the Pinellas County Code and in full accordance with the plans or drawings attached hereto; I likewise agree to maintain the Project in a safe condition throughout the Project's existence.

I hereby authorize the above stated contractor – and agent if listed – to act as my representative in all matters pertaining to the application. I understand that I, not the County am responsible for the accuracy of the information provided as part of this application. I further understand that it is my responsibility to obtain any necessary permits and approvals required for the Project at the Federal, State, and local levels; should the Project lie within a municipality, I recognize that approval from that municipality – in addition to the County – is required.

I swear that I own the upland property described in this application (the "Property"). While this application is pending, I expressly authorize the County and its agents to access the Property at any time as may be necessary to review and act on this application. Should a permit for the Project be granted by the County, I expressly authorize the County and its agents to access the Property at any time as may be necessary to monitor the Project and ensure compliance with the terms of the permit; this permission is valid until the Project has passed final inspection.

Signed:  Date: 07/20/2021

# Consent to Use State-Owned Submerged Lands

## **DO YOU LIVE OR DO BUSINESS ON THE WATER?**

If so, you may need authorization to use the lands under the water from the owners of those lands. This authorization is in addition to any city, county, Florida Department of Environmental Protection, U.S. Army Corps of Engineers, or Water Management District permit.

## **WHAT LANDS ARE WE TALKING ABOUT AND WHO OWNS THEM?**

Sovereign submerged lands are all those submerged lands waterward of the ordinary or mean high water line under navigable fresh and salt water bodies. The Governor and Cabinet, sitting as the Board of Trustees of the Internal Improvement Trust Fund, hold title to all of those lands below navigable waters which have not been previously conveyed into private ownership. Portions of these submerged lands have been designated as "aquatic preserves" and because of their unique biological, aesthetic or scientific value, they are held and managed to a higher degree of care. Since the State owns these lands, both public and private entities must obtain consent to use them.

## **WHY IS CONSENT NECESSARY AND BY WHAT AUTHORITY IS IT REQUIRED?**

These lands are held in trust for the use and benefit of the people of the State, as set forth in the State Constitution; therefore, the private use of these lands must be balanced with the need to conserve and protect the scientific value and beauty of those lands. The intent of the regulations is to ensure that all sovereign submerged lands are managed primarily for the propagation of fish and wildlife, and public recreation. The legislative origins of the procedures employed in the review of applications to use sovereignty submerged lands are contained within Chapters 253 and 258 of the Florida Statutes. These statutes are implemented through rules which are contained within Chapters 18-14, 18-18, 18-20 and 18-21 of the Florida Administrative Code. It is important to contact the Department of Environmental Protection before you use these lands.

## **WHAT TYPE OF ACTIVITIES REQUIRE AUTHORIZATION?**

Uses that require authorization must be approved before they are conducted. The most commonly requested uses are the construction of docks, the placement of riprap, dredging for access or channels, mangrove trimming, bridge and utility crossings, and beach renourishment projects.

## **WHAT DO YOU HAVE TO DO AND IS THERE A FEE?**

The form of consent that is required depends upon the type of activity that is proposed. Forms of consent include letters, easements, use agreements, management agreements, and leases. The type of activity proposed also determines the amount of fees; however, commercial uses will always require payment of fees.

## **WHAT HAPPENS IF YOU DO NOT RECEIVE AUTHORIZATION TO USE THESE LANDS?**


Alterations to, or structures discovered on, sovereignty submerged lands without authorization are subject to lease fees in arrears, with interest, and fines. In some cases, removal of structures may also be required.

## **WHO DO YOU CONTACT TO INQUIRE ABOUT THE USE OF THESE LANDS?**

The Department of Environmental Protection Division of State Lands field office listed below.

Department of Environmental Protection  
Southwest District  
13051 N. Telecom Parkway  
Temple Terrace, FL 33637  
Phone: (813) 632-7600  
Fax: (813) 632-7665

# ArcGIS Web Map



7/20/2021 10:07:11 AM


Parcels

Don & Joan Swanzy  
227 176th Terrace Dr. E.  
Redington Shores, FL 33708

1:282

0 0 0 0.01 mi  
0 0 0 0.01 km

Esri, HERE, Garmin, IPC, State of Florida, Maxar, Microsoft



STATE OF FLORIDA-PINELLAS COUNTY

I hereby certify that the foregoing is a true copy as recorded in the official records of Pinellas County.

This day of July 21 2021

KEN BURKE Clerk of Circuit Court & Comptroller

By: [Signature] Deputy Clerk

Permit Number \_\_\_\_\_ Parcel ID Number 32-30-15-36378-002-0130

**NOTICE OF COMMENCEMENT**

State of Florida County of Pinellas

THE UNDERSIGNED hereby gives notice that improvements will be made to certain real property, and in accordance with Section 713.13 of the Florida Statutes, the following information is provided in this NOTICE OF COMMENCEMENT

- 1. Description of property (legal description): Harbor Shores 5th Add Blk 2 Lot 13
- a) Street (job) Address: 227 176th Terrace Dr. E., Redington Shores, FL 33708
- 2. General description of improvements: Install new Boat L.I.F.

- 3. Owner information or Lessee information if the Lessee contracted for the improvement: Donald or Jean Swanzy
- a) Name and address: 227 176th Terrace Dr. E., Redington Shores, FL 33708
- b) Name and address of fee simple titleholder (if different than Owner listed above) \_\_\_\_\_
- c) Interest in property: \_\_\_\_\_

- 4. Contractor Information
- a) Name and address: Enterprise Marine Contractors, Inc. 8165 46th Ave N., St Petersburg, FL 33709
- b) Telephone No.: (727)343-7788 Fax No.: (optional) (727)954-8812

- 5. Surety (if applicable, a copy of the payment bond is attached)
- a) Name and address: \_\_\_\_\_
- b) Telephone No.: \_\_\_\_\_
- c) Amount of Bond: \$ \_\_\_\_\_

- 6. Lender
- a) Name and address: \_\_\_\_\_
- b) Telephone No.: \_\_\_\_\_

- 7. Persons within the State of Florida designated by Owner upon whom notices or other documents may be served as provided by Section 713.13 (1) (a) 7., Florida Statutes:
- a) Name and address: \_\_\_\_\_
- b) Telephone No.: \_\_\_\_\_ Fax No.: (optional) \_\_\_\_\_

- 8. a) In addition to himself or herself, Owner designates \_\_\_\_\_ of \_\_\_\_\_ to receive a copy of the Lienor's Notice as provided in Section 713.13 (1) (b), Florida Statutes.
- b) Phone Number of Person or entity designated by Owner: \_\_\_\_\_

- 9. Expiration date of notice of commencement (the expiration date may not be before the completion of construction and final payment to the contractor, but will be 1 year from the date of recording unless a different date is specified): \_\_\_\_\_ 20 \_\_\_\_\_

**WARNING TO OWNER: ANY PAYMENTS MADE BY THE OWNER AFTER THE EXPIRATION OF THE NOTICE OF COMMENCEMENT ARE CONSIDERED IMPROPER PAYMENTS UNDER CHAPTER 713, PART I, SECTION 713.13, FLORIDA STATUTES, AND CAN RESULT IN YOUR PAYING TWICE FOR IMPROVEMENTS TO YOUR PROPERTY. A NOTICE OF COMMENCEMENT MUST BE RECORDED AND POSTED ON THE JOB SITE BEFORE THE FIRST INSPECTION. IF YOU INTEND TO OBTAIN FINANCING, CONSULT WITH YOUR LENDER OR AN ATTORNEY BEFORE COMMENCING WORK OR RECORDING YOUR NOTICE OF COMMENCEMENT.**

Under penalty of perjury, I declare that I have read the foregoing notice of commencement and that the facts stated therein are true to the best of my knowledge and belief.

(Signature of Owner or Lessee, or Owner's or Lessee's (Authorized Officer/Director/Partner/Manager) [Signature] (Print Name and Provide Signatory's Title/Office) D.C. SWANZY

The foregoing instrument was acknowledged before me by means of  physical presence or  on-line notarization, this 20th day of July 2021 by Don Swanzy as Owner (type of authority, e.g. officer, trustee, attorney in fact) for \_\_\_\_\_, as \_\_\_\_\_

(Name of Person) \_\_\_\_\_ (type of authority, e.g. officer, trustee, attorney in fact) \_\_\_\_\_ (name of party on behalf of whom instrument was executed),

Personally Known  Produced ID  Type of ID \_\_\_\_\_

Notary Signature [Signature] Print name \_\_\_\_\_



JOSEPH R. PLACE Commission # GG 203101 Expires August 3, 2022 Bonded Thru Budget Notary Services



# ENTERPRISE MARINE CONTRACTORS, INC.

8165 46th Ave. North St. Petersburg FL 33709 Ph. (727) 343-7788  
Docks, Seawalls, Boat Lifts and Marinas



For Pictures go to: [www.enterprisemarine.com](http://www.enterprisemarine.com)



## PROPOSAL

PROUDLY SERVING PINELLAS COUNTY SINCE 2000

WE HEREBY PROPOSE TO FURNISH ALL OF THE MATERIALS AND PERFORM THE NECESSARY LABOR FOR THE COMPLETION OF THE FOLLOWING WORK FOR:

Mr. Don Swanzy (727) 458-5658  
227 176th Terrace Drive E.  
Redington Shores, FL 33708  
Email: [dswanzy@tampabay.rr.com](mailto:dswanzy@tampabay.rr.com)

### New 6,000lbs Elevator Boat Lift:

- To set two (1/22' & 1/25") new 12" minimum butt pilings and install a new 6,000lbs Aluminum Deco "Maxi" Elevator Boat Lift System, with Heavy-Duty Aluminum Flat Plate Drive System and full length carpeted bunks.
- New lift to include a 30" x 6' +/- boarding platform, decked with 2" x 6" "Marine-Deck", #1 Dense .40ACQ pressure treated lumber.
- All new 2.5 C.C.A. pilings, will be installed with water jet system and proof set with drop hammer.

### Options:

- ~~Upgrade to 6,000lbs Deco "Concept CRS" Elevator Boat Lift System, with Sealed Direct Drive Gearbox, Stainless Steel Motors, full length aluminum or carpeted bunks and Cable Retention System) Cost increase: \$1,590.00~~
- TEC Radio Remote Control: **\$588.50**
- ~~TEC Radio Remote Control with Auto-Stop. \$963.00.~~

**\$13,215.00 (plus permit fees)**  
**+ 588.50 = 13803.50**

*Credit \$330.00 if reuse existing poles J.D.*

- No electrical or plumbing work is included!**
- All work is subject to permit approvals, bottom soundings and underwater inspection. In case we hit hard bottom and are unable to set the pilings to the required penetration, additional cost for drilling will be charged.

All material to be as specified, and the above work to be performed in accordance with drawings and specifications submitted for above work, and completed in a substantial workmanlike manner for the sum of: **SEE ABOVE**

with payments as follows:  
**20% AT SIGNING OF CONTRACT, BALANCE UPON COMPLETION.**

*Paid \$3,000.00, Check #3370*

Respectfully submitted

by Joe Place (Estimating)  
Date 7-16-2021

ANY ALTERATION OR DEVIATION FROM THE ABOVE SPECIFICATIONS INVOLVING EXTRA COSTS WILL BE EXECUTED ONLY UPON WRITTEN ORDER, AND WILL BECOME AN EXTRA CHARGE OVER AND ABOVE THE ESTIMATE. ALL AGREEMENTS CONTINGENT UPON STRIKES, ACCIDENTS, DELAYS OR MATERIAL COST INCREASES BEYOND OUR CONTROL.

**Note : This proposal may be withdrawn by us if not accepted within 30 days. Enterprise Marine will only be responsible for City and County permitting, the upland owner will be responsible for getting a D.E.P. or State permit if necessary.**

### ACCEPTANCE OF PROPOSAL

The above prices, specifications and conditions are satisfactory and are hereby accepted. You are authorized to do work as specified. Payments will be made as outlined above.

Signature *Don Swanzy* Date 07/20/2021

## Monthly Financial Report – October 2022



### Overview

This financial overview reflects the Town's overall unaudited financial condition through October 2022. Except as noted below, revenues and expenditures are generally on target for the fiscal year. The Town's fiscal year begins on October 1st.

### Summary

This monthly financial summary is based on detailed revenue and expense reports that are produced by the Town's finance department. If you would like additional information or have any questions about the report, please contact the Town of Redington Shores at (727) 397-5538.

### Cash and Investments

Approximately 75% of the Town's funds are being held in investment accounts with the State Board of Administration (SBA). The interest rate earned during this month was 3.15% on these funds. The remaining balance is held in South State Bank checking and money market accounts valued at \$3,104,620.

| Fund                                | Bank Accounts    | SBA              | Total             |
|-------------------------------------|------------------|------------------|-------------------|
| General Fund<br>(Checking Accounts) | 1,808,270        | 6,445,634        | 8,253,904         |
| Capital Projects<br>(Money Market)  | 1,221,046        | 2,226,485        | 3,447,531         |
| Sewer Fund<br>(Money Market)        | 75,304           | 1,113,604        | 1,188,908         |
|                                     | <u>3,104,620</u> | <u>9,785,723</u> | <u>12,890,343</u> |

## General Fund Revenue

| Revenue        | Budget           | YTD Actual     | Current Month  | YTD %     |
|----------------|------------------|----------------|----------------|-----------|
| Ad Valorem     | 1,562,040        | 50             | 50             | 0%        |
| Intergovt.     | 321,900          | 7,798          | 7,798          | 2%        |
| Bldg. Dept.    | 281,215          | 37,119         | 37,119         | 13%       |
| Parking Fees   | 135,000          | 3,134          | 3,134          | 2%        |
| Business Taxes | 12,000           | 1,937          | 1,937          | 16%       |
| Other          | 871,250          | 70,811         | 70,811         | 8%        |
| Inter-Fund     | 40,000           | -              | -              | 0%        |
| <b>Total</b>   | <b>3,223,405</b> | <b>120,849</b> | <b>120,849</b> | <b>4%</b> |

## General Fund Expenditures

| Function             | Budget           | YTD Actual     | Current Month  | YTD %     |
|----------------------|------------------|----------------|----------------|-----------|
| General Government   | 1,077,985        | 78,719         | 78,719         | 7%        |
| Public Safety        | 1,143,490        | 139,538        | 139,538        | 12%       |
| Physical Environment | 752,430          | 61,276         | 61,276         | 8%        |
| Culture & Recreation | 249,500          | 17,166         | 17,166         | 7%        |
| <b>Total</b>         | <b>3,223,405</b> | <b>296,699</b> | <b>296,699</b> | <b>9%</b> |

## General Fund

The General Fund is the government's primary operating fund. It accounts for all financial resources of the general government except those required to be accounted for in another fund.

Ad valorem taxes are the largest source of revenue and accounts for approximately 60% of the total revenues received and is collected early in the fiscal year. Other major sources of revenue include state and local funding which includes passed through charges for utility services, building permits and related fees, parking meter collections, business tax receipts, and other miscellaneous fees.

Through this month, General Fund revenues are on pace with current year projections and prior year trends. The Town has collected a total of \$120,849, or 4% of projected revenues. For this same period, the General Fund has expended \$296,699 or 9% of budgeted expenditures.

## Capital Improvement Fund Revenue

| Revenue        | Budget           | YTD Actual   | Current Month | YTD %     |
|----------------|------------------|--------------|---------------|-----------|
| Infrastructure | 295,000          | -            | -             | 0%        |
| Stormwater     | 43,000           | 2,047        | 2,047         | 5%        |
| Other          | 5,000            | 6,093        | 6,093         | 122%      |
| Reserves       | 1,745,300        | -            | -             | 0%        |
| <b>Total</b>   | <b>2,088,300</b> | <b>8,140</b> | <b>8,140</b>  | <b>0%</b> |

## Capital Improvement Fund

The Capital Improvements Fund accounts for capital projects that are primarily funded by the infrastructure sales surtax (one cent tax), grants, land dedication and stormwater fees.

Through this month, the Town has collected a total of \$8,140 or less than 1% of projected revenues. For this same period, the Capital Improvement Fund has expended \$901, or less than 1% of budgeted expenditures.

## Capital Improvement Fund Expenditures

| Function                         | Budget           | YTD Actual | Current Month | YTD % Expended |
|----------------------------------|------------------|------------|---------------|----------------|
| Engineering / NPDES / Compliance | 55,000           | 900        | 900           | 2%             |
| Grant Writing                    | 25,000           | -          | -             | 0%             |
| Stormwater Improvements          | 541,000          | -          | -             | 0%             |
| Other Capital Improvements       | 1,158,000        | -          | -             | 0%             |
| Debt Payments                    | 307,800          | -          | -             | 0%             |
| Other                            | 1,500            | 1          | 1             | 0%             |
| <b>Total</b>                     | <b>2,088,300</b> | <b>901</b> | <b>901</b>    | <b>0%</b>      |



## Sewer Fund Revenue

| Revenue       | Budget           | YTD Actual    | Current Month | YTD %     |
|---------------|------------------|---------------|---------------|-----------|
| ARRPA Funding | 1,148,458        | -             | -             | 0%        |
| Sewer Service | 967,402          | 37,306        | 37,306        | 4%        |
| Interest      | 1,700            | 2,973         | 2,973         | 175%      |
| Reserves      | 478,110          | -             | -             | 0%        |
| <b>Total</b>  | <b>2,595,670</b> | <b>40,279</b> | <b>40,279</b> | <b>2%</b> |

## Sewer Fund

The Sewer Fund accounts for the assets, operation, and maintenance of the Town's sewage collection system.

Through this month, the Town has collected a total of \$40,279 or 2% of projected revenues. For this same period, the Sewer Fund has expended \$55,201, or 2% of budgeted expenditures.

## Sewer Fund Expenses

| Function              | Budget           | YTD Actual    | Current Month | YTD %     |
|-----------------------|------------------|---------------|---------------|-----------|
| Grant Writing         | 25,000           | -             | -             | 0%        |
| Communications        | 3,350            | 397           | 397           | 12%       |
| Utility Service       | 95,430           | 4,126         | 4,126         | 4%        |
| Repairs & Maintenance | 90,280           | 50,600        | 50,600        | 56%       |
| Treatment             | 662,060          | -             | -             | 0%        |
| Capital Impyrs        | 1,675,400        | -             | -             | 0%        |
| Other                 | 4,150            | 78            | 78            | 2%        |
| Transfers             | 40,000           | -             | -             | -         |
| <b>Total</b>          | <b>2,595,670</b> | <b>55,201</b> | <b>55,201</b> | <b>2%</b> |

## BALANCE SHEET

Town of Redington Shores

As of: 10/31/2022

Fund: 001 - GENERAL FUND

Assets

|                                    |              |
|------------------------------------|--------------|
| 101.225 CASH IN BANK               | 1,733,028.24 |
| 101.240 JEFFERSON PARK PARKING     | 75,241.58    |
| 111.530 UNBILLED RECEIVABLES - PCU | 62,262.85    |
| 111.551 COMM SERVICE TX            | 7,593.48     |
| 111.552 HALF CENT TX               | 13,453.80    |
| 111.553 LOCAL OPT TX               | 2,208.20     |
| 115.100 SBA FUND A                 | 6,445,633.52 |
| 115.200 PREPAID EXPENSES           | 916.67       |

Total Assets

8,340,338.34

Liabilities

|  |              |
|--|--------------|
| 202.000 ACCOUNTS PAYABLE                   | 69,648.62    |
| 220.221 FAMILY INSURANCE COVERAGE          | 4,566.71     |
| 221.730 RETIREMENT PAYABLE                 | 509.28       |
| 222.300 BTR PAID IN ADVANCE                | 6,991.98     |
| 222.310 ADVANCED PAY ANN OL                | 2,378.98     |
| 223.000 REVENUE RECEIVED IN ADVANCE (ARPA) | 1,148,457.00 |
| 247.200 ESCROW JULY FOURTH                 | 400.00       |
| 247.300 DEPT OF REVENUE                    | 386.49       |
| 247.400 DBPR SURCHARGES                    | 773.53       |
| 247.600 PARKING METERS COUNTY              | 1,270.62     |

Total Liabilities

1,235,383.21

Reserves/Balances

|                                      |              |
|--------------------------------------|--------------|
| 300.000 Fund Balance                 | 7,280,360.38 |
| 301.000 Designated/Rsv. Fund Balance | 444.57       |
| 398.000 Change In Fund Balance       | -175,849.82  |

Total Reserves/Balances

7,104,955.13

Total Liabilities & Balances

8,340,338.34

## BALANCE SHEET

Town of Redington Shores

As of: 10/31/2022

Fund: 301 - CAPITAL IMPROVEMENTS FUND

Assets

|                                    |              |
|------------------------------------|--------------|
| 101.230 MONEY MARKET               | 1,221,046.29 |
| 111.510 ACCOUNTS RECEIVABLE - PCU  | 18.05        |
| 111.530 UNBILLED RECEIVABLES - PCU | 6,825.65     |
| 111.600 INTERGOVT. A/R             | 33,498.99    |
| 115.100 SBA FUND A                 | 2,226,484.53 |

Total Assets

3,487,873.51

Liabilities

|                          |          |
|--------------------------|----------|
| 202.000 ACCOUNTS PAYABLE | 8,091.56 |
|--------------------------|----------|

Total Liabilities

8,091.56

Reserves/Balances

|                                      |              |
|--------------------------------------|--------------|
| 300.000 Fund Balance                 | 2,842,949.68 |
| 301.000 Designated/Rsv. Fund Balance | 629,593.26   |
| 398.000 Change In Fund Balance       | 7,239.01     |

Total Reserves/Balances

3,479,781.95

Total Liabilities & Balances

3,487,873.51

**BALANCE SHEET**

Town of Redington Shores

As of: 10/31/2022

Fund: 401 - SEWER FUND

Assets

|                                    |               |
|------------------------------------|---------------|
| 101.230 MONEY MARKET               | 75,303.88     |
| 111.530 UNBILLED RECEIVABLES - PCU | 144,519.51    |
| 115.100 SBA FUND A                 | 1,113,603.73  |
| 116.190 LAND                       | 8,091.25      |
| 116.490 INVESTMENT IN SEWERS       | 2,268,448.48  |
| 116.690 EQUIPMENT                  | 83,002.95     |
| 116.691 FLOW METERS                | 8,750.00      |
| 116.790 ALLOWANCE FOR DEPRECIATION | -1,275,284.04 |

Total Assets

2,426,435.76

Liabilities

|                          |           |
|--------------------------|-----------|
| 202.000 ACCOUNTS PAYABLE | 75,468.64 |
|--------------------------|-----------|

Total Liabilities

75,468.64

Reserves/Balances

|                                   |              |
|-----------------------------------|--------------|
| 300.000 Fund Balance              | 1,872,169.19 |
| 324.800 RESERVE FOR RENEW/REPLACE | 493,720.11   |
| 398.000 Change In Fund Balance    | -14,922.18   |

Total Reserves/Balances

2,350,967.12

Total Liabilities & Balances

2,426,435.76

REVENUE / EXPENDITURE REPORT

Town of Redington Shores

For the Period: 10/1/2022 to 10/31/2022

|                                      | Original Budget     | Amended Budget      | YTD Actual        | Current Month     | % Budget   |
|--------------------------------------|---------------------|---------------------|-------------------|-------------------|------------|
| <b>Fund: 001 - GENERAL FUND</b>      |                     |                     |                   |                   |            |
| Revenues                             |                     |                     |                   |                   |            |
| Dept: 000                            |                     |                     |                   |                   |            |
| 431.100 AD VALOREM TAXES             | 1,562,040.00        | 1,562,040.00        | 50.49             | 50.49             | 0.0        |
| 431.235 COMMUNICATION SERVICE TAX    | 77,000.00           | 77,000.00           | 0.00              | 0.00              | 0.0        |
| 431.240 LOCAL OPTION GAS TAX         | 25,000.00           | 25,000.00           | 0.00              | 0.00              | 0.0        |
| 431.310 ELECTRIC FRANCHISE FEE       | 222,000.00          | 222,000.00          | 24,301.50         | 24,301.50         | 10.9       |
| 431.330 CLEARWATER GAS FRANCHISE FEE | 8,000.00            | 8,000.00            | 1,963.87          | 1,963.87          | 24.5       |
| 431.900 PROPERTY TRANSFER TAX        | 3,050.00            | 3,050.00            | 175.00            | 175.00            | 5.7        |
| 432.110 ANNUAL OCCUPATIONAL LICENSE  | 12,000.00           | 12,000.00           | 1,937.20          | 1,937.20          | 16.1       |
| 432.200 BUILDING PERMIT FEES         | 162,580.00          | 162,580.00          | 24,149.96         | 24,149.96         | 14.9       |
| 432.210 PLAN REVIEW FEES             | 48,100.00           | 48,100.00           | 6,119.78          | 6,119.78          | 12.7       |
| 432.220 FIRE SAFETY                  | 575.00              | 575.00              | 0.00              | 0.00              | 0.0        |
| 432.230 ELECTRICAL FEES AND REFUNDS  | 24,735.00           | 24,735.00           | 3,197.88          | 3,197.88          | 12.9       |
| 432.240 PLUMBING FEES AND REFUNDS    | 18,550.00           | 18,550.00           | 2,542.67          | 2,542.67          | 13.7       |
| 432.250 MECHANICAL FEES AND REFUNDS  | 18,935.00           | 18,935.00           | 943.58            | 943.58            | 5.0        |
| 432.290 DBPR SURCHARGES              | 240.00              | 240.00              | 164.07            | 164.07            | 68.4       |
| 432.990 ZONING/BD ADJ FEES           | 7,500.00            | 7,500.00            | 0.00              | 0.00              | 0.0        |
| 433.512 STATE REVENUE SHARING        | 57,500.00           | 57,500.00           | 5,301.74          | 5,301.74          | 9.2        |
| 433.515 ALCOHOLIC BEVERAGE LICENSES  | 2,400.00            | 2,400.00            | 2,496.14          | 2,496.14          | 104.0      |
| 433.518 1/2 CENT SALES TAX FUND      | 160,000.00          | 160,000.00          | 0.00              | 0.00              | 0.0        |
| 433.519 COUNTY PARKING METERS        | 103,000.00          | 103,000.00          | 1,454.61          | 1,454.61          | 1.4        |
| 433.520 TOWN PARKING METERS          | 32,000.00           | 32,000.00           | 1,678.65          | 1,678.65          | 5.2        |
| 434.341 GARBAGE AND TRASH            | 387,800.00          | 387,800.00          | 18,525.57         | 18,525.57         | 4.8        |
| 434.344 CREDIT CARD FEES             | 0.00                | 0.00                | 189.38            | 189.38            | 0.0        |
| 434.726 PARK RENTAL                  | 4,500.00            | 4,500.00            | 150.00            | 150.00            | 3.3        |
| 434.900 SUPERVISOR OF ELECTIONS      | 200.00              | 200.00              | 0.00              | 0.00              | 0.0        |
| 435.110 COURT FINE                   | 0.00                | 0.00                | 34.14             | 34.14             | 0.0        |
| 435.115 IND SHORES PARKING FINES     | 1,500.00            | 1,500.00            | 0.00              | 0.00              | 0.0        |
| 435.130 POLICE EDUCATION             | 100.00              | 100.00              | 4.00              | 4.00              | 4.0        |
| 436.120 GENERAL INTEREST             | 7,940.00            | 7,940.00            | 17,195.99         | 17,195.99         | 216.6      |
| 436.200 SALE OF PROMOTIONAL ITEMS    | 0.00                | 0.00                | 610.23            | 610.23            | 0.0        |
| 436.210 TOWN HALL RENTAL             | 3,100.00            | 3,100.00            | 0.00              | 0.00              | 0.0        |
| 436.900 MISCELLANEOUS INCOME         | 0.00                | 0.00                | 7,662.36          | 7,662.36          | 0.0        |
| 438.210 TRANSFERS FROM SEWER FUND    | 40,000.00           | 40,000.00           | 0.00              | 0.00              | 0.0        |
| 447.004 UTILIZATION OF RESERVES      | 233,060.00          | 233,060.00          | 0.00              | 0.00              | 0.0        |
| <b>Revenues</b>                      | <b>3,223,405.00</b> | <b>3,223,405.00</b> | <b>120,848.81</b> | <b>120,848.81</b> | <b>3.7</b> |
| Expenditures                         |                     |                     |                   |                   |            |
| Dept: 511 LEGISLATIVE                |                     |                     |                   |                   |            |
| 511.000 EXECUTIVE SALARIES           | 40,800.00           | 40,800.00           | 3,400.00          | 3,400.00          | 8.3        |
| 521.000 SOCIAL SECURITY TAXES        | 2,530.00            | 2,530.00            | 210.80            | 210.80            | 8.3        |
| 521.100 MEDICARE TAXES               | 595.00              | 595.00              | 49.30             | 49.30             | 8.3        |
| 522.000 RETIRMENT CONTRIBUTIONS      | 5,500.00            | 5,500.00            | 1,482.00          | 1,482.00          | 26.9       |
| 523.000 HEALTH INSURANCE             | 41,500.00           | 41,500.00           | 819.82            | 819.82            | 2.0        |
| 523.100 LIFE INSURANCE               | 600.00              | 600.00              | 0.00              | 0.00              | 0.0        |
| 524.000 WORKERS' COMPENSATION        | 250.00              | 250.00              | 0.00              | 0.00              | 0.0        |
| 540.000 TRAVEL AND TRAINING          | 7,500.00            | 7,500.00            | 0.00              | 0.00              | 0.0        |
| 554.000 DUES & SUBSCRIPTIONS         | 1,500.00            | 1,500.00            | 0.00              | 0.00              | 0.0        |
| <b>LEGISLATIVE</b>                   | <b>100,775.00</b>   | <b>100,775.00</b>   | <b>5,961.92</b>   | <b>5,961.92</b>   | <b>5.9</b> |
| Dept: 512 EXECUTIVE                  |                     |                     |                   |                   |            |
| 512.000 REGULAR SALARIES AND WAGES   | 308,100.00          | 308,100.00          | 17,730.82         | 17,730.82         | 5.8        |
| 521.000 SOCIAL SECURITY TAXES        | 19,100.00           | 19,100.00           | 1,099.35          | 1,099.35          | 5.8        |
| 521.100 MEDICARE TAXES               | 4,465.00            | 4,465.00            | 257.10            | 257.10            | 5.8        |
| 522.000 RETIRMENT CONTRIBUTIONS      | 36,000.00           | 36,000.00           | 5,083.49          | 5,083.49          | 14.1       |
| 523.000 HEALTH INSURANCE             | 42,500.00           | 42,500.00           | 30.42             | 30.42             | 0.1        |
| 523.100 LIFE INSURANCE               | 600.00              | 600.00              | 0.00              | 0.00              | 0.0        |
| 524.000 WORKERS' COMPENSATION        | 550.00              | 550.00              | 700.00            | 700.00            | 127.3      |
| 540.000 TRAVEL AND TRAINING          | 7,500.00            | 7,500.00            | 0.00              | 0.00              | 0.0        |

REVENUE / EXPENDITURE REPORT

Town of Redington Shores

For the Period: 10/1/2022 to 10/31/2022

|  | Original Budget | Amended Budget | YTD Actual | Current Month | % Budget |
|--|-----------------|----------------|------------|---------------|----------|
| 554.000 DUES & SUBSCRIPTIONS           | 4,500.00        | 4,500.00       | 0.00       | 0.00          | 0.0      |
| EXECUTIVE                              | 423,315.00      | 423,315.00     | 24,901.18  | 24,901.18     | 5.9      |
| Dept: 513 FINANCIAL AND ADMINISTRATIVE |                 |                |            |               |          |
| 531.100 ATTORNEY FEES                  | 85,000.00       | 85,000.00      | 4,005.00   | 4,005.00      | 4.7      |
| 532.000 ACCOUNTING AND AUDITING        | 27,000.00       | 27,000.00      | 0.00       | 0.00          | 0.0      |
| 533.000 OTHER ACCOUNTING               | 50,000.00       | 50,000.00      | 6,244.75   | 6,244.75      | 12.5     |
| 568.000 COMPUTER EQUIPMENT             | 18,000.00       | 18,000.00      | 0.00       | 0.00          | 0.0      |
| FINANCIAL AND ADMINISTRATIVE           | 180,000.00      | 180,000.00     | 10,249.75  | 10,249.75     | 5.7      |
| Dept: 515 COMPREHENSIVE PLANNING       |                 |                |            |               |          |
| 531.200 ENGINEERING FEES               | 20,000.00       | 20,000.00      | 0.00       | 0.00          | 0.0      |
| 534.150 SPECIAL MAGISTRATE             | 9,300.00        | 9,300.00       | 3,875.00   | 3,875.00      | 41.7     |
| COMPREHENSIVE PLANNING                 | 29,300.00       | 29,300.00      | 3,875.00   | 3,875.00      | 13.2     |
| Dept: 519 OTHER GENERAL                |                 |                |            |               |          |
| 534.000 OTHER CONTRACTUAL SERVICES     | 18,000.00       | 18,000.00      | 268.02     | 268.02        | 1.5      |
| 534.200 JANITOR SERVICES               | 0.00            | 0.00           | 520.00     | 520.00        | 0.0      |
| 534.300 ELECTION EXPENSES              | 5,000.00        | 5,000.00       | 0.00       | 0.00          | 0.0      |
| 534.400 ADVERTISING                    | 4,500.00        | 4,500.00       | 0.00       | 0.00          | 0.0      |
| 534.500 GENERAL CODE                   | 10,000.00       | 10,000.00      | 0.00       | 0.00          | 0.0      |
| 534.600 RECORDS RETENTION              | 12,000.00       | 12,000.00      | 18.20      | 18.20         | 0.2      |
| 540.000 TRAVEL AND TRAINING            | 0.00            | 0.00           | 30.63      | 30.63         | 0.0      |
| 541.000 COMMUNICATIONS                 | 7,000.00        | 7,000.00       | 626.81     | 626.81        | 9.0      |
| 541.100 POSTAGE                        | 3,500.00        | 3,500.00       | 152.00     | 152.00        | 4.3      |
| 543.000 UTILITY SERVICES               | 24,750.00       | 24,750.00      | 3,594.51   | 3,594.51      | 14.5     |
| 545.000 INSURANCE                      | 75,000.00       | 75,000.00      | 20,480.75  | 20,480.75     | 27.3     |
| 546.100 REPAIR/MAINTENANCE TOWN HALL   | 20,000.00       | 20,000.00      | 131.00     | 131.00        | 0.7      |
| 547.000 PRINTING AND BINDING           | 1,500.00        | 1,500.00       | 0.00       | 0.00          | 0.0      |
| 549.400 BANK AND MERCHANT FEES         | 0.00            | 0.00           | 433.78     | 433.78        | 0.0      |
| 551.000 OFFICE SUPPLIES                | 4,600.00        | 4,600.00       | 492.31     | 492.31        | 10.7     |
| 552.000 OPERATING SUPPLIES             | 4,600.00        | 4,600.00       | 1,548.65   | 1,548.65      | 33.7     |
| 552.100 FUEL                           | 0.00            | 0.00           | 32.02      | 32.02         | 0.0      |
| 554.000 DUES & SUBSCRIPTIONS           | 0.00            | 0.00           | 598.00     | 598.00        | 0.0      |
| 562.000 IMPROVEMENTS                   | 83,300.00       | 83,300.00      | 0.00       | 0.00          | 0.0      |
| 564.100 COUNTY PARKING EXPENSES        | 37,995.00       | 37,995.00      | 3,204.65   | 3,204.65      | 8.4      |
| 564.110 TOWN PARKING EXPENSES          | 9,850.00        | 9,850.00       | 0.00       | 0.00          | 0.0      |
| 564.300 TECHNOLOGY MAINTENANCE         | 23,000.00       | 23,000.00      | 1,599.83   | 1,599.83      | 7.0      |
| OTHER GENERAL                          | 344,595.00      | 344,595.00     | 33,731.16  | 33,731.16     | 9.8      |
| Dept: 521 LAW ENFORCEMENT              |                 |                |            |               |          |
| 534.700 POLICE PROTECTION              | 543,480.00      | 543,480.00     | 45,289.92  | 45,289.92     | 8.3      |
| 534.750 POLICE EDUCATION               | 250.00          | 250.00         | 6.00       | 6.00          | 2.4      |
| LAW ENFORCEMENT                        | 543,730.00      | 543,730.00     | 45,295.92  | 45,295.92     | 8.3      |
| Dept: 522 FIRE CONTROL                 |                 |                |            |               |          |
| 534.800 FIRE CONTROL                   | 262,680.00      | 262,680.00     | 65,669.62  | 65,669.62     | 25.0     |
| FIRE CONTROL                           | 262,680.00      | 262,680.00     | 65,669.62  | 65,669.62     | 25.0     |
| Dept: 524 PROTECTIVE INSPECTIONS       |                 |                |            |               |          |
| 512.000 REGULAR SALARIES AND WAGES     | 170,000.00      | 170,000.00     | 4,920.48   | 4,920.48      | 2.9      |
| 521.000 SOCIAL SECURITY TAXES          | 10,540.00       | 10,540.00      | 305.07     | 305.07        | 2.9      |
| 521.100 MEDICARE TAXES                 | 2,465.00        | 2,465.00       | 71.35      | 71.35         | 2.9      |
| 522.000 RETIREMENT CONTRIBUTIONS       | 20,245.00       | 20,245.00      | 1,370.45   | 1,370.45      | 6.8      |
| 523.000 HEALTH INSURANCE               | 27,500.00       | 27,500.00      | 30.42      | 30.42         | 0.1      |
| 523.100 LIFE INSURANCE                 | 400.00          | 400.00         | 0.00       | 0.00          | 0.0      |

REVENUE / EXPENDITURE REPORT

Town of Redington Shores

For the Period: 10/1/2022 to 10/31/2022

|  | Original Budget     | Amended Budget      | YTD Actual        | Current Month     | % Budget    |
|--|---------------------|---------------------|-------------------|-------------------|-------------|
| 524.000 WORKERS' COMPENSATION          | 3,000.00            | 3,000.00            | 350.00            | 350.00            | 11.7        |
| 524.310 CODE ENFORCEMENT SO            | 17,500.00           | 17,500.00           | 2,514.90          | 2,514.90          | 14.4        |
| 531.100 ATTORNEY FEES                  | 10,000.00           | 10,000.00           | 0.00              | 0.00              | 0.0         |
| 534.000 OTHER CONTRACTUAL SERVICES     | 3,500.00            | 3,500.00            | 18,640.00         | 18,640.00         | 532.6       |
| 535.000 BUILDING DEPT EXPENSES         | 8,000.00            | 8,000.00            | 0.00              | 0.00              | 0.0         |
| 540.000 TRAVEL AND TRAINING            | 5,000.00            | 5,000.00            | 0.00              | 0.00              | 0.0         |
| 547.000 PRINTING AND BINDING           | 1,080.00            | 1,080.00            | 0.00              | 0.00              | 0.0         |
| 552.300 SAFETY EQUIPMENT               | 350.00              | 350.00              | 0.00              | 0.00              | 0.0         |
| 554.000 DUES & SUBSCRIPTIONS           | 1,500.00            | 1,500.00            | 0.00              | 0.00              | 0.0         |
| 564.000 MACHINERY AND EQUIPMENT        | 35,000.00           | 35,000.00           | 0.00              | 0.00              | 0.0         |
| 564.301 TECHNOLOGY CAPITAL OUTLAY      | 11,000.00           | 11,000.00           | 0.00              | 0.00              | 0.0         |
| <b>PROTECTIVE INSPECTIONS</b>          | <b>327,080.00</b>   | <b>327,080.00</b>   | <b>28,202.67</b>  | <b>28,202.67</b>  | <b>8.6</b>  |
| Dept: 525 EMERGENCY & DISASTER RELIEF  |                     |                     |                   |                   |             |
| 549.200 EMERGENCY MANAGEMENT           | 10,000.00           | 10,000.00           | 369.43            | 369.43            | 3.7         |
| <b>EMERGENCY &amp; DISASTER RELIEF</b> | <b>10,000.00</b>    | <b>10,000.00</b>    | <b>369.43</b>     | <b>369.43</b>     | <b>3.7</b>  |
| Dept: 534 GARBAGE/SOLID WASTE CONTROL  |                     |                     |                   |                   |             |
| 534.900 GARBAGE AND TRASH              | 419,075.00          | 419,075.00          | 36,779.45         | 36,779.45         | 8.8         |
| 549.300 COUNTY BILLING COLLECTION FEES | 6,500.00            | 6,500.00            | 0.00              | 0.00              | 0.0         |
| <b>GARBAGE/SOLID WASTE CONTROL</b>     | <b>425,575.00</b>   | <b>425,575.00</b>   | <b>36,779.45</b>  | <b>36,779.45</b>  | <b>8.6</b>  |
| Dept: 539 OTHER PHYSICAL ENVIRONMENT   |                     |                     |                   |                   |             |
| 512.000 REGULAR SALARIES AND WAGES     | 131,935.00          | 131,935.00          | 6,535.63          | 6,535.63          | 5.0         |
| 521.000 SOCIAL SECURITY TAXES          | 8,180.00            | 8,180.00            | 405.21            | 405.21            | 5.0         |
| 521.100 MEDICARE TAXES                 | 1,915.00            | 1,915.00            | 94.77             | 94.77             | 4.9         |
| 522.000 RETIRMENT CONTRIBUTIONS        | 15,715.00           | 15,715.00           | 711.59            | 711.59            | 4.5         |
| 523.000 HEALTH INSURANCE               | 19,500.00           | 19,500.00           | 30.42             | 30.42             | 0.2         |
| 523.100 LIFE INSURANCE                 | 600.00              | 600.00              | 0.00              | 0.00              | 0.0         |
| 524.000 WORKERS' COMPENSATION          | 11,005.00           | 11,005.00           | 2,451.00          | 2,451.00          | 22.3        |
| 540.000 TRAVEL AND TRAINING            | 4,000.00            | 4,000.00            | 0.00              | 0.00              | 0.0         |
| 552.100 FUEL                           | 5,000.00            | 5,000.00            | 545.15            | 545.15            | 10.9        |
| 554.000 DUES & SUBSCRIPTIONS           | 1,000.00            | 1,000.00            | 0.00              | 0.00              | 0.0         |
| 564.000 MACHINERY AND EQUIPMENT        | 35,000.00           | 35,000.00           | 0.00              | 0.00              | 0.0         |
| <b>OTHER PHYSICAL ENVIRONMENT</b>      | <b>233,850.00</b>   | <b>233,850.00</b>   | <b>10,773.77</b>  | <b>10,773.77</b>  | <b>4.6</b>  |
| Dept: 541 ROAD & STREET FACILITIES     |                     |                     |                   |                   |             |
| 543.100 STREET LIGHTING                | 83,005.00           | 83,005.00           | 13,723.28         | 13,723.28         | 16.5        |
| 552.200 ST & HWY MAINT. & REPAIR       | 10,000.00           | 10,000.00           | 0.00              | 0.00              | 0.0         |
| <b>ROAD &amp; STREET FACILITIES</b>    | <b>93,005.00</b>    | <b>93,005.00</b>    | <b>13,723.28</b>  | <b>13,723.28</b>  | <b>14.8</b> |
| Dept: 571 LIBRARY                      |                     |                     |                   |                   |             |
| 534.850 PUBLIC LIBRARY                 | 39,000.00           | 39,000.00           | 9,541.50          | 9,541.50          | 24.5        |
| <b>LIBRARY</b>                         | <b>39,000.00</b>    | <b>39,000.00</b>    | <b>9,541.50</b>   | <b>9,541.50</b>   | <b>24.5</b> |
| Dept: 572 PARKS AND RECREATIONS        |                     |                     |                   |                   |             |
| 546.200 PARKS GENERAL MAINTENANCE      | 45,000.00           | 45,000.00           | 2,648.06          | 2,648.06          | 5.9         |
| 562.000 IMPROVEMENTS                   | 113,000.00          | 113,000.00          | 0.00              | 0.00              | 0.0         |
| <b>PARKS AND RECREATIONS</b>           | <b>158,000.00</b>   | <b>158,000.00</b>   | <b>2,648.06</b>   | <b>2,648.06</b>   | <b>1.7</b>  |
| Dept: 579 OTHER CULTURE/RECREATION     |                     |                     |                   |                   |             |
| 548.100 SPECIAL EVENTS                 | 15,000.00           | 15,000.00           | 4,112.73          | 4,112.73          | 27.4        |
| 548.200 HOLIDAY MISCELLANEOUS          | 35,000.00           | 35,000.00           | 243.19            | 243.19            | 0.7         |
| 583.000 CIVIC/YOUTH DONATIONS          | 2,500.00            | 2,500.00            | 620.00            | 620.00            | 24.8        |
| <b>OTHER CULTURE/RECREATION</b>        | <b>52,500.00</b>    | <b>52,500.00</b>    | <b>4,975.92</b>   | <b>4,975.92</b>   | <b>9.5</b>  |
| <b>Expenditures</b>                    | <b>3,223,405.00</b> | <b>3,223,405.00</b> | <b>296,698.63</b> | <b>296,698.63</b> | <b>9.2</b>  |

REVENUE / EXPENDITURE REPORT

Town of Redington Shores

For the Period: 10/1/2022 to 10/31/2022

|  | Original Budget | Amended Budget | YTD Actual | Current Month | % Budget |
|--|-----------------|----------------|------------|---------------|----------|
| <b>Fund: 301 - CAPITAL IMPROVEMENTS FUND</b> |                 |                |            |               |          |
| Revenues                                     |                 |                |            |               |          |
| Dept: 000                                    |                 |                |            |               |          |
| 431.230 ONE CENT SALES TAX                   | 295,000.00      | 295,000.00     | 0.00       | 0.00          | 0.0      |
| 434.392 STORMWATER USER FEE                  | 43,000.00       | 43,000.00      | 2,047.24   | 2,047.24      | 4.8      |
| 436.110 INTEREST                             | 5,000.00        | 5,000.00       | 6,093.05   | 6,093.05      | 0.0      |
| 447.004 UTILIZATION OF RESERVES              | 1,745,300.00    | 1,745,300.00   | 0.00       | 0.00          | 0.0      |
| Revenues                                     | 2,088,300.00    | 2,088,300.00   | 8,140.29   | 8,140.29      | 0.4      |
| Expenditures                                 |                 |                |            |               |          |
| 551.531 ENG.FEES/NPDES                       | 30,000.00       | 30,000.00      | 900.00     | 900.00        | 3.0      |
| Dept: 519 OTHER GENERAL                      |                 |                |            |               |          |
| 531.300 GRANT WRITING                        | 25,000.00       | 25,000.00      | 0.00       | 0.00          | 0.0      |
| 538.000 STORMWATER ANNUAL FILING             | 25,000.00       | 25,000.00      | 0.00       | 0.00          | 0.0      |
| 538.100 GRATE MARKERS                        | 1,500.00        | 1,500.00       | 0.00       | 0.00          | 0.0      |
| 538.600 STORMWATER SYSTEM                    | 541,000.00      | 541,000.00     | 0.00       | 0.00          | 0.0      |
| 549.100 MISC. EXPENSES                       | 0.00            | 0.00           | 1.28       | 1.28          | 0.0      |
| 563.000 IMPROVEMENTS OTHER THAN BLDGS        | 1,158,000.00    | 1,158,000.00   | 0.00       | 0.00          | 0.0      |
| 571.000 DEBT SERVICE PRINCIPAL               | 256,410.00      | 256,410.00     | 0.00       | 0.00          | 0.0      |
| 571.100 DEBT SERVICE INTEREST                | 51,390.00       | 51,390.00      | 0.00       | 0.00          | 0.0      |
| OTHER GENERAL                                | 2,058,300.00    | 2,058,300.00   | 1.28       | 1.28          | 0.0      |
| Expenditures                                 | 2,088,300.00    | 2,088,300.00   | 901.28     | 901.28        | 0.0      |



REVENUE / EXPENDITURE REPORT

Town of Redington Shores

For the Period: 10/1/2022 to 10/31/2022

**Fund: 401 - SEWER FUND**

Revenues

|                               | Original Budget | Amended Budget | YTD Actual | Current Month | % Budget |
|-------------------------------|-----------------|----------------|------------|---------------|----------|
| 433.350 ARPA - SLFRF FUNDING  | 1,148,458.00    | 1,148,458.00   | 0.00       | 0.00          | 0.0      |
| 434.351 SEWER SERVICE         | 967,402.00      | 967,402.00     | 37,306.22  | 37,306.22     | 3.9      |
| 436.110 INTEREST              | 1,700.00        | 1,700.00       | 2,972.83   | 2,972.83      | 174.9    |
| 477.005 TRANSFER FROM SURPLUS | 478,110.00      | 478,110.00     | 0.00       | 0.00          | 0.0      |

|          |              |              |           |           |     |
|----------|--------------|--------------|-----------|-----------|-----|
| Revenues | 2,595,670.00 | 2,595,670.00 | 40,279.05 | 40,279.05 | 1.6 |
|----------|--------------|--------------|-----------|-----------|-----|

Expenditures

Dept: 519 OTHER GENERAL

|  |              |              |           |           |      |
|--|--------------|--------------|-----------|-----------|------|
| 531.300 GRANT WRITING                  | 25,000.00    | 25,000.00    | 0.00      | 0.00      | 0.0  |
| 541.000 COMMUNICATIONS                 | 3,350.00     | 3,350.00     | 396.89    | 396.89    | 11.8 |
| 543.000 UTILITY SERVICES               | 95,430.00    | 95,430.00    | 4,125.84  | 4,125.84  | 4.3  |
| 546.000 REPAIR AND MAINTENANCE SERVICE | 90,280.00    | 90,280.00    | 50,600.50 | 50,600.50 | 56.0 |
| 549.300 COUNTY BILLING COLLECTION FEES | 2,975.00     | 2,975.00     | 0.00      | 0.00      | 0.0  |
| 549.400 BANK AND MERCHANT FEES         | 1,175.00     | 1,175.00     | 78.00     | 78.00     | 6.6  |
| 563.000 IMPROVEMENTS OTHER THAN BLDGS  | 1,675,400.00 | 1,675,400.00 | 0.00      | 0.00      | 0.0  |
| 591.000 INTERFUND TRANSFER             | 40,000.00    | 40,000.00    | 0.00      | 0.00      | 0.0  |

|               |              |              |           |           |     |
|---------------|--------------|--------------|-----------|-----------|-----|
| OTHER GENERAL | 1,933,610.00 | 1,933,610.00 | 55,201.23 | 55,201.23 | 2.9 |
|---------------|--------------|--------------|-----------|-----------|-----|

Expenditures


Dept: 535 SEWER SERVICES

|                          |            |            |      |      |     |
|--------------------------|------------|------------|------|------|-----|
| 534.950 TREATMENT COUNTY | 662,060.00 | 662,060.00 | 0.00 | 0.00 | 0.0 |
|--------------------------|------------|------------|------|------|-----|

|                |            |            |      |      |     |
|----------------|------------|------------|------|------|-----|
| SEWER SERVICES | 662,060.00 | 662,060.00 | 0.00 | 0.00 | 0.0 |
|----------------|------------|------------|------|------|-----|

|              |              |              |           |           |     |
|--------------|--------------|--------------|-----------|-----------|-----|
| Expenditures | 2,595,670.00 | 2,595,670.00 | 55,201.23 | 55,201.23 | 2.1 |
|--------------|--------------|--------------|-----------|-----------|-----|

**Monthly Financial Report – November 2022**



**Overview**

This financial overview reflects the Town’s overall unaudited financial condition through November 2022. Except as noted below, revenues and expenditures are generally on target for the fiscal year. The Town’s fiscal year begins on October 1st.

**Summary**

This monthly financial summary is based on detailed revenue and expense reports that are produced by the Town’s finance department. If you would like additional information or have any questions about the report, please contact the Town of Redington Shores at (727) 397-5538.

**Cash and Investments**

Approximately 75% of the Town’s funds are being held in investment accounts with the State Board of Administration (SBA). The interest rate earned during this month was 3.94% on these funds. The remaining balance is held in South State Bank checking and money market accounts valued at \$3,104,620.

| Fund                                | Bank Accounts    | SBA              | Total             |
|-------------------------------------|------------------|------------------|-------------------|
| General Fund<br>(Checking Accounts) | 2,177,231        | 6,466,481        | 8,643,712         |
| Capital Projects<br>(Money Market)  | 1,068,694        | 2,233,686        | 3,302,380         |
| Sewer Fund<br>(Money Market)        | 40,611           | 1,117,205        | 1,157,816         |
|                                     | <u>3,286,536</u> | <u>9,817,372</u> | <u>13,103,908</u> |

## General Fund Revenue

| Revenue        | Budget           | YTD Actual     | Current Month  | YTD %      |
|----------------|------------------|----------------|----------------|------------|
| Ad Valorem     | 1,562,040        | 463,896        | 463,846        | 30%        |
| Intergovt.     | 321,900          | 13,099         | 5,302          | 4%         |
| Bldg. Dept.    | 281,215          | 51,745         | 14,627         | 18%        |
| Parking Fees   | 135,000          | 13,844         | 10,711         | 10%        |
| Business Taxes | 12,000           | 2,292          | 355            | 19%        |
| Other          | 871,250          | 162,272        | 91,458         | 19%        |
| Inter-Fund     | 40,000           | -              | -              | 0%         |
| <b>Total</b>   | <b>3,223,405</b> | <b>707,148</b> | <b>586,299</b> | <b>22%</b> |

## General Fund Expenditures

| Function             | Budget           | YTD Actual     | Current Month  | YTD % Expended |
|----------------------|------------------|----------------|----------------|----------------|
| General Government   | 1,077,985        | 156,467        | 77,746         | 15%            |
| Public Safety        | 1,143,490        | 223,862        | 84,325         | 20%            |
| Physical Environment | 752,430          | 109,136        | 47,861         | 15%            |
| Culture & Recreation | 249,500          | 41,146         | 23,980         | 16%            |
| <b>Total</b>         | <b>3,223,405</b> | <b>530,611</b> | <b>233,912</b> | <b>16%</b>     |

## General Fund

The General Fund is the governments' primary operating fund. It accounts for all financial resources of the general government except those required to be accounted for in another fund.

Ad valorem taxes are the largest source of revenue and accounts for approximately 60% of the total revenues received and is collected early in the fiscal year. Other major sources of revenue include state and local funding which includes passed through charges for utility services, building permits and related fees, parking meter collections, business tax receipts, and other miscellaneous fees.

Through this month, General Fund revenues are on pace with current year projections and prior year trends. The Town has collected a total of \$707,148, or 22% of projected revenues. For this same period, the General Fund has expended \$530,611 or 16% of budgeted expenditures.

## Capital Improvement Fund Revenue

| Revenue        | Budget           | YTD Actual    | Current Month | YTD %     |
|----------------|------------------|---------------|---------------|-----------|
| Infrastructure | 295,000          | -             | -             | 0%        |
| Stormwater     | 43,000           | 6,853         | 4,806         | 16%       |
| Other          | 5,000            | 13,593        | 7,500         | 272%      |
| Reserves       | 1,745,300        | -             | -             | 0%        |
| <b>Total</b>   | <b>2,088,300</b> | <b>20,446</b> | <b>12,306</b> | <b>1%</b> |

## Capital Improvement Fund

The Capital Improvements Fund accounts for capital projects that are primarily funded by the infrastructure sales surtax (one cent tax), grants, land dedication and stormwater fees.

Through this month, the Town has collected a total of \$20,446 or 1% of projected revenues. For this same period, the Capital Improvement Fund has expended \$150,741, or 7% of budgeted expenditures.

## Capital Improvement Fund Expenditures

| Function                         | Budget           | YTD Actual     | Current Month  | YTD % Expended |
|----------------------------------|------------------|----------------|----------------|----------------|
| Engineering / NPDES / Compliance | 55,000           | 1,375          | 475            | 3%             |
| Grant Writing                    | 25,000           | -              | -              | 0%             |
| Stormwater Improvements          | 541,000          | -              | -              | 0%             |
| Other Capital Improvements       | 1,158,000        | -              | -              | 0%             |
| Debt Payments                    | 307,800          | 149,365        | 149,365        | 49%            |
| Other                            | 1,500            | 1              | -              | 0%             |
| <b>Total</b>                     | <b>2,088,300</b> | <b>150,741</b> | <b>149,840</b> | <b>7%</b>      |

## Sewer Fund Revenue

| Revenue       | Budget           | YTD Actual     | Current Month  | YTD %     |
|---------------|------------------|----------------|----------------|-----------|
| ARPA Funding  | 1,148,458        | -              | -              | 0%        |
| Sewer Service | 967,402          | 152,539        | 115,232        | 16%       |
| Interest      | 1,700            | 6,580          | 3,608          | 387%      |
| Reserves      | 478,110          | -              | -              | 0%        |
| <b>Total</b>  | <b>2,595,670</b> | <b>159,119</b> | <b>118,840</b> | <b>6%</b> |

## Sewer Fund

The Sewer Fund accounts for the assets, operation, and maintenance of the Town's sewage collection system.

Through this month, the Town has collected a total of \$159,119 or 6% of projected revenues. For this same period, the Sewer Fund has expended \$133,955, or 5% of budgeted expenditures.

## Sewer Fund Expenses

| Function              | Budget           | YTD Actual     | Current Month | YTD %     |
|-----------------------|------------------|----------------|---------------|-----------|
| Grant Writing         | 25,000           | -              | -             | 0%        |
| Communications        | 3,350            | 793            | 396           | 24%       |
| Utility Service       | 95,430           | 7,330          | 3,204         | 8%        |
| Repairs & Maintenance | 90,280           | 50,600         | -             | 56%       |
| Treatment             | 662,060          | 75,073         | 75,073        | 11%       |
| Capital Impvts        | 1,675,400        | -              | -             | 0%        |
| Other                 | 4,150            | 159            | 80            | 4%        |
| Transfers             | 40,000           | -              | -             | -         |
| <b>Total</b>          | <b>2,595,670</b> | <b>133,955</b> | <b>78,753</b> | <b>5%</b> |

## BALANCE SHEET

Town of Redington Shores

As of: 11/30/2022

Fund: 001 - GENERAL FUND

Assets

|                                    |              |
|------------------------------------|--------------|
| 101.225 CASH IN BANK               | 2,094,020.99 |
| 101.240 JEFFERSON PARK PARKING     | 83,240.15    |
| 111.530 UNBILLED RECEIVABLES - PCU | 62,262.85    |
| 111.553 LOCAL OPT TX               | 2,208.20     |
| 115.100 SBA FUND A                 | 6,466,480.70 |
| 115.200 PREPAID EXPENSES           | 1,796.21     |

Total Assets

8,710,009.10

Liabilities

|                                     |              |
|-------------------------------------|--------------|
| 202.000 ACCOUNTS PAYABLE            | 80,454.66    |
| 220.220 DENTAL INSURANCE PAYABLE    | -209.02      |
| 220.221 FAMILY INSURANCE COVERAGE   | 669.31       |
| 221.730 RETIREMENT PAYABLE          | 414.77       |
| 222.300 BTR PAID IN ADVANCE         | 6,991.98     |
| 222.310 ADVANCED PAY ANN OL         | 2,378.98     |
| 223.000 REVENUE RECEIVED IN ADVANCE | 1,148,457.00 |
| 247.200 ESCROW JULY FOURTH          | 400.00       |
| 247.300 DEPT OF REVENUE             | 1,551.49     |
| 247.400 DBPR SURCHARGES             | 1,022.44     |
| 247.600 PARKING METERS COUNTY       | 10,535.75    |

Total Liabilities

1,252,667.36

Reserves/Balances

|                                      |              |
|--------------------------------------|--------------|
| 300.000 Fund Balance                 | 7,280,360.38 |
| 301.000 Designated/Rsv. Fund Balance | 444.57       |
| 398.000 Change In Fund Balance       | 176,536.79   |

Total Reserves/Balances

7,457,341.74

Total Liabilities & Balances

8,710,009.10

**BALANCE SHEET**

Town of Redington Shores

As of: 11/30/2022

**Fund: 301 - CAPITAL IMPROVEMENTS FUND**

Assets

|                                    |              |
|------------------------------------|--------------|
| 101.230 MONEY MARKET               | 1,068,694.16 |
| 111.510 ACCOUNTS RECEIVABLE - PCU  | 18.05        |
| 111.530 UNBILLED RECEIVABLES - PCU | 6,825.65     |
| 111.600 INTERGOVT. A/R             | 33,498.99    |
| 115.100 SBA FUND A                 | 2,233,685.68 |

Total Assets

3,342,722.53

Liabilities

|                          |        |
|--------------------------|--------|
| 202.000 ACCOUNTS PAYABLE | 475.00 |
|--------------------------|--------|

Total Liabilities

475.00

Reserves/Balances

|                                      |              |
|--------------------------------------|--------------|
| 300.000 Fund Balance                 | 2,842,949.68 |
| 301.000 Designated/Rsv. Fund Balance | 629,593.26   |
| 398.000 Change In Fund Balance       | -130,295.41  |

**Fund: 301 - CAPITAL IMPROVEMENTS FUND**

Total Reserves/Balances

3,342,247.53

Total Liabilities & Balances

3,342,722.53

## BALANCE SHEET

Town of Redington Shores

As of: 11/30/2022

Fund: 401 - SEWER FUND

Assets

|                                    |               |
|------------------------------------|---------------|
| 101.230 MONEY MARKET               | 40,611.19     |
| 111.530 UNBILLED RECEIVABLES - PCU | 144,519.51    |
| 115.100 SBA FUND A                 | 1,117,205.47  |
| 116.190 LAND                       | 8,091.25      |
| 116.490 INVESTMENT IN SEWERS       | 2,268,448.48  |
| 116.690 EQUIPMENT                  | 83,002.95     |
| 116.691 FLOW METERS                | 8,750.00      |
| 116.790 ALLOWANCE FOR DEPRECIATION | -1,275,284.04 |

Total Assets

2,395,344.81

Liabilities

|                          |          |
|--------------------------|----------|
| 202.000 ACCOUNTS PAYABLE | 4,290.54 |
|--------------------------|----------|

Total Liabilities

4,290.54

Reserves/Balances

|                                   |              |
|-----------------------------------|--------------|
| 300.000 Fund Balance              | 1,872,169.19 |
| 324.800 RESERVE FOR RENEW/REPLACE | 493,720.11   |
| 398.000 Change In Fund Balance    | 25,164.97    |

Total Reserves/Balances

2,391,054.27

Total Liabilities & Balances

2,395,344.81



REVENUE / EXPENDITURE REPORT

Town of Redington Shores

For the Period: 10/1/2022 to 11/30/2022

Fund: 001 - GENERAL FUND

Revenues

|                                      | Original Budget     | Amended Budget      | YTD Actual        | Current Month     | % Budget    |
|--------------------------------------|---------------------|---------------------|-------------------|-------------------|-------------|
| 431.100 AD VALOREM TAXES             | 1,562,040.00        | 1,562,040.00        | 463,896.48        | 463,845.99        | 29.7        |
| 431.235 COMMUNICATION SERVICE TAX    | 77,000.00           | 77,000.00           | 0.00              | 0.00              | 0.0         |
| 431.240 LOCAL OPTION GAS TAX         | 25,000.00           | 25,000.00           | 0.00              | 0.00              | 0.0         |
| 431.310 ELECTRIC FRANCHISE FEE       | 222,000.00          | 222,000.00          | 46,658.88         | 22,357.38         | 21.0        |
| 431.330 CLEARWATER GAS FRANCHISE FEE | 8,000.00            | 8,000.00            | 1,963.87          | 0.00              | 24.5        |
| 431.900 PROPERTY TRANSFER TAX        | 3,050.00            | 3,050.00            | 350.00            | 175.00            | 11.5        |
| 432.110 ANNUAL OCCUPATIONAL LICENSE  | 12,000.00           | 12,000.00           | 2,291.90          | 354.70            | 19.1        |
| 432.200 BUILDING PERMIT FEES         | 162,580.00          | 162,580.00          | 35,076.96         | 10,927.00         | 21.6        |
| 432.210 PLAN REVIEW FEES             | 48,100.00           | 48,100.00           | 7,953.17          | 1,833.39          | 16.5        |
| 432.220 FIRE SAFETY                  | 575.00              | 575.00              | 0.00              | 0.00              | 0.0         |
| 432.230 ELECTRICAL FEES AND REFUNDS  | 24,735.00           | 24,735.00           | 3,942.90          | 745.02            | 15.9        |
| 432.240 PLUMBING FEES AND REFUNDS    | 18,550.00           | 18,550.00           | 2,851.12          | 308.45            | 15.4        |
| 432.250 MECHANICAL FEES AND REFUNDS  | 18,935.00           | 18,935.00           | 1,757.18          | 813.60            | 9.3         |
| 432.290 DBPR SURCHARGES              | 240.00              | 240.00              | 164.07            | 0.00              | 68.4        |
| 432.990 ZONING/BD ADJ FEES           | 7,500.00            | 7,500.00            | 0.00              | 0.00              | 0.0         |
| 433.512 STATE REVENUE SHARING        | 57,500.00           | 57,500.00           | 10,603.49         | 5,301.75          | 18.4        |
| 433.515 ALCOHOLIC BEVERAGE LICENSES  | 2,400.00            | 2,400.00            | 2,496.14          | 0.00              | 104.0       |
| 433.518 1/2 CENT SALES TAX FUND      | 160,000.00          | 160,000.00          | 0.00              | 0.00              | 0.0         |
| 433.519 COUNTY PARKING METERS        | 103,000.00          | 103,000.00          | 10,719.74         | 9,265.13          | 10.4        |
| 433.520 TOWN PARKING METERS          | 32,000.00           | 32,000.00           | 3,124.33          | 1,445.68          | 9.8         |
| 434.341 GARBAGE AND TRASH            | 387,800.00          | 387,800.00          | 65,364.18         | 46,838.61         | 16.9        |
| 434.344 CREDIT CARD FEES             | 0.00                | 0.00                | 511.67            | 322.29            | 0.0         |
| 434.726 PARK RENTAL                  | 4,500.00            | 4,500.00            | 400.00            | 250.00            | 8.9         |
| 434.900 SUPERVISOR OF ELECTIONS      | 200.00              | 200.00              | 10.00             | 10.00             | 5.0         |
| 435.110 COURT FINE                   | 0.00                | 0.00                | 49.27             | 15.13             | 0.0         |
| 435.115 IND SHORES PARKING FINES     | 1,500.00            | 1,500.00            | 285.00            | 285.00            | 19.0        |
| 435.130 POLICE EDUCATION             | 100.00              | 100.00              | 8.00              | 4.00              | 8.0         |
| 436.120 GENERAL INTEREST             | 7,940.00            | 7,940.00            | 38,043.17         | 20,847.18         | 479.1       |
| 436.200 SALE OF PROMOTIONAL ITEMS    | 0.00                | 0.00                | 721.93            | 111.70            | 0.0         |
| 436.210 TOWN HALL RENTAL             | 3,100.00            | 3,100.00            | 150.00            | 150.00            | 4.8         |
| 436.900 MISCELLANEOUS INCOME         | 0.00                | 0.00                | 7,754.23          | 91.87             | 0.0         |
| 438.210 TRANSFERS FROM SEWER FUND    | 40,000.00           | 40,000.00           | 0.00              | 0.00              | 0.0         |
| 447.004 UTILIZATION OF RESERVES      | 233,060.00          | 233,060.00          | 0.00              | 0.00              | 0.0         |
| <b>Revenues</b>                      | <b>3,223,405.00</b> | <b>3,223,405.00</b> | <b>707,147.68</b> | <b>586,298.87</b> | <b>21.9</b> |

Expenditures

Dept: 511 LEGISLATIVE

|                                 |                   |                   |                  |                  |             |
|---------------------------------|-------------------|-------------------|------------------|------------------|-------------|
| 511.000 EXECUTIVE SALARIES      | 40,800.00         | 40,800.00         | 6,800.00         | 3,400.00         | 16.7        |
| 521.000 SOCIAL SECURITY TAXES   | 2,530.00          | 2,530.00          | 421.60           | 210.80           | 16.7        |
| 521.100 MEDICARE TAXES          | 595.00            | 595.00            | 98.60            | 49.30            | 16.6        |
| 522.000 RETIRMENT CONTRIBUTIONS | 5,500.00          | 5,500.00          | 2,964.00         | 1,482.00         | 53.9        |
| 523.000 HEALTH INSURANCE        | 41,500.00         | 41,500.00         | 7,416.12         | 6,596.30         | 17.9        |
| 523.100 LIFE INSURANCE          | 600.00            | 600.00            | 0.00             | 0.00             | 0.0         |
| 524.000 WORKERS' COMPENSATION   | 250.00            | 250.00            | 0.00             | 0.00             | 0.0         |
| 540.000 TRAVEL AND TRAINING     | 7,500.00          | 7,500.00          | 0.00             | 0.00             | 0.0         |
| 554.000 DUES & SUBSCRIPTIONS    | 1,500.00          | 1,500.00          | 350.00           | 350.00           | 23.3        |
| <b>LEGISLATIVE</b>              | <b>100,775.00</b> | <b>100,775.00</b> | <b>18,050.32</b> | <b>12,088.40</b> | <b>17.9</b> |

Dept: 512 EXECUTIVE

|                                    |            |            |           |           |       |
|------------------------------------|------------|------------|-----------|-----------|-------|
| 512.000 REGULAR SALARIES AND WAGES | 308,100.00 | 308,100.00 | 38,670.63 | 20,939.81 | 12.6  |
| 521.000 SOCIAL SECURITY TAXES      | 19,100.00  | 19,100.00  | 2,397.63  | 1,298.28  | 12.6  |
| 521.100 MEDICARE TAXES             | 4,465.00   | 4,465.00   | 560.73    | 303.63    | 12.6  |
| 522.000 RETIRMENT CONTRIBUTIONS    | 36,000.00  | 36,000.00  | 6,460.14  | 1,376.65  | 17.9  |
| 523.000 HEALTH INSURANCE           | 42,500.00  | 42,500.00  | 5,489.84  | 5,459.42  | 12.9  |
| 523.100 LIFE INSURANCE             | 600.00     | 600.00     | 0.00      | 0.00      | 0.0   |
| 524.000 WORKERS' COMPENSATION      | 550.00     | 550.00     | 700.00    | 0.00      | 127.3 |
| 540.000 TRAVEL AND TRAINING        | 7,500.00   | 7,500.00   | 1,011.49  | 1,011.49  | 13.5  |

REVENUE / EXPENDITURE REPORT

Town of Redington Shores

For the Period: 10/1/2022 to 11/30/2022

|  | Original Budget | Amended Budget | YTD Actual | Current Month | % Budget |
|--|-----------------|----------------|------------|---------------|----------|
| 554.000 DUES & SUBSCRIPTIONS           | 4,500.00        | 4,500.00       | 0.00       | 0.00          | 0.0      |
| EXECUTIVE                              | 423,315.00      | 423,315.00     | 55,290.46  | 30,389.28     | 13.1     |
| Dept: 513 FINANCIAL AND ADMINISTRATIVE |                 |                |            |               |          |
| 531.100 ATTORNEY FEES                  | 85,000.00       | 85,000.00      | 4,005.00   | 0.00          | 4.7      |
| 532.000 ACCOUNTING AND AUDITING        | 27,000.00       | 27,000.00      | 0.00       | 0.00          | 0.0      |
| 533.000 OTHER ACCOUNTING               | 50,000.00       | 50,000.00      | 14,094.34  | 7,849.59      | 28.2     |
| 568.000 COMPUTER EQUIPMENT             | 18,000.00       | 18,000.00      | 0.00       | 0.00          | 0.0      |
| FINANCIAL AND ADMINISTRATIVE           | 180,000.00      | 180,000.00     | 18,099.34  | 7,849.59      | 10.1     |
| Dept: 515 COMPREHENSIVE PLANNING       |                 |                |            |               |          |
| 531.200 ENGINEERING FEES               | 20,000.00       | 20,000.00      | 0.00       | 0.00          | 0.0      |
| 534.150 SPECIAL MAGISTRATE             | 9,300.00        | 9,300.00       | 3,900.00   | 25.00         | 41.9     |
| COMPREHENSIVE PLANNING                 | 29,300.00       | 29,300.00      | 3,900.00   | 25.00         | 13.3     |
| Dept: 519 OTHER GENERAL                |                 |                |            |               |          |
| 534.000 OTHER CONTRACTUAL SERVICES     | 18,000.00       | 18,000.00      | 1,395.19   | 1,127.17      | 7.8      |
| 534.200 JANITOR SERVICES               | 0.00            | 0.00           | 1,040.00   | 520.00        | 0.0      |
| 534.300 ELECTION EXPENSES              | 5,000.00        | 5,000.00       | 4,671.18   | 4,671.18      | 93.4     |
| 534.400 ADVERTISING                    | 4,500.00        | 4,500.00       | 424.98     | 424.98        | 9.4      |
| 534.500 GENERAL CODE                   | 10,000.00       | 10,000.00      | 225.00     | 225.00        | 2.3      |
| 534.600 RECORDS RETENTION              | 12,000.00       | 12,000.00      | 121.49     | 103.29        | 1.0      |
| 540.000 TRAVEL AND TRAINING            | 0.00            | 0.00           | 30.63      | 0.00          | 0.0      |
| 541.000 COMMUNICATIONS                 | 7,000.00        | 7,000.00       | 1,342.64   | 715.83        | 19.2     |
| 541.100 POSTAGE                        | 3,500.00        | 3,500.00       | 989.75     | 837.75        | 28.3     |
| 543.000 UTILITY SERVICES               | 24,750.00       | 24,750.00      | 5,016.19   | 1,421.68      | 20.3     |
| 545.000 INSURANCE                      | 75,000.00       | 75,000.00      | 27,156.75  | 6,676.00      | 36.2     |
| 546.000 REPAIR AND MAINTENANCE SERVICE | 0.00            | 0.00           | 393.78     | 393.78        | 0.0      |
| 546.100 REPAIR/MAINTENANCE TOWN HALL   | 20,000.00       | 20,000.00      | 2,508.50   | 2,377.50      | 12.5     |
| 547.000 PRINTING AND BINDING           | 1,500.00        | 1,500.00       | 0.00       | 0.00          | 0.0      |
| 549.400 BANK AND MERCHANT FEES         | 0.00            | 0.00           | 933.14     | 499.36        | 0.0      |
| 551.000 OFFICE SUPPLIES                | 4,600.00        | 4,600.00       | 957.58     | 465.27        | 20.8     |
| 552.000 OPERATING SUPPLIES             | 4,600.00        | 4,600.00       | 2,713.72   | 1,165.07      | 59.0     |
| 552.100 FUEL                           | 0.00            | 0.00           | 32.02      | 0.00          | 0.0      |
| 554.000 DUES & SUBSCRIPTIONS           | 0.00            | 0.00           | 598.00     | 0.00          | 0.0      |
| 562.000 IMPROVEMENTS                   | 83,300.00       | 83,300.00      | 0.00       | 0.00          | 0.0      |
| 564.100 COUNTY PARKING EXPENSES        | 37,995.00       | 37,995.00      | 8,025.95   | 4,821.30      | 21.1     |
| 564.110 TOWN PARKING EXPENSES          | 9,850.00        | 9,850.00       | 0.00       | 0.00          | 0.0      |
| 564.300 TECHNOLOGY MAINTENANCE         | 23,000.00       | 23,000.00      | 2,549.80   | 949.97        | 11.1     |
| OTHER GENERAL                          | 344,595.00      | 344,595.00     | 61,126.29  | 27,395.13     | 17.7     |
| Dept: 521 LAW ENFORCEMENT              |                 |                |            |               |          |
| 534.700 POLICE PROTECTION              | 543,480.00      | 543,480.00     | 90,579.84  | 45,289.92     | 16.7     |
| 534.750 POLICE EDUCATION               | 250.00          | 250.00         | 10.00      | 4.00          | 4.0      |
| LAW ENFORCEMENT                        | 543,730.00      | 543,730.00     | 90,589.84  | 45,293.92     | 16.7     |
| Dept: 522 FIRE CONTROL                 |                 |                |            |               |          |
| 534.800 FIRE CONTROL                   | 262,680.00      | 262,680.00     | 65,669.62  | 0.00          | 25.0     |
| FIRE CONTROL                           | 262,680.00      | 262,680.00     | 65,669.62  | 0.00          | 25.0     |
| Dept: 524 PROTECTIVE INSPECTIONS       |                 |                |            |               |          |
| 512.000 REGULAR SALARIES AND WAGES     | 170,000.00      | 170,000.00     | 7,590.73   | 2,670.25      | 4.5      |
| 521.000 SOCIAL SECURITY TAXES          | 10,540.00       | 10,540.00      | 470.62     | 165.55        | 4.5      |
| 521.100 MEDICARE TAXES                 | 2,465.00        | 2,465.00       | 110.07     | 38.72         | 4.5      |
| 522.000 RETIRMENT CONTRIBUTIONS        | 20,245.00       | 20,245.00      | 2,236.05   | 865.60        | 11.0     |
| 523.000 HEALTH INSURANCE               | 27,500.00       | 27,500.00      | 5,227.16   | 5,196.74      | 19.0     |

REVENUE / EXPENDITURE REPORT

Town of Redington Shores

For the Period: 10/1/2022 to 11/30/2022

|  | Original Budget     | Amended Budget      | YTD Actual        | Current Month     | % Budget    |
|--|---------------------|---------------------|-------------------|-------------------|-------------|
| 523.100 LIFE INSURANCE                 | 400.00              | 400.00              | 0.00              | 0.00              | 0.0         |
| 524.000 WORKERS' COMPENSATION          | 3,000.00            | 3,000.00            | 350.00            | 0.00              | 11.7        |
| 524.310 CODE ENFORCEMENT SO            | 17,500.00           | 17,500.00           | 5,260.30          | 2,745.40          | 30.1        |
| 531.100 ATTORNEY FEES                  | 10,000.00           | 10,000.00           | 0.00              | 0.00              | 0.0         |
| 534.000 OTHER CONTRACTUAL SERVICES     | 3,500.00            | 3,500.00            | 43,264.88         | 24,624.88         | 1236.1      |
| 535.000 BUILDING DEPT EXPENSES         | 8,000.00            | 8,000.00            | 1,790.35          | 1,790.35          | 22.4        |
| 540.000 TRAVEL AND TRAINING            | 5,000.00            | 5,000.00            | 0.00              | 0.00              | 0.0         |
| 547.000 PRINTING AND BINDING           | 1,080.00            | 1,080.00            | 283.19            | 283.19            | 26.2        |
| 552.300 SAFETY EQUIPMENT               | 350.00              | 350.00              | 0.00              | 0.00              | 0.0         |
| 554.000 DUES & SUBSCRIPTIONS           | 1,500.00            | 1,500.00            | 0.00              | 0.00              | 0.0         |
| 564.000 MACHINERY AND EQUIPMENT        | 35,000.00           | 35,000.00           | 0.00              | 0.00              | 0.0         |
| 564.301 TECHNOLOGY CAPITAL OUTLAY      | 11,000.00           | 11,000.00           | 0.00              | 0.00              | 0.0         |
| <b>PROTECTIVE INSPECTIONS</b>          | <b>327,080.00</b>   | <b>327,080.00</b>   | <b>66,583.35</b>  | <b>38,380.68</b>  | <b>20.4</b> |
| Dept: 525 EMERGENCY & DISASTER RELIEF  |                     |                     |                   |                   |             |
| 549.200 EMERGENCY MANAGEMENT           | 10,000.00           | 10,000.00           | 1,019.43          | 650.00            | 10.2        |
| <b>EMERGENCY &amp; DISASTER RELIEF</b> | <b>10,000.00</b>    | <b>10,000.00</b>    | <b>1,019.43</b>   | <b>650.00</b>     | <b>10.2</b> |
| Dept: 534 GARBAGE/SOLID WASTE CONTROL  |                     |                     |                   |                   |             |
| 534.900 GARBAGE AND TRASH              | 419,075.00          | 419,075.00          | 72,720.25         | 35,940.80         | 17.4        |
| 549.300 COUNTY BILLING COLLECTION FEES | 6,500.00            | 6,500.00            | 0.00              | 0.00              | 0.0         |
| <b>GARBAGE/SOLID WASTE CONTROL</b>     | <b>425,575.00</b>   | <b>425,575.00</b>   | <b>72,720.25</b>  | <b>35,940.80</b>  | <b>17.1</b> |
| Dept: 539 OTHER PHYSICAL ENVIRONMENT   |                     |                     |                   |                   |             |
| 512.000 REGULAR SALARIES AND WAGES     | 131,935.00          | 131,935.00          | 14,249.01         | 7,713.38          | 10.8        |
| 521.000 SOCIAL SECURITY TAXES          | 8,180.00            | 8,180.00            | 883.44            | 478.23            | 10.8        |
| 521.100 MEDICARE TAXES                 | 1,915.00            | 1,915.00            | 206.61            | 111.84            | 10.8        |
| 522.000 RETIRMENT CONTRIBUTIONS        | 15,715.00           | 15,715.00           | 711.59            | 0.00              | 4.5         |
| 523.000 HEALTH INSURANCE               | 19,500.00           | 19,500.00           | 2,931.44          | 2,901.02          | 15.0        |
| 523.100 LIFE INSURANCE                 | 600.00              | 600.00              | 0.00              | 0.00              | 0.0         |
| 524.000 WORKERS' COMPENSATION          | 11,005.00           | 11,005.00           | 2,451.00          | 0.00              | 22.3        |
| 540.000 TRAVEL AND TRAINING            | 4,000.00            | 4,000.00            | 0.00              | 0.00              | 0.0         |
| 552.100 FUEL                           | 5,000.00            | 5,000.00            | 1,260.21          | 715.06            | 25.2        |
| 554.000 DUES & SUBSCRIPTIONS           | 1,000.00            | 1,000.00            | 0.00              | 0.00              | 0.0         |
| 564.000 MACHINERY AND EQUIPMENT        | 35,000.00           | 35,000.00           | 0.00              | 0.00              | 0.0         |
| <b>OTHER PHYSICAL ENVIRONMENT</b>      | <b>233,850.00</b>   | <b>233,850.00</b>   | <b>22,693.30</b>  | <b>11,919.53</b>  | <b>9.7</b>  |
| Dept: 541 ROAD & STREET FACILITIES     |                     |                     |                   |                   |             |
| 543.100 STREET LIGHTING                | 83,005.00           | 83,005.00           | 13,723.28         | 0.00              | 16.5        |
| 552.200 ST & HWY MAINT. & REPAIR       | 10,000.00           | 10,000.00           | 0.00              | 0.00              | 0.0         |
| <b>ROAD &amp; STREET FACILITIES</b>    | <b>93,005.00</b>    | <b>93,005.00</b>    | <b>13,723.28</b>  | <b>0.00</b>       | <b>14.8</b> |
| Dept: 571 LIBRARY                      |                     |                     |                   |                   |             |
| 534.850 PUBLIC LIBRARY                 | 39,000.00           | 39,000.00           | 9,541.50          | 0.00              | 24.5        |
| <b>LIBRARY</b>                         | <b>39,000.00</b>    | <b>39,000.00</b>    | <b>9,541.50</b>   | <b>0.00</b>       | <b>24.5</b> |
| Dept: 572 PARKS AND RECREATIONS        |                     |                     |                   |                   |             |
| 546.200 PARKS GENERAL MAINTENANCE      | 45,000.00           | 45,000.00           | 16,215.97         | 13,567.91         | 36.0        |
| 562.000 IMPROVEMENTS                   | 113,000.00          | 113,000.00          | 0.00              | 0.00              | 0.0         |
| <b>PARKS AND RECREATIONS</b>           | <b>158,000.00</b>   | <b>158,000.00</b>   | <b>16,215.97</b>  | <b>13,567.91</b>  | <b>10.3</b> |
| Dept: 579 OTHER CULTURE/RECREATION     |                     |                     |                   |                   |             |
| 548.100 SPECIAL EVENTS                 | 15,000.00           | 15,000.00           | 5,384.12          | 1,271.39          | 35.9        |
| 548.200 HOLIDAY MISCELLANEOUS          | 35,000.00           | 35,000.00           | 9,383.82          | 9,140.63          | 26.8        |
| 583.000 CIVIC/YOUTH DONATIONS          | 2,500.00            | 2,500.00            | 620.00            | 0.00              | 24.8        |
| <b>OTHER CULTURE/RECREATION</b>        | <b>52,500.00</b>    | <b>52,500.00</b>    | <b>15,387.94</b>  | <b>10,412.02</b>  | <b>29.3</b> |
| <b>Expenditures</b>                    | <b>3,223,405.00</b> | <b>3,223,405.00</b> | <b>530,610.89</b> | <b>233,912.26</b> | <b>16.5</b> |

REVENUE / EXPENDITURE REPORT

Town of Redington Shores

For the Period: 10/1/2022 to 11/30/2022

|  | Original Budget     | Amended Budget      | YTD Actual        | Current Month     | % Budget   |
|--|---------------------|---------------------|-------------------|-------------------|------------|
| <b>Fund: 301 - CAPITAL IMPROVEMENTS FUND</b> |                     |                     |                   |                   |            |
| <b>Revenues</b>                              |                     |                     |                   |                   |            |
| 431.230 ONE CENT SALES TAX                   | 295,000.00          | 295,000.00          | 0.00              | 0.00              | 0.0        |
| 434.392 STORMWATER USER FEE                  | 43,000.00           | 43,000.00           | 6,853.47          | 4,806.23          | 15.9       |
| 436.110 INTEREST                             | 5,000.00            | 5,000.00            | 13,592.58         | 7,499.53          | 0.0        |
| 447.004 UTILIZATION OF RESERVES              | 1,745,300.00        | 1,745,300.00        | 0.00              | 0.00              | 0.0        |
| <b>Revenues</b>                              | <b>2,088,300.00</b> | <b>2,088,300.00</b> | <b>20,446.05</b>  | <b>12,305.76</b>  | <b>1.0</b> |
| <b>Expenditures</b>                          |                     |                     |                   |                   |            |
| 551.531 ENG.FEES/NPDES                       | 30,000.00           | 30,000.00           | 1,375.00          | 475.00            | 4.6        |
| Dept: 519 OTHER GENERAL                      |                     |                     |                   |                   |            |
| 531.300 GRANT WRITING                        | 25,000.00           | 25,000.00           | 0.00              | 0.00              | 0.0        |
| 538.000 STORMWATER ANNUAL FILING             | 25,000.00           | 25,000.00           | 0.00              | 0.00              | 0.0        |
| 538.100 GRATE MARKERS                        | 1,500.00            | 1,500.00            | 0.00              | 0.00              | 0.0        |
| 538.600 STORMWATER SYSTEM                    | 541,000.00          | 541,000.00          | 0.00              | 0.00              | 0.0        |
| 549.100 MISC. EXPENSES                       | 0.00                | 0.00                | 1.28              | 0.00              | 0.0        |
| 563.000 IMPROVEMENTS OTHER THAN BLDGS        | 1,158,000.00        | 1,158,000.00        | 0.00              | 0.00              | 0.0        |
| 571.000 DEBT SERVICE PRINCIPAL               | 256,410.00          | 256,410.00          | 128,205.13        | 128,205.13        | 50.0       |
| 571.100 DEBT SERVICE INTEREST                | 51,390.00           | 51,390.00           | 21,160.05         | 21,160.05         | 41.2       |
| <b>OTHER GENERAL</b>                         | <b>2,058,300.00</b> | <b>2,058,300.00</b> | <b>149,366.46</b> | <b>149,365.18</b> | <b>7.3</b> |
| <b>Expenditures</b>                          | <b>2,088,300.00</b> | <b>2,088,300.00</b> | <b>150,741.46</b> | <b>149,840.18</b> | <b>7.2</b> |

REVENUE / EXPENDITURE REPORT

Town of Redington Shores

For the Period: 10/1/2022 to 11/30/2022

|  | Original Budget     | Amended Budget      | YTD Actual        | Current Month     | % Budget    |
|--|---------------------|---------------------|-------------------|-------------------|-------------|
| <b>Fund: 401 - SEWER FUND</b>          |                     |                     |                   |                   |             |
| <b>Revenues</b>                        |                     |                     |                   |                   |             |
| 433.350 ARPA - SLFRF FUNDING           | 1,148,458.00        | 1,148,458.00        | 0.00              | 0.00              | 0.0         |
| 434.351 SEWER SERVICE                  | 967,402.00          | 967,402.00          | 152,538.58        | 115,232.36        | 15.8        |
| 436.110 INTEREST                       | 1,700.00            | 1,700.00            | 6,580.84          | 3,608.01          | 387.1       |
| 477.005 TRANSFER FROM SURPLUS          | 478,110.00          | 478,110.00          | 0.00              | 0.00              | 0.0         |
| <b>Revenues</b>                        | <b>2,595,670.00</b> | <b>2,595,670.00</b> | <b>159,119.42</b> | <b>118,840.37</b> | <b>6.1</b>  |
| <b>Expenditures</b>                    |                     |                     |                   |                   |             |
| Dept: 519 OTHER GENERAL                |                     |                     |                   |                   |             |
| 531.300 GRANT WRITING                  | 25,000.00           | 25,000.00           | 0.00              | 0.00              | 0.0         |
| 541.000 COMMUNICATIONS                 | 3,350.00            | 3,350.00            | 793.26            | 396.37            | 23.7        |
| 543.000 UTILITY SERVICES               | 95,430.00           | 95,430.00           | 7,329.62          | 3,203.78          | 7.7         |
| 546.000 REPAIR AND MAINTENANCE SERVICE | 90,280.00           | 90,280.00           | 50,600.50         | 0.00              | 56.0        |
| 549.300 COUNTY BILLING COLLECTION FEES | 2,975.00            | 2,975.00            | 0.00              | 0.00              | 0.0         |
| 549.400 BANK AND MERCHANT FEES         | 1,175.00            | 1,175.00            | 158.50            | 80.50             | 13.5        |
| 563.000 IMPROVEMENTS OTHER THAN BLDGS  | 1,675,400.00        | 1,675,400.00        | 0.00              | 0.00              | 0.0         |
| 591.000 INTERFUND TRANSFER             | 40,000.00           | 40,000.00           | 0.00              | 0.00              | 0.0         |
| <b>OTHER GENERAL</b>                   | <b>1,933,610.00</b> | <b>1,933,610.00</b> | <b>58,881.88</b>  | <b>3,680.65</b>   | <b>3.0</b>  |
| Dept: 535 SEWER SERVICES               |                     |                     |                   |                   |             |
| 534.950 TREATMENT COUNTY               | 662,060.00          | 662,060.00          | 75,072.57         | 75,072.57         | 11.3        |
| <b>SEWER SERVICES</b>                  | <b>662,060.00</b>   | <b>662,060.00</b>   | <b>75,072.57</b>  | <b>75,072.57</b>  | <b>11.3</b> |
| <b>Expenditures</b>                    | <b>2,595,670.00</b> | <b>2,595,670.00</b> | <b>133,954.45</b> | <b>78,753.22</b>  | <b>5.2</b>  |

## Status of the Town Update 1-11-2023

Mayor and Commissioners;

For your review I submit my administrator's report.

The 2<sup>nd</sup> reading of ordinance 2022-11 amending vacation rentals is on the agenda for final action. I believe all Commissioners are up to speed on this topic.

The second item on Old Business is the naming of the Audit Selection Committee, as was pointed out by the Town Attorney previously, a member of the Commission serves as Chair of this Committee. As a pragmatic suggestion, I would advise the Commission to take terms into account when making the selection of the Commissioner chosen to serve as Chair. Also recommend the Commissioner chosen as Chair not appointing a member to maintain an odd number of Committee members.

Item 3 is the resolution to adopt the solid waste rate increase agreed upon at the last meeting. On listening to the recording, the motion did not identify as a resolution to adopt, only to adopt. To prevent ambiguity, the Town Attorney has suggested we add this to the agenda to formally make the resolution.

On the agenda under new business is a request from Don Swanzy to waive the fee for a variance hearing for a dock. This circumstance involves a permit that was issued over a year ago by a previous building official. A neighbor, who has made a complaint that all setbacks were not observed and a stop work order has been issued. From research it appears that a variance should have been requested from the start, however as this has progressed, the applicant has incurred additional costs in the construction due to our error. It will require a variance for the required 5ft setback on the opposite side (where there is on file a letter of no objection. This is an irregular shaped lot (Pie shaped), and the requested variance is the least required to provide the applicant with the access they enjoyed previously (There was a dock already in place with davits) with the least reasonable variance from our code. While the variance will be determined by the magistrate at a properly noticed hearing, it is requested the Commission waive the variance application fee based on the additional costs incurred by the applicant to revise the plans after significant construction was completed and the time delay involved after they were granted a permit by the town and acted in good faith based on that permit. The full application file is included in the packet.

Included in the packet are the financial reports for the months of October and November.

There will be a presentation providing a synopsis of the year end finances (Ended Sept 30)

### Building Department Activity:

- Received applications: 28 (includes 2 new construction)
- Issued permits: 33 (no new construction)
- Inspections: 166
- Revenue: \$6857.18

I am pleased to convey that our FEMA request for local aid has preliminary approval and I am completing the required documents for FDEM for processing- See Below for email transcript-

Good afternoon.

Your application for Public Assistance has been approved by FEMA.

The Florida Division of Emergency Management (FDEM) is pleased to forward your Public Assistance Subgrant Agreement for DR #4673 (Hurricane Ian). Due to legal stipulation the agreement is unable to be sent in any form other than a PDF.

Please thoroughly review the Subgrant Agreement, including all attachments prior to signature and ensure the following information is provided prior to returning to FDEM:

- a. Subrecipient's contact information on Page 2.
- b. Signature, name, title, and date of signature on Page 8.
- c. Fully completed and signed attachments (A-C).
- d. A fully completed Risk Assessment.
- e. An updated Delegation of Authority, if necessary.

As required by 2 CFR § 200.331, the FDEM Compliance Unit monitors Subrecipients who receive Public Assistance funds using a risk-based approach, to ensure Subrecipients comply with all financial, administrative, and programmatic requirements. Please complete the attached risk assessment questionnaire.

The signed agreement, attachments and risk assessment questionnaire may be returned via email, in response to this notification and/or via upload into FloridaPA.org, within the subgrant agreement workflow, by clicking the link below. Please notify me via email if you choose to upload the documents.

[Subgrant Agreement #4063 ~ FloridaPA.org](#)

**If not already provided to FDEM, please provide the new Unique Entity ID (UEI). Please refer to the Vendor Registration Instructions-2022 (attached) to obtain the UEI.**



**Brittany Bradsher-McBroom**

Contractor on behalf of

Florida Division of Emergency Management

Bureau of Recovery

We have a quote for the A/V in the Commission Chambers, it came in significantly higher than expected and we will be reaching out to other vendors and streamlining our request in an attempt to reduce the cost.



# City of Seminole Fire Rescue

*Achieving Service Through Dedication*



Jeff Shoobridge  
Town Administrator  
Town of Redington Shores  
17425 Gulf Boulevard  
Redington Shores, FL 33708

January 3, 2023

Dear Town Administrator Shoobridge,

Attached are the lists of Fire and Emergency Medical Service (EMS) responses to your Town for the month of December 2022. These lists are broken into both Emergency and Non-Emergency responses. The average response times in each category are noted at the end of the report.

The report is self explanatory with the exception of the type of Fire or Medical call referred to as "code". Only the codes which are reflected in this month's summary report are listed below.

- 
- There were zero (0) **Non-Emergency Fire** responses for this time period with a response time of N/A minutes.
  - There were two (2) **Emergency Fire** responses for this time period with an average response time of 6:20 minutes.

|          |                        |                |
|----------|------------------------|----------------|
| Code F52 | Code for Fire Incident | Fire Alarm     |
| Code FI  | Code for Fire Incident | Minor Incident |

- 
- There were eight (8) **Non-Emergency EMS** responses for this time period with an average response time of 5:13 minutes.
  - There were nineteen (19) **Emergency EMS** responses for this time period with an average response time of 4:09 minutes.

|         |                           |
|---------|---------------------------|
| Code ME | Code for Medical Incident |
|---------|---------------------------|

Should you have any questions regarding this report, please feel free to contact me at (727) 393-8711 ext. 217.

Sincerely,

*Heather L. Burford*

Fire Chief





# City of Seminole Fire Rescue

*Achieving Service Through Dedication*



Jeff Shoobridge  
Town Administrator  
Town of Redington Shores  
17425 Gulf Boulevard  
Redington Shores, FL 33708

January 3, 2023

Dear Town Administrator Shoobridge,

Attached are the lists of Fire and Emergency Medical Service (EMS) responses to your Town for the month of December 2022. These lists are broken into both Emergency and Non-Emergency responses. The average response times in each category are noted at the end of the report.

The report is self explanatory with the exception of the type of Fire or Medical call referred to as "code". Only the codes which are reflected in this month's summary report are listed below.

- 
- There were zero (0) **Non-Emergency Fire** responses for this time period with a response time of N/A minutes.
  - There were two (2) **Emergency Fire** responses for this time period with an average response time of 6:20 minutes.

|          |                        |                |
|----------|------------------------|----------------|
| Code F52 | Code for Fire Incident | Fire Alarm     |
| Code FI  | Code for Fire Incident | Minor Incident |

- 
- There were eight (8) **Non-Emergency EMS** responses for this time period with an average response time of 5:13 minutes.
  - There were nineteen (19) **Emergency EMS** responses for this time period with an average response time of 4:09 minutes.

|         |                           |
|---------|---------------------------|
| Code ME | Code for Medical Incident |
|---------|---------------------------|

Should you have any questions regarding this report, please feel free to contact me at (727) 393-8711 ext. 217.

Sincerely,  
*Heather L. Burford*  
Fire Chief



# City of Seminole Fire Rescue

*Achieving Service Through Dedication*



Jeff Shoobridge  
Town Administrator  
Town of Redington Shores  
17425 Gulf Boulevard  
Redington Shores, FL 33708

January 3, 2023

Dear Town Administrator Shoobridge,

Attached are the lists of Fire and Emergency Medical Service (EMS) responses to your Town for the month of December 2022. These lists are broken into both Emergency and Non-Emergency responses. The average response times in each category are noted at the end of the report.

The report is self explanatory with the exception of the type of Fire or Medical call referred to as "code". Only the codes which are reflected in this month's summary report are listed below.

- 
- There were zero (0) **Non-Emergency Fire** responses for this time period with a response time of N/A minutes.
  - There were two (2) **Emergency Fire** responses for this time period with an average response time of 6:20 minutes.

|          |                        |                |
|----------|------------------------|----------------|
| Code F52 | Code for Fire Incident | Fire Alarm     |
| Code FI  | Code for Fire Incident | Minor Incident |

- 
- There were eight (8) **Non-Emergency EMS** responses for this time period with an average response time of 5:13 minutes.
  - There were nineteen (19) **Emergency EMS** responses for this time period with an average response time of 4:09 minutes.

|         |                           |
|---------|---------------------------|
| Code ME | Code for Medical Incident |
|---------|---------------------------|

Should you have any questions regarding this report, please feel free to contact me at (727) 393-8711 ext. 217.

Sincerely,  
*Heather L. Burford*  
Fire Chief

REDINGTON SHORES NON-EMERGENCY FIRE RESPONSES  
DATES 12/01/22 THROUGH 12/31/22

RESP  
EXCLUDING

DSTATS.... DATE.... TIME.... CODE GRID. TRUCKS UNITS.... INVOLVED. COUNT...

No records listed.

REDINGTON SHORES EMERGENCY FIRE RESPONSES  
 DATES 12/01/22 THROUGH 12/31/22

| DSTATS....       | DATE.... | TIME.... | CODE | GRID. | TRUCKS            | RESP<br>EXCLUDING<br>UNITS.... | INVOLVED. | COUNT... |
|------------------|----------|----------|------|-------|-------------------|--------------------------------|-----------|----------|
| 2205006          | 12/14/22 | 17:29:39 | F52  | 531B  | E31<br>T25<br>D29 | 00:06:40                       | 00:19:08  | 1        |
| 2205462          | 12/15/22 | 12:00:25 | FI   | 531B  | E31               | 00:06:00                       | 00:13:54  | 1        |
|                  |          |          |      |       |                   | =====                          | =====     | =====    |
| 2 records listed |          |          |      |       |                   | 00:06:20                       | 00:16:31  | 2        |

REDINGTON SHORES NON-EMERGENCY MEDICAL RESPONSES  
 DATES 12/01/22 THROUGH 12/31/22

| DSTATS.... | DATE.... | TIME.... | CODE | GRID. | TRUCKS | RESP<br>EXCLUDING<br>UNITS.... | INVOLVED. | COUNT... |
|------------|----------|----------|------|-------|--------|--------------------------------|-----------|----------|
| 2197537    | 12/01/22 | 15:38:59 | ME   | 548A  | S26    | 00:06:04                       | 00:38:24  | 1        |
|            |          |          |      |       | 985    |                                |           |          |
| 2202282    | 12/09/22 | 20:37:07 | ME   | 548A  | S26    | 00:07:25                       | 01:36:52  | 1        |
|            |          |          |      |       | 634    |                                |           |          |
|            |          |          |      |       | PD8    |                                |           |          |
| 2207144    | 12/18/22 | 11:52:41 | ME   | 531B  | E31    | 00:05:48                       | 00:13:43  | 1        |
|            |          |          |      |       | 470    |                                |           |          |
| 2207384    | 12/18/22 | 19:58:22 | ME   | 547B  | S26    | 00:03:42                       | 00:32:59  | 1        |
|            |          |          |      |       | 433    |                                |           |          |
| 2208029    | 12/19/22 | 21:17:39 | ME   | 531B  | S26    | 00:02:02                       | 00:13:12  | 1        |
|            |          |          |      |       | 355    |                                |           |          |
| 2213963    | 12/29/22 | 20:18:26 | ME   | 531B  | S26    | 00:04:37                       | 00:14:47  | 1        |
|            |          |          |      |       | 246    |                                |           |          |
| 2214336    | 12/30/22 | 14:36:35 | ME   | 548A  | S26    | 00:08:08                       | 00:16:00  | 1        |
|            |          |          |      |       | 449    |                                |           |          |
|            |          |          |      |       | PD1    |                                |           |          |
| 2215076    | 12/31/22 | 18:07:46 | ME   | 531B  | S26    | 00:04:05                       | 00:26:03  | 1        |
|            |          |          |      |       | 994    |                                |           |          |
|            |          |          |      |       |        | =====                          | =====     | =====    |
|            |          |          |      |       |        | 00:05:13                       | 00:31:30  | 8        |

8 records listed

REDINGTON SHORES EMERGENCY MEDICAL RESPONSES  
 DATES 12/01/22 THROUGH 12/31/22

| DSTATS.... | DATE.... | TIME.... | CODE | GRID. | TRUCKS   | RESP<br>EXCLUDING<br>UNITS.... | INVOLVED. | COUNT... |
|------------|----------|----------|------|-------|----------|--------------------------------|-----------|----------|
| 2197192    | 12/01/22 | 00:33:53 | ME   | 531B  | S26      | 00:04:46                       | 00:27:36  | 1        |
|            |          |          |      |       | 476      |                                |           |          |
| 2197440    | 12/01/22 | 12:37:06 | ME   | 547B  | T25      | 00:05:30                       | 00:18:27  | 1        |
|            |          |          |      |       | PD4      |                                |           |          |
|            |          |          |      |       | 351      |                                |           |          |
| 2200736    | 12/07/22 | 07:35:33 | ME   | 547B  | S26      | 00:02:57                       | 00:15:29  | 1        |
|            |          |          |      |       | 433      |                                |           |          |
|            |          |          |      |       | PD2      |                                |           |          |
| 2201140    | 12/07/22 | 19:36:28 | ME   | 531B  | S26      | 00:03:05                       | 00:24:30  | 1        |
|            |          |          |      |       | 839      |                                |           |          |
| 2201177    | 12/07/22 | 21:50:08 | ME   | 548A  | S26      | 00:04:51                       | 00:30:30  | 1        |
|            |          |          |      |       | 436      |                                |           |          |
|            |          |          |      |       | PD1      |                                |           |          |
| 2202061    | 12/09/22 | 13:41:11 | ME   | 531B  | S26      | 00:02:57                       | 00:34:38  | 1        |
|            |          |          |      |       | 440      |                                |           |          |
| 2202538    | 12/10/22 | 10:33:59 | ME   | 531B  | S26      | 00:03:16                       | 00:20:42  | 1        |
|            |          |          |      |       | 459      |                                |           |          |
| 2203398    | 12/11/22 | 21:02:04 | ME   | 548A  | S26      | 00:06:10                       | 00:29:22  | 1        |
|            |          |          |      |       | 434      |                                |           |          |
| 2204406    | 12/13/22 | 17:25:15 | ME   | 531B  | S26      | 00:03:14                       | 00:33:45  | 1        |
|            |          |          |      |       | 374      |                                |           |          |
| 2205936    | 12/16/22 | 08:38:34 | ME   | 531B  | S26      | 00:04:57                       | 01:25:30  | 1        |
|            |          |          |      |       | 351      |                                |           |          |
|            |          |          |      |       | 473      |                                |           |          |
| 2206549    | 12/17/22 | 11:00:15 | ME   | 531B  | S26      | 00:04:39                       | 00:25:43  | 1        |
|            |          |          |      |       | 355      |                                |           |          |
|            |          |          |      |       | D27      |                                |           |          |
| 2208171    | 12/20/22 | 06:48:35 | ME   | 547B  | S26      | 00:03:51                       | 00:31:28  | 1        |
|            |          |          |      |       | 442      |                                |           |          |
| 2209522    | 12/22/22 | 13:01:07 | ME   | 548A  | S26      | 00:05:42                       | 00:21:59  | 1        |
|            |          |          |      |       | 985      |                                |           |          |
| 2211693    | 12/26/22 | 05:32:42 | ME   | 531B  | S26      | 00:04:02                       | 00:39:42  | 1        |
|            |          |          |      |       | 426      |                                |           |          |
| 2211907    | 12/26/22 | 13:22:32 | ME   | 531B  | S26      | 00:01:18                       | 00:30:04  | 1        |
|            |          |          |      |       | 990      |                                |           |          |
| 2212400    | 12/27/22 | 11:01:44 | ME   | 547B  | S26      | 00:03:50                       | 00:42:53  | 1        |
|            |          |          |      |       | 984      |                                |           |          |
|            |          |          |      |       | 989      |                                |           |          |
| 2213286    | 12/28/22 | 18:56:54 | ME   | 531B  | S26      | 00:03:07                       | 00:34:11  | 1        |
|            |          |          |      |       | 474      |                                |           |          |
| 2213646    | 12/29/22 | 12:07:19 | ME   | 548A  | S26      | 00:06:18                       | 00:23:07  | 1        |
|            |          |          |      |       | 986      |                                |           |          |
| 2214551    | 12/30/22 | 20:48:00 | ME   | 547B  | S26      | 00:04:26                       | 00:47:02  | 1        |
|            |          |          |      |       | 936      |                                |           |          |
|            |          |          |      |       | =====    | =====                          | =====     |          |
|            |          |          |      |       | 00:04:09 | 00:32:27                       |           | 19       |

19 records listed