



Fiscal Year 2023 - 2024
Operating and Capital Budget
October 1, 2023

FINAL APPROVED BUDGET

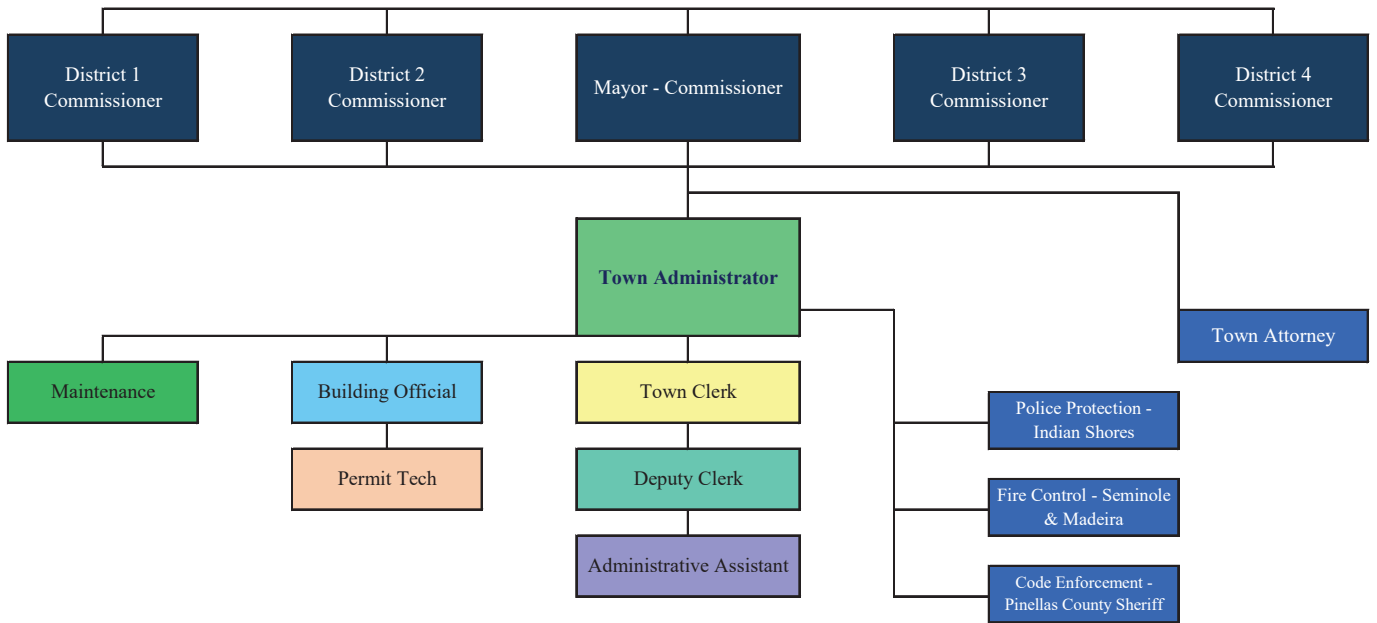


Table of Contents

Organizational Chart	1
Budget Message & Highlights	2
Millage Rate Analysis	4
Budget Summary	6
General Fund	7
Capital Improvement Fund	12
Sewer Fund	13
Anticipated Capital Projects	14



Organizational Chart





October 1, 2023

Mayor, Board of Commissioners, and Residents,

The enclosed budget document serves as an overview of the fiscal year 2023 - 2024 operational and capital plan for the Town of Redington Shores. The intent of this year's budget is to further the Town's progress in improving processes in Town operations while maintaining fiscal responsibility.

In the upcoming year, we have several projects planned that are aimed at improving the experience of residents and visitors in Town. Some of the projects include the rectification of issues resulting from significant deferred maintenance of our wastewater infrastructure, repairs and upgrades to our stormwater system, undergrounding of utilities on the West side of Gulf Boulevard (which is a continuation of the work completed on the East side) park improvements, and purchasing the necessary equipment to continue providing services in our beautiful Town.

The Town extends gratitude to the Town Commission, staff, and members of the community that have aided in the formulation of this budget. The following pages detail the methodology used to compile this annual budget and provide an outline of the anticipated revenues and expenditures required to achieve the goals set forth by the Commission to serve our residents, businesses, and visitors.

Sincerely,

A handwritten signature in black ink, which appears to read "Michael S. McGlothlin".

Michael McGlothlin, Town Administrator

Budgetary Highlights



The City's fiscal year 2024 budget totals \$9,268,240 for all funds. This amount is comprised of \$4,258,625 in the General Fund, \$2,508,915 in the Capital Improvement Fund, and \$2,500,700 in the Sewer Fund.



The Town continues to strive for transparency by evaluating the Town's operational departments to provide a clearer picture of spending patterns and needs.



The capital budget and strategic plan are being restructured to allow the accumulation of reserve accounts for various projects and provide a more comprehensive accounting of capital needs with a focus on strategic planning.



The budgeted Ad Valorem revenue of \$1,744,375 is based on the existing millage rate, which remains unchanged from the previous year.



The proposed budget includes funding a 5% cost of living increase for staff and availability of 2% merit increases on their anniversary date.

**Town of Redington Shores
Evaluation of Millage Rate
Fiscal Year 2023 - 2024**

Calculations Based on Gross Taxable Value: \$1,075,436,960

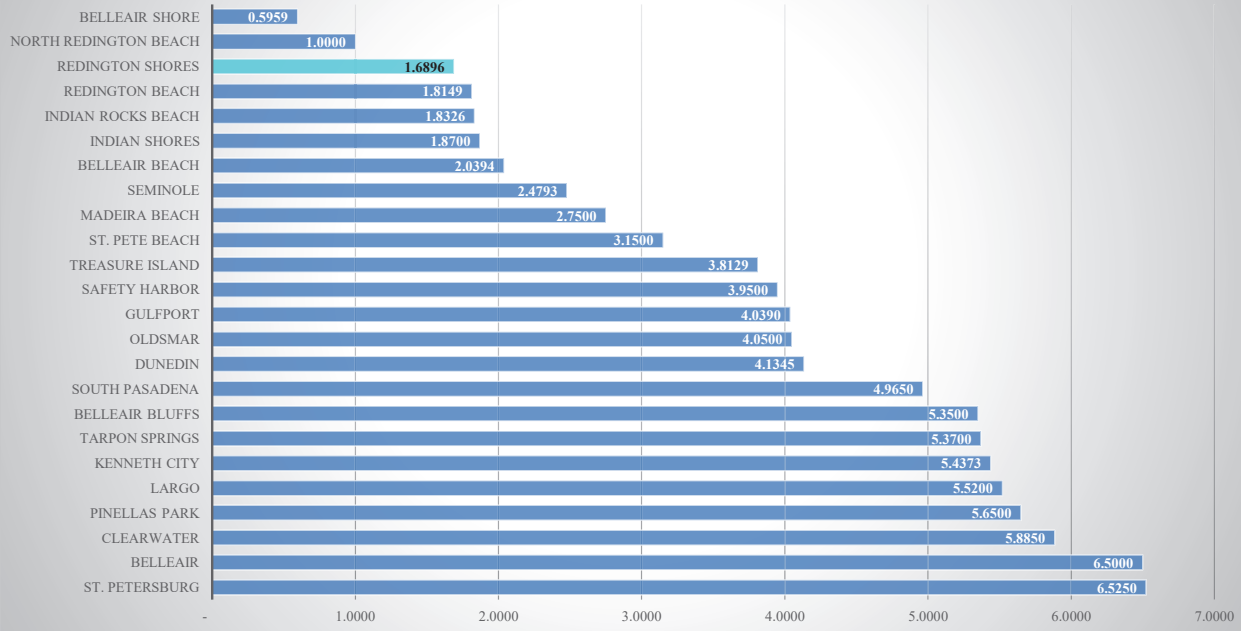
	2023 - 2024 Millage Rates	Ad Valorem Revenue Generated	Estimated Collection Rate: 96%
Rolled-Back Rate	1.6854	1,812,541	1,740,040
Existing Rate	1.6896	1,817,058	1,744,375
Majority Vote Required	1.7333	1,864,055	1,789,490
2/3 Vote Required	1.9066	2,050,428	1,968,410

Trend Analysis of Taxable Value:

Fiscal Year	Taxable Value	Dollar Amount Change	Percentage Change
2019 - 2020	726,332,997	15,943,082	2.24%
2020 - 2021	777,578,567	51,245,570	7.06%
2021 - 2022	846,993,022	69,414,455	8.93%
2022 - 2023	953,544,975	106,551,953	12.58%
2023 - 2024	* 1,075,436,960	121,891,985	12.78%

* Taxable value per 2023 tax estimates - 7/1/23

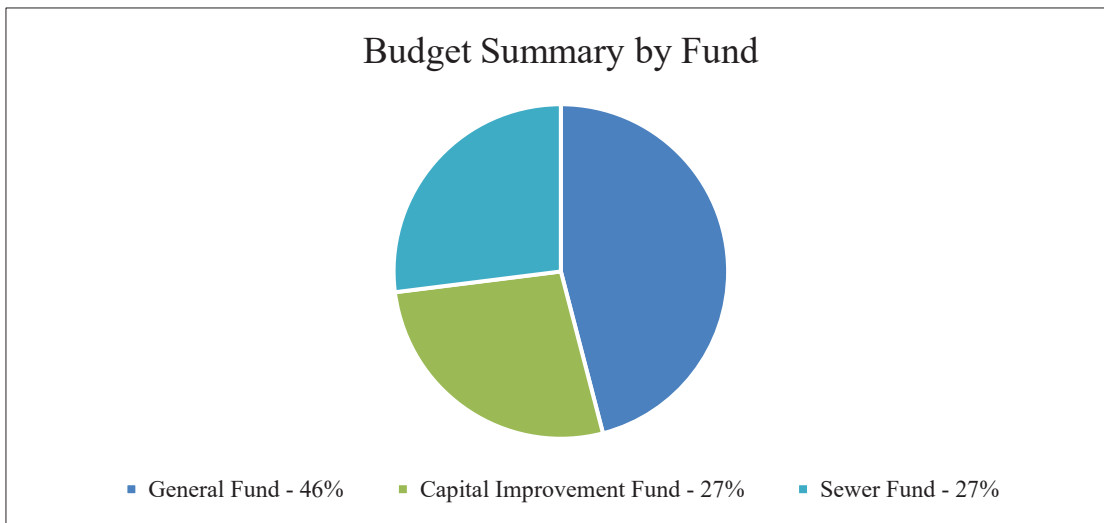
Municipalities in Pinellas County 2022 - 2023 Millage Rates Levied for 2022 Taxes



* Mills per \$1,000 in taxable value



General Fund	Capital Improvement Fund	Sewer Fund
4,258,625	2,508,915	2,500,700





BUDGET SUMMARY - ALL FUNDS

	General Fund	Capital Improvement Fund	Sewer Fund
Utilization of Prior Year Reserves	817,715	2,077,415	829,950
Intergovernmental	367,760	320,000	-
Other - Charges for Services, Rentals, Fines	442,725	43,500	986,750
Investment Earnings	199,000	68,000	34,000
Inter-Fund Transfers	-	-	650,000
Ad Valorem Taxes	1,744,375	-	-
Building Department	287,050	-	-
Franchise Fees	248,000	-	-
Parking Fees	140,000	-	-
Business Taxes	12,000	-	-
TOTAL REVENUE	4,258,625	2,508,915	2,500,700
Capital Improvement Fund	-	2,508,915	-
Sewer Fund	-	-	2,500,700
Inter-Fund Transfers	650,000	-	-
Legislative	109,315	-	-
Administration	618,675	-	-
Comprehensive Planning	41,875	-	-
Other General Government	362,600	-	-
Law Enforcement	591,995	-	-
Fire Control	275,815	-	-
Building & Inspections	426,460	-	-
Emergency & Disaster Relief	10,000	-	-
Garbage & Solid Waste	429,300	-	-
Physical Environment / Maintenance	251,175	-	-
Road & Street Facilities	95,650	-	-
Library	52,215	-	-
Parks and Recreation	302,050	-	-
Culture & Recreation	41,500	-	-
TOTAL EXPENDITURES	4,258,625	2,508,915	2,500,700



GENERAL FUND

	Fiscal Year 2023 - 2024 Proposed Budget	Fiscal Year 2022 - 2023 Proposed Budget	Fiscal Year 2021- 2022 Actual
General Fund Revenue			
431.100 Ad Valorem Taxes	1,744,375	1,562,040	1,381,438
431.235 Communication Service Tax	84,000	77,000	82,236
431.240 Local Option Gas Tax	28,000	25,000	28,263
431.310 Electric Franchise Fee	240,000	222,000	242,784
431.330 Gas Franchise Fee	8,000	8,000	8,728
431.900 Property Transfer Records Search	2,200	3,050	2,675
432.110 Annual Business Tax Receipts	12,000	12,000	12,280
432.200 Building Permit Fees	180,000	162,580	204,507
432.210 Plan Review Fees	40,000	48,100	45,874
432.220 Fire Safety	500	575	700
432.230 Electrical Fees and Refunds	24,500	24,735	27,725
432.240 Plumbing Fees and Refunds	16,000	18,550	19,102
432.250 Mechanical Fees And Refunds	16,000	18,935	18,151
432.280 Impact Fees / Sewer Tap-In Fees	2,000	-	2,400
432.290 DBPR Surcharges	550	240	632
432.990 Zoning / Board of Adjustment Fees	7,500	7,500	10,000
433.490 State Grants	-	-	13,801
433.512 State Revenue Sharing	70,630	57,500	73,992
433.515 Alcoholic Beverage Licenses	2,400	2,400	2,814
433.518 1/2 Cent Sales Tax Revenue Sharing	182,730	160,000	177,128
433.519 County Parking Meter Revenue	110,000	103,000	140,347
433.520 Town Parking Meter Revenue	30,000	32,000	40,741
434.341 Garbage And Trash	426,000	387,800	399,003
434.344 Credit Card Fees	4,000	-	530
434.900 Supervisor of Elections	200	200	243
435.110 Court Fines	500	-	641
435.115 Parking Fines	1,500	1,500	2,616
435.130 Police Education	25	100	52
436.120 General Interest	199,000	7,940	54,908
436.200 Sale of Promotional Items	2,000	-	-
436.210 Town Hall & Park Rentals	6,300	7,600	6,312
436.900 Miscellaneous Income	-	-	8,294
438.210 Transfers From Sewer Fund	-	40,000	50,000
477.005 Utilization of Prior Year Reserves	817,715	233,060	-
TOTAL REVENUE	4,258,625	3,223,405	3,058,917

GENERAL FUND

		Fiscal Year 2023 - 2024 Proposed Budget	Fiscal Year 2022 - 2023 Proposed Budget	Fiscal Year 2021- 2022 Actual
General Fund Expenditures				
<u>LEGISLATIVE</u>				
511-511.000	Executive Salaries	40,800	40,800	40,150
511-521.000	Social Security Taxes	2,530	2,530	2,489
511-521.100	Medicare Taxes	595	595	582
511-522.000	Retirement Contributions	18,315	5,500	14,339
511-523.000	Health Insurance	43,200	41,500	37,086
511-523.100	Life Insurance	600	600	-
511-524.000	Workers Compensation Insurance	275	250	-
511-540.000	Travel and Training	1,500	7,500	-
511-554.000	Dues and Subscriptions	1,500	1,500	-
	Total Legislative	109,315	100,775	94,647
<u>ADMINISTRATION</u>				
512-512.000	Regular Salaries And Wages	307,250	308,100	270,826
512-515.000	Overtime Pay	1,220	-	-
512-521.000	Social Security Taxes	19,050	19,100	16,710
512-521.100	Medicare Taxes	4,455	4,465	3,908
512-522.000	Retirement Contributions	68,000	36,000	27,434
512-523.000	Health Insurance	35,600	42,500	37,808
512-523.100	Life Insurance	600	600	-
512-524.000	Workers Compensation Insurance	500	550	680
512-540.000	Travel and Training	7,500	7,500	-
512-554.000	Dues and Subscriptions	4,500	4,500	-
513-531.100	Attorney Fees	65,000	85,000	84,224
513-532.000	Accounting and Auditing	75,000	27,000	43,750
513-533.000	Other Accounting	30,000	50,000	49,750
513-568.000	Computer Equipment - Capital Outlay	-	18,000	-
	Total Administration	618,675	603,315	535,091
<u>COMPREHENSIVE PLANNING</u>				
515-531.200	Engineering Fees	20,000	20,000	-
515-534.100	Planning & Zoning / Board of Adjustment	12,000	-	-
515-534.150	Special Magistrate	9,875	9,300	11,265
	Total Comprehensive Planning	41,875	29,300	11,265
<u>OTHER GENERAL GOVERNMENT</u>				
519-534.000	Other Contractual Services	19,000	18,000	18,763
519-534.200	Janitor Services	4,800	-	1,370
519-534.300	Election Expenses	5,000	5,000	4,757
519-534.400	Advertising	4,500	4,500	235
519-534.500	General Code	10,000	10,000	7,371
519-534.600	Records Retention	10,000	12,000	2,996
519-540.000	Travel and Per Diem	-	-	5,224
519-541.000	Communications	12,000	7,000	7,223
519-541.100	Postage	3,000	3,500	2,438
519-543.000	Utility Services	40,000	24,750	30,365
519-545.000	Insurance	95,000	75,000	71,706
519-546.000	Repair & Maintenance - Services	11,000	-	10,662

GENERAL FUND

		Fiscal Year 2023 - 2024 Proposed Budget	Fiscal Year 2022 - 2023 Proposed Budget	Fiscal Year 2021- 2022 Actual
519-546.100	Repair & Maintenance - Town Hall	11,000	20,000	10,440
519-547.000	Printing and Binding	1,800	1,500	1,877
519-549.100	Miscellaneous Expenses	-	-	8,120
519-549.400	Bank and Merchant Fees	4,000	-	-
519-551.000	Office Supplies	5,000	4,600	4,618
519-552.000	Operating Supplies	15,000	4,600	40,692
519-552.100	Fuel	-	-	8,406
519-554.000	Dues & Subscriptions	2,000	-	4,375
519-564.100	County Parking Meters Expenses	32,000	37,995	31,756
519-564.110	Town Parking Meter Expenses	9,700	9,850	9,634
519-564.301	Technology Maintenance	17,800	23,000	-
519-562.000	Improvements - Capital Outlay	50,000	83,300	-
519-564.000	Machinery and Equipment - Capital Outlay	-	-	700
519-564.200	Office Furniture - Capital Outlay	-	-	2,490
519-564.300	Technology - Capital Outlay	-	-	10,878
	Total Other General Government	362,600	344,595	297,099
<u>LAW ENFORCEMENT</u>				
521-534.700	Police Protection	591,970	543,480	515,317
521-534.750	Police Education	25	250	42
	Total Law Enforcement	591,995	543,730	515,359
<u>FIRE CONTROL</u>				
522-534.800	Fire Control	275,815	262,680	250,169
	Total Fire Control	275,815	262,680	250,169
<u>BUILDING & INSPECTIONS</u>				
524-512.000	Regular Salaries And Wages	245,000	170,000	131,916
524-515.000	Special Pay	520	-	-
524-521.000	Social Security Taxes	15,225	10,540	8,179
524-521.100	Medicare Taxes	3,560	2,465	1,913
524-522.000	Retirement Contributions	33,245	20,245	8,090
524-523.000	Health Insurance	16,620	27,500	11,226
524-523.100	Life Insurance	400	400	-
524-524.000	Workers Compensation Insurance	100	3,000	4,579
524-524.310	Code Enforcement	34,740	17,500	23,257
524-531.100	Attorney Fees - Code	10,000	10,000	333
524-534.000	Other Contractual Services	5,000	3,500	16,541
524-535.000	Operating Expenses	6,200	8,000	22,689
524-540.000	Travel and Training	2,500	5,000	-
524-547.000	Printing & Binding	1,500	1,080	718
524-552.000	Safety Equipment	350	350	-
524-554.000	Dues and Subscriptions	1,500	1,500	1,100
524-564.000	Machinery and Equipment - Capital Outlay	50,000	35,000	-
524-564.300	Technology - Capital Outlay	-	11,000	-
	Total Building & Inspections	426,460	327,080	230,541
<u>EMERGENCY & DISASTER RELIEF</u>				
525-549.200	Emergency Management	10,000	10,000	19,301
525-564.000	Machinery and Equipment	-	-	39,431
	Total Emergency & Disaster Relief	10,000	10,000	58,732

GENERAL FUND

		Fiscal Year 2023 - 2024 Proposed Budget	Fiscal Year 2022 - 2023 Proposed Budget	Fiscal Year 2021- 2022 Actual
<u>GARBAGE & SOLID WASTE CONTROL</u>				
534-534.900	Garbage and Trash	426,000	419,075	401,054
534-549.300	County Billing Collection Fees	3,300	6,500	3,113
	Total Garbage & Solid Waste	429,300	425,575	404,166
<u>PHYSICAL ENVIRONMENT / MAINTENANCE</u>				
539-512.000	Regular Salaries and Wages	125,000	131,935	94,940
539-514.000	Overtime	8,750	-	-
539-521.000	Social Security Taxes	8,295	8,180	5,886
539-521.100	Medicare Taxes	1,945	1,915	1,377
539-522.000	Retirement Contributions	18,150	15,715	3,500
539-523.000	Health Insurance	16,020	19,500	15,990
539-523.100	Life Insurance	400	600	-
539-524.000	Workers Compensation Insurance	11,815	11,005	6,032
539-540.000	Travel and Training	3,000	4,000	-
539-552.000	Operating Supplies	10,000	-	-
539-552.100	Fuel	6,800	5,000	-
539-554.000	Dues and Subscriptions	1,000	1,000	-
539-564.000	Machinery and Equipment - Capital Outlay	40,000	35,000	-
	Total Physical Environment / Maintenance	251,175	233,850	127,725
<u>ROAD & STREET FACILITIES</u>				
541-543.100	Street Lighting	85,650	83,005	75,924
541-552.200	Street Maintenance & Repair	10,000	10,000	885
	Total Road & Street Facilities	95,650	93,005	76,809
<u>LIBRARY</u>				
571-534.850	Public Library	52,215	39,000	37,516
	Total Library	52,215	39,000	37,516
<u>PARKS</u>				
572-546.200	Parks General Maintenance	59,050	45,000	42,111
572-562.000	Park Improvements	243,000	113,000	-
572-564.000	Machinery and Equipment	-	-	7,925
	Total Parks and Recreation	302,050	158,000	50,036
<u>CULTURE & RECREATION</u>				
579-548.100	Special Events	15,000	15,000	5,997
579-548.200	Holiday Expenditures	25,000	35,000	15,945
579-583.000	Civic / Youth Donations	1,500	2,500	1,701
	Total Culture & Recreation	41,500	52,500	23,644
TOTAL EXPENDITURES		3,608,625	3,223,405	2,712,799
<u>TRANSFERS TO OTHER FUNDS</u>				
519-581.400	Transfer to Sewer Fund	650,000	-	-
	Total Transfers to Other Funds	650,000	-	-
INCREASE (DECREASE) IN NET POSITION		-	-	346,118



CAPITAL IMPROVEMENT FUND

	Fiscal Year 2023 - 2024 Proposed Budget	Fiscal Year 2022 - 2023 Proposed Budget	Fiscal Year 2021- 2022 Actual
<u>Capital Improvement Fund Revenue</u>			
431.230 One Cent Sales Tax	320,000	295,000	323,391
432.260 Land Dedication Units	-	-	115,500
432.270 Multimodal Impact Fees	-	-	9,881
434.392 Stormwater User Fee	43,500	43,000	44,306
436.120 General Interest	68,000	5,000	19,565
477.005 Utilization of Prior Year Reserves	2,077,415	1,745,300	-
TOTAL REVENUE	2,508,915	2,088,300	512,643
<u>Capital Improvement Fund Expenditures</u>			
NON DEPARTMENTAL			
519-551.531 NPDES / Engineering	20,000	30,000	18,056
519-551.533 NPDES Annual Report	4,300	-	4,078
519-551.534 NPDES 20 Year Study	-	-	3,523
519-531.200 Grant Writing	-	25,000	-
519-549.100 Miscellaneous Expense	-	-	2,209
519-563.000 Improvements - Capital Outlay	1,661,000	1,158,000	-
519-563.106 Town Hall Improvements - Capital Outlay	-	-	23,661
538-531.000 Stormwater Plan Annual Filing	-	25,000	-
538-546.000 Grate Markers	-	1,500	-
538-563.000 Stormwater System - Capital Outlay	540,000	541,000	-
519-571.000 Debt Payment - Principal	256,410	256,410	256,410
519-572.000 Debt Payment - Interest	27,205	51,390	51,154
Total Other General Government	2,508,915	2,088,300	359,090
TOTAL EXPENDITURES	2,508,915	2,088,300	359,090
INCREASE (DECREASE) IN NET POSITION	-	-	153,553



SEWER FUND

	Fiscal Year 2023 - 2024 Proposed Budget	Fiscal Year 2022 - 2023 Proposed Budget	Fiscal Year 2021- 2022 Actual
<u>Sewer Fund Revenue</u>			
434.351 Sewer Service	986,750	967,402	1,021,865
436.110 Interest	34,000	1,700	9,623
334.350 ARPA - SLFRF Funding	-	1,148,458	-
438.220 Transfers From General Fund	650,000	-	-
477.005 Utilization of Prior Year Reserves	829,950	478,110	-
	2,500,700	2,595,670	1,031,488
TOTAL REVENUE	2,500,700	2,595,670	1,031,488
<u>Sewer Fund Expenses</u>			
NON DEPARTMENTAL			
519-531.200 Grant Writing	-	25,000	-
519-541.000 Communications	3,500	3,350	3,868
519-543.000 Utility Services	90,000	95,430	84,947
519-546.000 Repairs and Maintenance	125,000	90,280	25,823
519-549.100 Bank Fees	1,250	1,175	1,165
519-549.300 County Billing Collection Fees	3,250	2,975	1,984
519-552.100 Fuel	-	-	1,599
519-563.000 Improvements - Capital Outlay	1,442,700	1,675,400	-
519-564.005 Major Rehab - Capital Projects	-	-	315,466
519-590.000 Depreciation	55,000	-	53,773
Total Non-Departmental	1,720,700	1,893,610	488,624
SEWER SERVICES			
535-534.950 County Sewer Treatment Costs	780,000	662,060	804,101
Total Sewer Services	780,000	662,060	804,101
TOTAL EXPENDITURES	2,500,700	2,555,670	1,292,725
<u>TRANSFERS TO OTHER FUNDS</u>			
519-591.000 Transfer to General Fund	-	40,000	50,000
Total Transfers to Other Funds	-	40,000	50,000
TOTAL EXPENDITURES, TRANSFERS	2,500,700	2,595,670	1,342,725
INCREASE (DECREASE) IN NET POSITION	-	-	(311,237)

Reconciliation to audited financial statements:

Capitalized Projects	315,466
Change in Net Position	4,229



ANTICIPATED CAPITAL PROJECTS

Fund	Account	Account Description	Project Description	FY 2023 Budget
General Fund				
	519-562.000	Improvements - Capital Outlay	Town Hall Air Conditioning Unit 3	15,000
			Town Hall Parking Lot Resurfacing	25,000
			Fence at Beach Access Lot	10,000
				<u>50,000</u>
	524-564.000	Machinery and Equipment - Capital Outlay	Building Department Vehicle	50,000
	539-564.000	Machinery and Equipment - Capital Outlay	Maintenance Vehicle	40,000
	572-562.000	Park Improvements	Pit Transformation into Storage Area	5,000
			Spitzer Park Sun Shade	8,000
			Park Refresh Planning	10,000
			Del Bello Park Exercise Equipment	20,000
			Beach Access Walkovers (1 @ \$30,000)	30,000
			Constitution Park Parking	30,000
			Constitution Park BB and Tennis Courts	140,000
				<u>243,000</u>
Capital Projects Fund				
	519-563.000	Improvements - Capital Outlay	175th Avenue - Milling	34,000
			175th Avenue - Surfacing	30,000
			West Side Gulf Blvd. Undergrounding	1,597,000
				<u>1,661,000</u>
	538-563.000	Stormwater System - Capital Outlay	Jet Cleaning / Video	165,000
			Stormwater Laterals - Point Repairs	150,000
			Stormwater Master Plan	225,000
				<u>540,000</u>
Sewer Fund				
	519-563.000	Improvements - Capital Outlay	315 Laterals - Upgrade to 6"	1,100,000
			130 Manhole Repairs	342,700
				<u>1,442,700</u>

