



**BOARD OF COMMISSIONERS  
TOWN OF REDINGTON SHORES  
REGULAR MEETING  
WEDNESDAY, JULY 10, 2024 - 6:00 P.M.  
AGENDA**

**A. CALL TO ORDER**

**B. PLEDGE OF ALLEGIANCE**

**C. ROLL CALL**

**D. CONSENT AGENDA**

1. MINUTES – Approval of: Regular Meeting – June 12, 2024 and Workshop Meeting — June 26, 2024

**E. APPEARANCES AND PRESENTATIONS**

1. Chief Clint Belk, Madeira Beach Fire Rescue Update
2. Chief Bill Schobel, Seminole Fire Rescue Update
3. Chief Rick Swan, Indian Shores PD Update
4. Doris Heitzman, Florida Friendly Landscaping
5. Parks & Recreation Advisory Committee, Comprehensive Beach Information Sign

**F. OLD BUSINESS**

1. Resolution 07-2024 Requesting the Establishment of a Bird Sanctuary Within the Jurisdictional Boundaries.

**G. NEW BUSINESS**

1. Approval of the Annual Comprehensive Financial Report – for the year ended September 30, 2023.
2. Approval of the Gulf Beaches Library Service Contract – October 1, 2024 through September 30, 2025.

**H. COMMISSION REPORTS**

1. Mayor Hendrickson
2. Vice Mayor Commissioner Licata, District 4
3. Commissioner Schoos, District 3
4. Commissioner Hoyt, District 2
5. Commissioner Kapper, District 1
6. Town Attorney
7. Town Administrator
8. Building Department
9. Public Works Department

**I. MISCELLANEOUS**

Workshop Meeting- Wednesday, July 31, 2024 – 6:00 P.M.  
Regular Meeting- Wednesday, August 14, 2024 – 6:00 P.M.

**J. PUBLIC COMMENT (Items not previously discussed on this agenda.)**

**K. ADJOURNMENT**

Pursuant to Florida Statutes § 286.0105, if any person or entity decides to appeal any decision made on any matter considered at any meeting or hearing of any Redington Shores Board or Commission, he, she or it will need a record of the proceedings and, for such purpose, he, she or it may need to ensure that a verbatim record of the proceedings is made, which record includes the legal arguments, testimony, and evidence upon which the appeal is to be based.

# **ITEM D.1.**



**BOARD OF COMMISSIONERS  
TOWN OF REDINGTON SHORES  
REGULAR MEETING  
WEDNESDAY, JUNE 12, 2024 - 6:00 P.M.  
MINUTES**

A **Regular Meeting** of the Board of Commissioners of the Town of Redington Shores, Florida was convened at 6:00 p.m.

**Members Present:** Mayor Commissioner Lisa Hendrickson, Vice Mayor Commissioner Joe Licata (via Zoom), Commissioner CJ Hoyt, Commissioner Tom Kapper, Commissioner Erin Schoos

**Members Absent:** none

**Other Municipal Officials Present:** Town Administrator Mike McGlothlin, Town Attorney Daigneault, Town Clerk Margaret Carey, Fire Chief Clint Belk (Madeira Beach), and Fire Chief Bill Schobel (Seminole)

- 1. ROLL CALL BY THE TOWN CLERK**
- 2. CONSENT AGENDA**

Items on the consent agenda are of a routine nature or have been previously studied by the Board of Commissioners at a workshop meeting. They are intended to be acted upon in one motion.

Consent Agenda items included approval of the following meeting minutes: Regular Meeting – May 8, 2024 and Workshop Meeting – May 29, 2024.

Commissioner Kapper motioned to approve the Consent Agenda, seconded by Commissioner Hoyt. Vote taken: All yay.

- 3. APPEARANCES AND PRESENTATIONS**

- a. Chief Clint Belk, Madeira Beach Fire Rescue – provided a general update. Also mentioned Madeira Beach is considering lifeguards at the beach.
- b. Chief Swan, Indian Shores Police Department – provided a general update. Also mentioned that 4<sup>th</sup> of July preparation is underway. New message and speed boards have been deployed.
- c. Chief Bill Schobel, Seminole Fire Rescue – provided a general update. Also mentioned they have received many heat-related calls and reminded about fireworks safety.

- 4. OLD BUSINESS – None.**

- 5. NEW BUSINESS**

- a. **APPROVAL OF TOWN POLICY, GOALS, AND OBJECTIVES**

Administrator McGlothlin explained that all edits are complete and the document is ready for approval and to be included with the annual budget document.

Public Comment: K. Herig, 17609 1<sup>st</sup> Street E, spoke about Florida-friendly landscape and sidewalks.

Commission Discussion: Commissioner Hoyt spoke about Florida-friendly landscape.

Commissioner Kapper moved to approve the Town Policy, Goals, and Objectives, seconded by Mayor Commissioner Hendrickson. Vote taken: All yay 5 to 0.

- b. **APPLICATION RECEIVED FOR PLANNING & ZONING BOARD**

Amy Baker applied for the Planning & Zoning Alternate #2 Board member position. Ms. Baker

introduced herself to the Commissioners.

Vice Mayor Commissioner Licata moved to approve the appointment of Amy Baker to the Alternate #2 position of the Planning & Zoning Board, seconded by Commissioner Kapper. Vote taken: All yay 5 to 0.

**c. RES 09-2024 UPDATE TO THE POLICY AND PROCEDURES MANUAL FOR THE REDINGTON SHORES BOARD OF COMMISSIOERS AND TOWN OFFICIALS**

Administrator McGlothlin presented the updated document and resolution, which was prepared by the Town Attorney. The update provides for a deadline of Wednesday at noon for Commissioner-submitted items for the upcoming agenda.

Commissioner Kapper moved to approve Resolution 09-2024, seconded by Commissioner Hoyt. Vote taken: All yay 5 to 0.

**6. MISCELLANEOUS**

Workshop Meeting – Wednesday, June 26, 2024 – 6:00P.M.

Regular Meeting – Wednesday, July 10, 2024 – 6:00P.M.

**7. COMMISSION REPORTS**

**a. Mayor Commissioner Hendrickson**

Received a comment suggesting the town use decorative trash containers.

Newsletter content due July 5.

The Mayor is involved with beach renourishment advocacy activities and focusing on keeping eBikes off the beach.

Asked Clerk Carey to Introduce the town’s summer interns, Shaniyah Campbell and Adam Delisle, and thanked them for attending the meeting. Ryan Henderson completed his internship already.

**b. Vice Mayor Commissioner Licata, District 4**

Administrator McGlothlin and Deputy Doherty are doing a great job following up with boats who overstay at the bay.

**c. Commissioner Kapper District 1**

There is a lot of speeding on 175<sup>th</sup> Avenue. Would be helpful to install a speed table. Please add topic to the next workshop agenda.

Charter Review Committee did a great job.

The grass in the parks and medians is looking great.

**d. Commissioner Hoyt District 2**

Thank you to Connie Mowrey for organizing the Clerk’s luncheon. The Public Works luncheon was great as well.

Attended a Flood Workshop, presented by the BIG-C to give homeowners information about protecting their homes from flood.

Nature Park celebration was well-received. Thank you to staff and PAR committee members. Doris Heitzman visited the park and commends our town for our initiatives. Doris would like to speak at a future meeting.

Looked into wildlife lighting and there is potential grant money available to retrofit lights on existing posts.

175<sup>th</sup> Avenue has a lot of potholes.

Are we still working with planner Luis Serna? Administrator McGlothlin said we are still looking for options. Commissioner Hoyt asked to be updated as soon as possible.

**e. Commissioner Schoos District 3**

The Nature Park event was very nice. Great turnout and the park looks great.

Met with the new CEO of Creative Pinellas to discuss possible projects. They discussed creative

signage for the Bird Sanctuary initiative and also a crosswalk painting.  
 Received good feedback from the Mayor's Morning Brew event.  
 Thank you to Mayor Hendrickson for your work on beach renourishment.

**f. Town Attorney**

There was an injunction filed on the Form 6 requirement. We are following this for additional updates.

**g. Town Administrator McGlothlin**

The town sponsored a blood drive on June 11 and 5 donations were collected. Thank you to Clerk Carey.

Building Department update: 48 permits, revenue \$42,224.69.

Code enforcement cases: 57

Financial Report – included with packet. How often do you want to receive the report? Commissioners discussed and decided to receive the report on a quarterly basis.

**h. Public Works Department – Administrator McGlothlin provided the report.**

Can we add the POW flag to all 4 flag locations? Yes.

Commissioner Kapper asked where is our sign, "we support the troops"? It used to hang outside of town hall. Administrator McGlothlin will find or replace it.

**8. PUBLIC COMMENT**

NAME	ADDRESS	
Christy Herig	17609 1 <sup>st</sup> Street E	Mayor's Morning Brew, financial reports, dead palm, GoGov, In favor of speed tables.
Jennie Blackburn	17717 Gulf Blvd.	Asked for clarification of procedure for public comment. Supposed to be directed at Chair – not staff.
Loretta Fricks	235 176 <sup>th</sup> Ave. E	Trash can topic already discussed with Town Administrator.
Maria Palena	201 175 <sup>th</sup> Ave. E	Didn't see "weeding" on Public Works update. Kiosks for public information with Creative Pinellas.

**9. ADJOURNMENT**

There being no further business before the Board, the meeting adjourned at 6:56 pm.

Respectfully submitted,

---

Margaret Carey  
 Town Clerk

---

Date Approved by Board of Commissioners



**BOARD OF COMMISSIONERS  
TOWN OF REDINGTON SHORES  
WORKSHOP MEETING  
WEDNESDAY, JUNE 26, 2024 - 6:00 P.M.  
MINUTES**

A **Workshop Meeting** of the Board of Commissioners of the Town of Redington Shores, Florida was convened at 6:00 p.m.

**Members Present:** Mayor Commissioner Lisa Hendrickson, Vice Mayor Commissioner Joe Licata, Commissioner CJ Hoyt, Commissioner Tom Kapper, and Commissioner Erin Schoos

**Members Absent:**

**Other Municipal Officials Present:** Mike McGlothlin, Town Administrator; Robert Eschenfelder, Town Attorney, Mark Vasquez, Building Official; and Jolie Patterson, Deputy Town Clerk

**1. ROLL CALL BY THE TOWN CLERK**

**2. APPEARANCES AND PRESENTATIONS**

None

**3. OLD BUSINESS**

**a. BIRD SANCTUARY DISCUSSION**

Mayor Hendrickson introduced the item and reviewed public comment procedures. Administrator McGlothlin spoke on the item and explained that from the previous meeting, the sanctuary border has been cut in half; therefore, reducing signage costs. Administrator McGlothlin stated that 14 signs would need to be placed around the intercoastal side and 20 signs would need to be posted on the land side. Commissioner Kapper asked for the size of the signage. Administrator McGlothlin explained that size would depend as long as the signs are deemed visible. Mayor Hendrickson asked if we would be able to utilize existing poles. Administrator McGlothlin confirmed. Commissioner Hoyt asked about water signage. Administrator McGlothlin explained that the signs would be mounted on buoys. Commissioner Hoyt asked if the town would be able to phase in signs. Attorney Eschenfelder explained that it would not be a problem but it would depend on enforcement. Mayor Hendrickson discussed the resolution regarding the bird sanctuary stating that she was in favor of the "bird sanctuary, no hunting" language recommended by FWC. Mayor Hendrickson also spoke on enforcement regulations and asked for confirmation that the police would maintain reactive patrol rather than proactive. Attorney Eschenfelder confirmed and explained that with this resolution, FWC and Pinellas County Sheriff would also have enforcement jurisdiction. Commissioner Kapper stated that he has never had a complaint about hunting and that this issue should be handled by the county. Mayor Hendrickson explained that she feels that this issue should start at the local level before bringing it to the county. Commissioner Hoyt presented a PowerPoint presentation on the need for a bird sanctuary in Redington Shores. Commissioner Hoyt played a video segment from Bay News 9 entitled "St. Pete Residents Fed Up With Duck Hunting on Lake Maggiore" which addressed resident concerns about duck hunting in the middle of a densely populated city. <https://baynews9.com/fl/tampa/news/2024/01/26/duck-hunting-lake-maggiore->

Commissioner Hoyt referenced public comments that were received on the topic.

Dmitry Koronkevich	17700 1 <sup>st</sup> St. E. Redington Shores, FL 33708	In favor of the bird sanctuary
Melissa Edwards, Seaside Seabird Sanctuary	N/A	In favor of the bird sanctuary
Peter Stueckemann	106 Wall St. Redington Shores, FL 33708	In favor of the bird sanctuary
Stella Zervos	246 176 <sup>th</sup> Terrace Dr. E. Redington Shores, FL 33708	In favor of the bird sanctuary
Christy Herig	17609 1 <sup>st</sup> St. E. Redington Shores, FL 33078	In favor of the bird sanctuary

The Mayor then opened the floor to public comment.

Bennett Walling	17446 Wall Circle Redington Shores, FL 33708	Spoke against more signage in the town in relation to the bird sanctuary.
Robert Thatcher	248 176 <sup>th</sup> Terrace Dr. Redington Shores, FL 33708	In favor of a bird sanctuary in Redington Shores and spoke on his experience with hunters.
Ryan Keen	247 176 <sup>th</sup> Terrace Dr. Redington Shores, FL 33708	Spoke in favor of banning hunting in residential areas.
Jennie Blackburn	17717 Gulf Blvd. #202 Redington Shores, FL 33708	Clarified that swim buoys are only on the gulf side-not the bay side
Allen Dekanskie	317 176 <sup>th</sup> Ave. Circle Redington Shores, FL 33708	Encourages Pinellas County to take action on this issue.

Commissioner Hoyt asked for consensus to add this item to the next BOC agenda. Attorney Eschenfelder said that the issue of signage would be later in the process. Kapper spoke on signage. The Commission discussed.

The Commissioners discussed and developed the next steps.

1. Attorney to finalize Resolution and add this item to the next BOC agenda.

## **NEW BUSINESS**

Administrator McGlothlin asked to move the Audit presentation to the first item of New Business. Commission consensus. Mayor Hendrickson asked for consensus to move the speed table item to item 2.

### **a. AUDIT PRESENTATION**

Pete Schatzel, CPA with Wells, Houser & Schatzel, highlighted points from the 2023 Comprehensive report. Mr. Schatzel stated that the town has maintained a sound financial situation. Mr. Schatzel mentioned two building permits that LDU funds were not collected from in 2022 but stated after further review, no further permits had these errors and this is not an uncommon occurrence for small municipalities.

**b. SPEED TABLE**

Administrator McGlothlin introduced the item and gave background on the style of a speed table. Commissioner Kapper stated that these speed tables are found in Madeira Beach. Commissioner Kapper explained that he had noticed an excessive number of cars speeding in the neighborhood and many of the residents were concerned about their public safety. Commissioner Kapper estimated that the cost of a speed table would be approximately \$2,500 each and he recommends multiple in the area of concern. Vice Mayor Licata stated that he defers to the will of his constituents. Commissioner Hoyt explained that her constituents are not in favor of the speed tables and recommended increasing police presence in the neighborhood to alleviate the problem. Commissioner Hoyt referenced written comments submitted by her constituents.

Dmitry Koronkevich	17700 1 <sup>st</sup> St. E. Redington Shores, FL 33708	Opposed to speed tables
John Kenna	17606 Sterling Terr. Redington Shores, FL 33708	Opposed to speed tables
Stella Zervos	246 176 <sup>th</sup> Terrace Dr. E. Redington Shores, FL 33708	Understands the speeding concern but hopes to place ticketing cameras instead.
Christy Herig	17609 1 <sup>st</sup> St. E. Redington Shores, FL 33078	In favor of speed tables on 175 <sup>th</sup> , 1 <sup>st</sup> St. E, and north of 175 <sup>th</sup> .

Commissioner Kapper stated that the ISPD has been issuing tickets. Commissioner Hoyt asked for the ticket data for this area. Jeffrey Phillips, Indian Shores Police Department, stated that he could get the data for Commissioner Hoyt and reported that the speed trailer found the average speed in the neighborhood to be 20 mph. Commissioner Kapper stated that he has asked EMS if the speed tables would have an impact on response time and they have no opposition. Administrator McGlothlin asked if the ISPD could reposition the speed trailer to track the area of concern and highlighted the police department’s recommendation regarding speed tables. Mayor Hendrickson emphasized the Vice Mayor’s remarks and discussed a possible traffic calming policy enacted by the town.

The Mayor then opened the floor to public comment.

Robert Thatcher	248 176 <sup>th</sup> Terrace Dr. Redington Shores, FL 33708	Opposed to speed tables
Jennie Blackburn	17717 Gulf Blvd. #202 Redington Shores, FL 33708	Spoke in favor of speed tables and asked if more data could be collected before a decision is made. Also asked if google maps could be updated with the correct speed limit in the neighborhood.
Marie Palena	201 175 <sup>th</sup> Ave. E. Redington Shores, FL 33708	Opposed to speed tables and stated that curves and stop signs slow the traffic.
Ryan Keen	247 176 <sup>th</sup> Terrace Dr. Redington Shores, FL 33708	Spoke in favor of a traffic calming policy and asked if



		there was a more discrete way to collect traffic data.
--	--	--

Commissioner Kapper asked for this item to be tabled until further notice. Commission consensus to table the item.

**c. CROSSWALK ART AND BIRD SANCTUARY SIGNAGE**

Commissioner Schoos explained that she has received negative feedback regarding bird sanctuary signage. Commissioner Schoos met with Creative Pinellas and asked for assistance to create aesthetic signage. She explained that the organization was very receptive and pairs grant funding with local artists. Mayor Hendrickson asked if the artists could make signs in the shapes of birds. Commissioner Schoos confirmed and believed we would have flexibility with our signage designs. Schoos stated that Creative Pinellas has recently partnered with the City of Largo and created a decorative crosswalk. She asked the commission if they would be open to possibly painting a decorative crosswalk at Nature Park.

The Commissioners discussed and developed the next steps.

1. Commissioner Schoos to proceed with the project and coordinate with Administrator McGlothlin to schedule the project in conjunction with the new Nature Park sign.

**d. TOWN LOGO UPDATE**

Administrator McGlothlin introduced the item and gave background information on the topic. He discussed the options provided by the graphic designer and thanked Commissioner Schoos for her help in finding the company. Commissioner Schoos stated that she prefers option 1 and asked for various font options and for the design company to remove the clouds on the logo. She also asked that the bird in the logo look more like a skimmer by adding an orange bill and larger wings. Vice Mayor Licata said that he also preferred option 1. Mayor Hendrickson said that she prefers option 1 but thinks the teal colors are running together so likes variant option 1 with slightly different palms. Mayor Hendrickson asked if the turtle could look more lifelike. Commissioner Hoyt preferred option 1 and asked the stars to look more like starfish. Attorney Eschenfelder recommended that "Town of" be the same size as "Redington Shores".

The Commissioners discussed and developed the next steps.

1. Administrator McGlothlin to bring these comments to the graphic designer and report back with the modified logos once available.

**e. SAND DUNE SIGNAGE**

Deputy Clerk Patterson introduced the item and gave background information on the issue. She stated that Public Works has noticed an increased number of beachgoers walking through dunes. She explained that while vegetation is protected by the state, the dunes themselves are not; therefore, making it difficult to create signage or enforce beachgoers to stay off the dunes. Deputy Clerk Patterson reviewed the highlights of her conversation with FDEP. Mayor Hendrickson stated that she supported creating informative signage encouraging beachgoers to protect vegetation. Attorney Eschenfelder discussed verbiage restrictions based on Florida statutes.

The Commissioners discussed and developed the next steps.

1. Deputy Clerk Patterson to coordinate with Creative Pinellas to develop aesthetic signage to encourage visitors and residents to protect our dunes.

Jeff Phillips, Indian Shores Police Department, spoke on the upcoming July 4<sup>th</sup> crowds. Phillips stated that Indian Shores is closing parking lots at the town hall starting at midnight and asked if Redington Shore would consider parking city vehicles at entrances of town-owned lots and closing lots starting at 8:00 p.m. the week of July 4<sup>th</sup>. Administrator McGlothlin asked for consensus from the commission to close town lots after sunset for the evenings of the week of the 4<sup>th</sup>. Mayor Hendrickson opposed closing the town lots due to the possible impact it could have on the local businesses or making visitors feel unwelcome. Vice Mayor Licata asked for clarification for the times of closures. Commissioner Kapper spoke against closing the lots to protect the local businesses.

The Commissioners discussed and developed the next steps.

1. Town lots are to be kept open for the holiday week and weekend.
2. ISPD to coordinate with Pinellas County for closure of the county parking lot.

Commissioner Hoyt asked if the clerk's office had received many phone calls regarding fireworks. Deputy Clerk Patterson stated that there have been calls; however, once explaining why we are not having fireworks this year and giving other locations to view fireworks, the callers were satisfied.

**f. UNDERGROUNDING PROJECT CONSULTANT**

Administrator McGlothlin introduced the item and recommended bringing on a consultant to assist in finalizing this project. If a consensus is reached, Attorney Eschenfelder will draft a contract for the consultant. Mayor Hendrickson asked if the Utility Consultants of Florida had any experience with Redington Shores. Administrator McGlothlin confirmed and explained that this consulting group assisted with the undergrounding of the east side of Gulf Blvd. Mayor Hendrickson expressed concerns about meeting the deadline and stated that she supported bringing on a project manager to assist in finalizing the BCE's by June 30, 2025. Attorney Eschenfelder spoke on Attachment A of the proposed contract and asked if the town would utilize engineering services or only need the project manager. Commission discussed. Attorney Eschenfelder requested a more specific fee schedule and SOW.

The Commissioners discussed and developed the next steps.

1. Attorney Eschenfelder and Administrator McGlothlin to schedule a meeting to determine the needs of the project manager.

**4. MISCELLANEOUS**

Regular Meeting- Wednesday, July 10, 2024 – 6:00 P.M.

Workshop Meeting – Wednesday, July 31, 2024 – 6:00 P.M.

**5. ADJOURNMENT**

There being no further business before the Board, the meeting adjourned at 8:35 pm.

Respectfully submitted,

---

Jolie Patterson  
Deputy Town Clerk

---

Date Approved by Board of Commissioners

# **ITEM E.1**



**CITY OF MADEIRA BEACH**  
**250 MUNICIPAL DRIVE · MADEIRA BEACH, FLORIDA 33708**

---

July 3, 2024

Mayor Lisa Hendrickson  
 Town of Redington Shores  
 17425 Gulf Blvd.  
 Redington Shores, FL 33708

Dear Mayor Hendrickson,

For your review and consideration is the monthly report for June 2024

**SINGLE DEPARTMENT CALLS**

TYPE OF CALL	MADEIRA BEACH	SEMINOLE	PINELLAS SUNCOAST	TOTAL # OF SINGLE UNIT CALLS
Medical Incident	0	0	21	21
Fire Incident Response (Special)	0	3	1	4
Fire Incident Response	0	1	0	1
<b>TOTAL</b>				<b>26</b>

**MULTI-DEPARTMENT CALLS**

TYPE OF CALL	MADEIRA BEACH	SEMINOLE	PINELLAS SUNCOAST	TREASURE ISLAND	TOTAL # OF MULTI UNIT CALLS
Fire Alarm	0	1	1	0	1
Support Incident (Fire)	0	1	1	0	1
Water Rescue	2	2	2	1	2
<b>TOTAL</b>					<b>4</b>

**GRAND TOTALS**

	MADEIRA BEACH	SEMINOLE	PINELLAS SUNCOAST	TREASURE ISLAND	TOTAL
<b>TOTAL RESPONSES BY DEPARTMENT</b>	2	8	26	1	37
<b>TOTAL EMERGENCY CALLS</b>					<b>30</b>

If we may be of further assistance, please feel free to call our office.

Sincerely,  
*Trish Eaton*  
 Assistant to the Fire Chief

# **ITEM E.2.**



# City of Seminole Fire Rescue

*Achieving Service Through Dedication*



Mike McGlothlin  
Town Administrator  
Town of Redington Shores  
17425 Gulf Boulevard  
Redington Shores, FL 33708

July 1<sup>st</sup>, 2024

Dear Town Administrator McGlothlin,

Attached are the lists of Fire and Emergency Medical Service (EMS) responses to your Town for the month of June 2024.

The report is self explanatory with the exception of the type of Fire or Medical call referred to as “code”. Only the codes which are reflected in this month’s summary report are listed below.

---

There were Nine (9) **Emergency Fire** responses for this time period with an average response time of 4:02 minutes.

Code F52	Code for Fire Incident	Fire Alarm
Code FIS	Elevator Rescue	
Code FI	Electrical Hazard (Outside)	
Code TA	Code for Trauma Alert	
Code M72	Water Rescue (Marine Unit Needed)	

---

- There were Twenty-Three (23) **Emergency EMS** responses for this time period with an average response time of 4:34 minutes.


Code ME	Code for Medical Incident
---------	---------------------------

---

Should you have any questions regarding this report, please feel free to contact me at (727) 393-8711 ext. 217.

Sincerely,  
*William Schobel*  
Fire Chief

# **ITEM E.5**



Sharing R-Shore  
with  
Turtles and Shorebirds

## “Nature’s Beach”

**Swim at your own risk – NO LIFEGUARDS**  
**Rip Currents Possible**



**Together we can keep our beach beautiful and safe for beachgoers and wildlife.**

- **Dispose of litter including cigarettes**
- **Leave no trace – items left overnight will be discarded**
- **Keep off dunes and vegetation**
- **Fill in holes dug in sand for safety of people & animals**
- **Scan for more Beach Safety info**

QR code  
here.



# **ITEM F.1.**

**RESOLUTION 07-2024**

**A RESOLUTION OF THE TOWN OF REDINGTON SHORES, FLORIDA, REQUESTING THE ESTABLISHMENT OF A BIRD SANCTUARY WITHIN A PORTION OF THE JURISDICTIONAL BOUNDARIES OF THE TOWN; MAKING RELATED FINDINGS; PROVIDING FOR SEVERABILITY AND FOR AN EFFECTIVE DATE.**

**WHEREAS**, Florida Administrative Code § 68A-19.002, providing for procedures for the establishment of restricted hunting areas and bird sanctuaries, provides that the Florida Fish and Wildlife Commission (the FWC) is authorized to establish bird sanctuaries for the protection of all birds and other wildlife and restricted hunting areas within any developed area upon the written request of the local governmental body having jurisdiction over such areas; and

**WHEREAS**, this same regulation provides that, in requesting establishment of such restricted hunting areas or bird sanctuaries, the governing body of the requesting local government shall, by proper resolution or ordinance, officially agree to assume the responsibility for enforcement of regulations of the FWC which apply to such areas, including posting the area boundary with signs bearing the words “RESTRICTED HUNTING AREA, Hunting by Special Permit Only” or “BIRD SANCTUARY, No Hunting” established by Rule 68A-19.002, F.A.C., which shall be placed at intervals of no more than 500 feet, be easily visible from any point of ingress or egress and provide other necessary notice of such area to the public; and

**WHEREAS**, this same regulation requires that the governing body of the requesting local government shall agree to instruct its duly authorized law enforcement personnel to enforce said regulations within the area; and

**WHEREAS**, Florida Administrative Code § 68A-1.004(14) defines “bird sanctuary” as an area established for the protection of birds and other wildlife in which hunting is prohibited in developed areas in the interest of safety, unless otherwise provided by specific regulation of the Commission; and

**WHEREAS**, the same regulation provides that following receipt of the request of the governing body the FWC shall, through its staff, investigate to ensure that the tract under consideration is sufficiently developed as to preclude recreational hunting in the interest of safety and that its closure will not result in a denial of reasonable and lawful hunting opportunity; and

**WHEREAS**, the same regulation provides that action by the FWC for the establishment of restricted hunting areas or bird sanctuaries as recommended by its staff shall be taken at its July and January meetings; and

**WHEREAS**, as shown in the map found at the web link below, the FWC has already approved several substantial bird sanctuaries within Pinellas County, including the Cross Bayou, Lake Seminole, and Boca Ciega Bay sanctuaries (the later of which is proximate to the Town):

<https://geodata.myfwc.com/datasets/813284f1e3b84916ba6049fc2909dd05/explore?location=27.826159%2C-82.827074%2C13.12>; and

**WHEREAS**, the Town's request is rooted in the interest of public safety inasmuch as (1) the coast of the Town bordering Boca Ciega Bay is fully developed with mostly residential uses, (2) the Town's residents, and those many visitors to the Town's vacation accommodations, make frequent use of the waters of Boca Ciega Bay within the Town for purposes of water recreation activities, and (3) given the proximity to residences and on-water recreators, errant gunfire from hunters poses a substantial risk of serious injury or death; and

**WHEREAS**, Florida affords hunters ample opportunities to engage in the hunting of waterfowl in areas which are not in the developed state which exists within this portion of Pinellas County (which development and associated risk supported the creation of the existing sanctuaries which already exist within Pinellas County, Florida's most densely-populated county); and

**WHEREAS**, the Town Commission is fully aware of the obligations set forth in F.A.C. § 68A-19.002, and pledges to vigorously ensure it complies with these obligations in the near and long term should the FWC grant this sanctuary request; and

**WHEREAS**, the Town Commission finds and determines that the adoption of this Resolution is in the best interests of the Town, its residents, visitors, and businesses.

**NOW, THEREFORE BE IT RESOLVED** by the Board of Commissioners of the Town of Redington Shores, Florida, that:

**Section 1.** The Town Commission of the Town of Redington Shores hereby requests, pursuant to F.A.C. § 68A-19.002, that the Florida Fish and Wildlife Commission establish a bird sanctuary within all dry and submerged lands within the jurisdictional limits of the Town of Redington Shores situated east of the center line of Gulf Boulevard, as those boundaries are set forth in § 2 of the Town Charter and depicted in **Exhibit "A"** to this Resolution, which sanctuary shall be for the protection of all birds which are within the sanctuary, and which will be in the interest of public safety.

**Section 2.** The Town agrees to assume the responsibility for enforcement of each and every regulation of the FWC which applies to sanctuaries, including posting the sanctuary boundary with signs bearing the words "BIRD SANCTUARY, No Hunting established by Rule 68A-19.002, F.A.C.", which signs will be placed at intervals of no more than 500 feet, be easily visible from any point of ingress or egress to the sanctuary area, and to provide all other notice of such area to the public as the FWC determines is necessary.

**Section 3.** The Town's law enforcement agency is hereby instructed that should the FWC establish the bird sanctuary requested by this Resolution, such law enforcement agency shall enforce all FWC regulations within the

designated sanctuary which are within the Town's jurisdictional boundaries. Nothing herein shall limit the ability or authority of the FWC's own enforcement officials, or Deputies of the Pinellas County Sheriff, from also enforcing such regulations within their independent jurisdictional authority.

**Section 4.** The Town Commission further formally requests that the Pinellas County Commission adopt a similar request for the creation of a bird sanctuary in those portions of Boca Ciega Bay which are under the County's jurisdiction, and which border the jurisdictional limits of the Town of Redington Shores, so as to create a seamless sanctuary across the entirety of Boca Ciega Bay.

**BE IT FURTHER RESOLVED** that if any section, subsection, sentence, clause, provision or word of this Resolution is held unconstitutional or otherwise legally invalid, same shall be severable and the remainder of this Resolution shall not be affected by such invalidity, such that any remainder of the Resolution shall withstand any severed provision, as the Board of Commissioners would have adopted the Resolution even absent the invalid part.

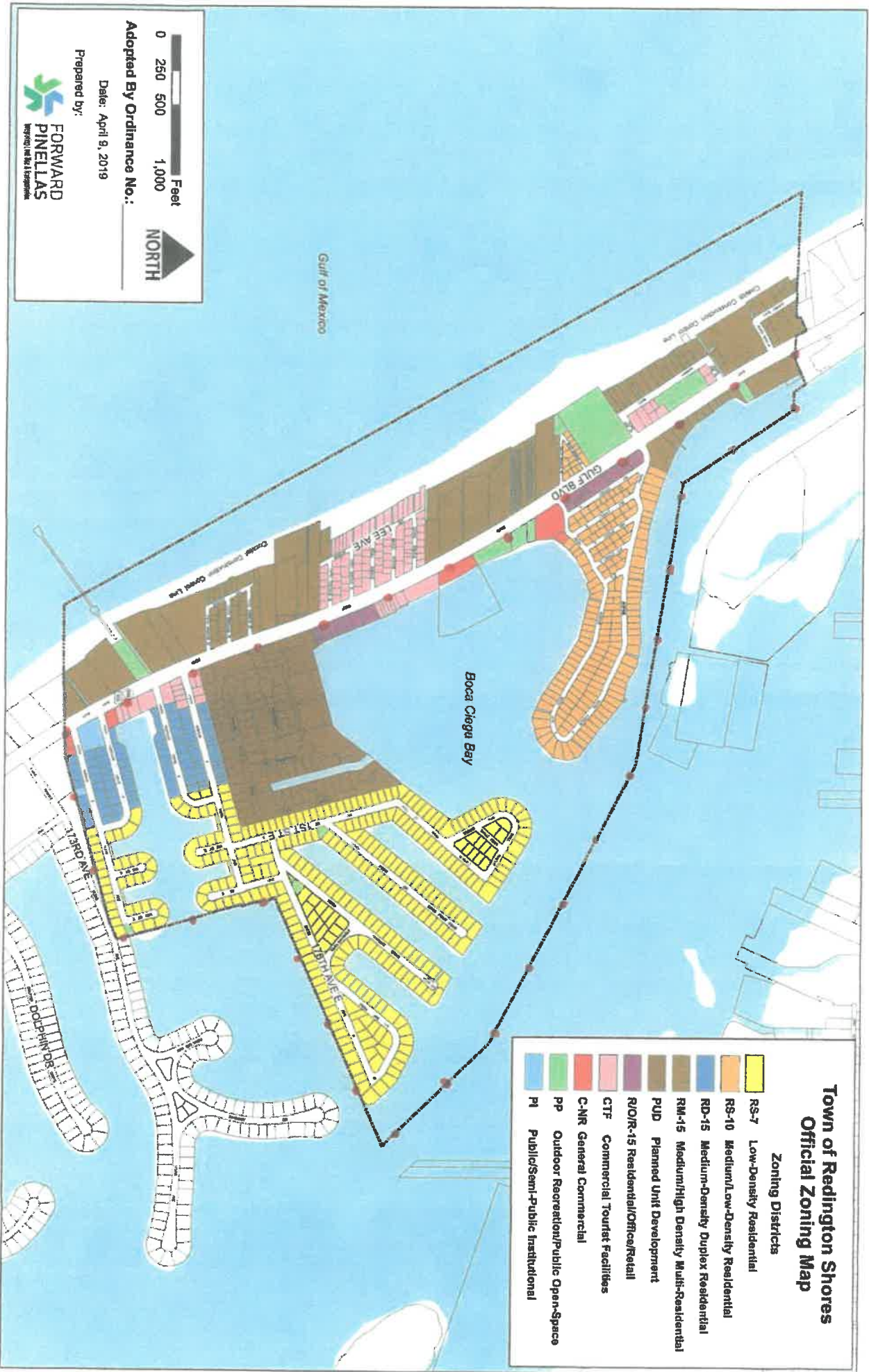
**BE IT FURTHER RESOLVED** that this Resolution shall take effect immediately upon adoption.

**DULY ADOPTED** with a quorum present and voting this \_\_\_ day of \_\_\_\_\_, 2024.

\_\_\_\_\_  
Lisa Hendrickson, Mayor

**Attest:**

\_\_\_\_\_  
Margaret Carey, Town Clerk



● = Sign Placement Minimums

**ITEM G.1.**



**TOWN OF REDINGTON SHORES, FLORIDA**

**Annual Comprehensive  
Financial Report**

**For The Year Ended September 30, 2023**

**TOWN OF REDINGTON SHORES, FLORIDA**

**Annual Comprehensive  
Financial Report**

**For The Year Ended September 30, 2023**



TOWN OF REDINGTON SHORES,  
FLORIDA

Commission Form of Government

TOWN COMMISSION  
(As of September 30, 2023)

MARY BETH HENDERSON, MAYOR

LISA HENDRICKSON  
VICE-MAYOR

JENNIE BLACKBURN

CHRISTY HERIG

JOSEPH LICATA

APPOINTED OFFICIALS  
(As of September 30, 2023)

TOWN ADMINISTRATOR  
MIKE MCGLOTHLIN

TOWN ATTORNEY  
ROBERT ESCHENFELDER

INTERIM TOWN CLERK  
JOLIE PATTERSON

## **Introductory Section**

**TOWN OF REDINGTON SHORES, FLORIDA**

**SEPTEMBER 30, 2023**

**TABLE OF CONTENTS**

---

**INTRODUCTORY SECTION**

TABLE OF CONTENTS	i
LETTER OF TRANSMITTAL	v
ORGANIZATIONAL CHART	vii

**FINANCIAL SECTION**

INDEPENDENT AUDITOR’S REPORT	1
MANAGEMENT’S DISCUSSION AND ANALYSIS	5
BASIC FINANCIAL STATEMENTS	
<b>Government-wide Financial Statements</b>	
Statement of Net Position	12
Statement of Activities	14
<b>Fund Financial Statements</b>	
<b>Governmental Fund Financial Statements</b>	
Balance Sheet	16
Reconciliation of the Balance Sheet – Governmental Funds to the Statement of Net Position - Governmental Activities	17
Statement of Revenues, Expenditures, and Changes in Fund Balances	18
Reconciliation of the Statement of Revenues, Expenditures, and Changes in Fund Balances - Governmental Funds to the Statement of Activities – Governmental Activities	19

**TABLE OF CONTENTS (Continued)**

**Proprietary Fund Financial Statements**

Statement of Net Position – Business-type Activity – Enterprise Fund	20
Statement of Revenues, Expenses, and Changes in Net Position – Business-type Activity – Enterprise Fund	21
Statement of Cash Flows – Business-type Activity – Enterprise Fund	22

<b>Notes to Financial Statements</b>	23
--------------------------------------	----

**REQUIRED SUPPLEMENTARY INFORMATION**

**Budgetary Comparison Schedule**

General Fund	43
--------------	----

**Pension Schedules**

Florida Retirement System – Schedule of Town’s Proportionate Share of Net Pension Liability	46
Florida Retirement System – Schedule of Contributions	48

**OTHER SUPPLEMENTARY INFORMATION**

**Budgetary Comparison Schedules**

Capital Improvements Fund	51
Sewer Fund	52

**Other Supplementary Schedules**

Reconciliation of Total Fund Balance for the Governmental Funds to Total Net Position for Governmental Activities	53
Reconciliation of Net Change in Fund Balances for the Governmental Funds to Change in Net Position for Governmental Activities	54

**TABLE OF CONTENTS (Continued)**

**STATISTICAL SECTION**

**Schedules of Financial Trends Information**

Schedule	1	- Net Position by Component - Last Ten Fiscal Years	56
Schedule	2	- Changes in Net Position - Last Ten Fiscal Years	58
Schedule	3	- Program Revenues by Functions / Programs – Last Ten Fiscal Years	62
Schedule	4	- Fund Balances – Governmental Funds - Last Ten Fiscal Years	64
Schedule	5	- Changes in Fund Balances – Governmental Funds – Last Ten Fiscal Years	66

**Schedules of Revenue Capacity Information**

Schedule	6	- Assessed and Estimated Actual Value of Taxable Property - Last Ten Fiscal Years	70
Schedule	7	- Assessed Valuations, Millage and Taxes Levied and Collected - Last Ten Fiscal Years	72
Schedule	8	- Property Tax Rates – Direct and All Overlapping Governments – Last Ten Fiscal Years	74
Schedule	9	- Property Tax Levies and Collections – Last Ten Fiscal Years	76

**Schedules of Debt Capacity Information**

Schedule	10	- Percentage of Annual General Debt Service to General Governmental Expenditures – Bank Loan	77
Schedule	11	- Pledged Revenue Coverage	78
Schedule	12	- Computation of Direct and Overlapping Debt	79

**Schedules of Operating Information**


Schedule	13	- Full-time Equivalent Town Employees by Function – Last Ten Fiscal Years	81
Schedule	14	- Miscellaneous Statistical Data	82

**TABLE OF CONTENTS (Continued)**

**OTHER REPORTS**

Independent Auditor's Report on Internal Control Over Financial Reporting and on Compliance and Other Matters Based on an Audit of Financial Statements Performed in Accordance with <i>Governmental Auditing Standards</i>	83
Independent Auditor's Management Letter	85
Independent Auditor's Report regarding Compliance Requirements in Rules of the Auditor General 10.556(10)	87

## **Letter of Transmittal**



June 15, 2024

To the Honorable Mayor, Board of Commissioners and Citizens of the Town of Redington Shores,

The Annual Comprehensive Financial Report (ACFR) of the Town of Redington Shores, Florida for the fiscal year ended September 30, 2023, is submitted herewith, fulfilling the requirements of the Town Charter, Florida Statutes and the Rules of the Auditor General of the State of Florida.

Management assumes full responsibility for the completeness and reliability of the information contained in this report, based upon a comprehensive framework of internal control that it has established for this purpose. Because the cost of internal control should not exceed anticipated benefits, the objective is to provide reasonable, rather than absolute, assurance that the financial statements are free of any material misstatements.

Wells, Houser & Schatzel, P.A., Certified Public Accountants, have issued an opinion on the Town of Redington Shores' financial statements for the year ended September 30, 2023. The independent auditor's report is located at the front of the financial section of this report.

Management's discussion and analysis (MD&A) immediately follows the independent auditor's report and provides a narrative introduction, overview, and analysis of the basic financial statements. The MD&A complements this letter of transmittal and should be read in conjunction with it.

### **Profile of the Government**

The Town of Redington Shores is one of twenty-four incorporated municipalities within Pinellas County and is a community that consists mostly of residential homes with some commercial and recreational interests within Town limits as well.

The Town of Redington Shores has operated under the Commissioner-Mayor form of government since incorporation in 1955. Policy making and legislative authority are vested in a governing Commission consisting of the mayor and four other members, all elected on a non-partisan basis. The Mayor appoints the heads of various departments. Commission members serve two-year terms, with two members elected every other year. The Mayor is elected for a three-year term. The Mayor is elected at large; the remaining commission members are elected by district. During fiscal year 2022, a Town Administrator was hired to manage the day-to-day operations of the Town and reports to the Commission.

The Town provides many municipal services such as community planning, maintenance and repairs of parks, streets, and other infrastructure, and has opportunities for recreational and cultural activities. Various functions are provided through outside contracts to ensure that residents are afforded a full range of services. Police protection is contracted through the Town of Indian Shores' police department; fire protection is provided by the City of Madeira Beach and the City of Seminole fire departments; code enforcement is upheld by the Pinellas County Sheriff's office; and library services are provided by the Gulf Beaches Public Library.



The annual budget serves as the foundation for the Town's financial planning and control. All departments of the Town are required to submit requests for appropriation each year. These requests are used as the starting point for developing a proposed budget. The Commission is required to hold public hearings on the proposed budget and to adopt a final budget no later than September 30, the close of the Town's fiscal year.


### **Local Economy and Initiatives**

The Town, along with the other Barrier Island Communities belonging to the Barrier Island Governmental Council, (BIG-C) continues to work with Pinellas County for the undergrounding of the utilities along Gulf Boulevard, the main thoroughfare of the barrier island. The Town continues work to rehabilitate the sewer and stormwater infrastructure.

### **Acknowledgements**

The preparation of this report would not have been possible without the efficient and dedicated service of the Town staff. Credit must also be given to the Mayor and Commissioners for their unfailing support for maintaining the highest standards of professionalism in the management of the Town of Redington Shores' finances.

Respectfully Submitted,

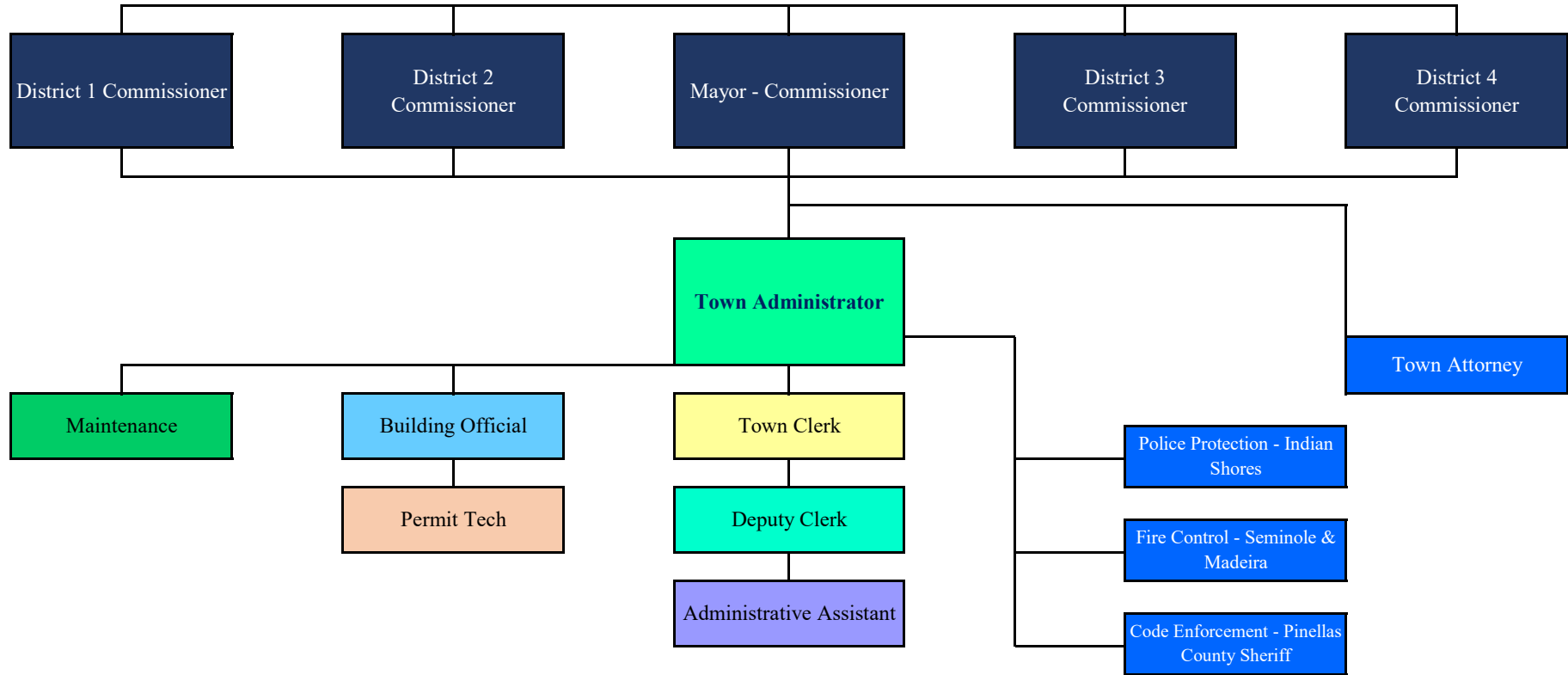
A handwritten signature in black ink, appearing to read "Michael S. McGlothlin". The signature is fluid and cursive, with the first name "Michael" and last name "McGlothlin" clearly legible.

Michael McGlothlin, Town Administrator

## **Organizational Chart**



# Organizational Chart



(BLANK)

## **Financial Section**

This section contains the following subsections:

**Independent Auditor's Report**

**Management's Discussion and Analysis**

**Basic Financial Statements**

**Required Supplementary Information**

**Other Supplementary Information**

## **Independent Auditor's Report**

INDEPENDENT AUDITOR'S REPORT

Honorable Mayor and Town Commission  
Town of Redington Shores, Florida

**Report on the Audit of the Financial Statements**

***Opinions***

We have audited the accompanying financial statements of the governmental activities, the business-type activities, each major fund, and the aggregate remaining fund information of the Town of Redington Shores, Florida, as of and for the year ended September 30, 2023, and the related notes to the financial statements, which collectively comprise the Town of Redington Shores, Florida's basic financial statements as listed in the table of contents.

In our opinion, the financial statements referred to above present fairly, in all material respects, the respective financial position of the governmental activities, business-type activities, each major fund, and the aggregate remaining fund information of the Town of Redington Shores, Florida, as of September 30, 2023, and the respective changes in financial position for the year then ended in accordance with accounting principles generally accepted in the United States of America.

***Basis for Opinions***

We conducted our audit in accordance with auditing standards generally accepted in the United States of America and the standards applicable to financial audits contained in *Government Auditing Standards*, issued by the Comptroller General of the United States. Our responsibilities under those standards are further described in the Auditor's Responsibilities for the Audit of the Financial Statements section of our report. We are required to be independent of the Town of Redington Shores, Florida and to meet our other ethical responsibilities, in accordance with the relevant ethical requirements relating to our audit. We believe that the audit evidence we have obtained is sufficient and appropriate to provide a basis for our audit opinions.

***Responsibilities of Management for the Financial Statements***

Management is responsible for the preparation and fair presentation of the financial statements in accordance with accounting principles generally accepted in the United States of America, and for the design, implementation, and maintenance of internal control relevant to the preparation and fair presentation of financial statements that are free from material misstatement, whether due to fraud or error.

In preparing the financial statements, management is required to evaluate whether there are conditions or events, considered in the aggregate, that raise substantial doubt about the Town of Redington Shores, Florida's ability to continue as a going concern for twelve months beyond the financial statement date, including any currently known information that may raise substantial doubt shortly thereafter.

***Auditor's Responsibilities for the Audit of the Financial Statements***

Our objectives are to obtain reasonable assurance about whether the financial statements as a whole are free from material misstatement, whether due to fraud or error, and to issue an auditor's report that includes our opinions. Reasonable assurance is a high level of assurance but is not absolute assurance and therefore is not a guarantee that an audit conducted in accordance with generally accepted auditing standards and *Government Auditing Standards* will always detect a material misstatement when it exists. The risk of not detecting a material misstatement resulting from fraud is higher than for one resulting from error, as fraud may involve collusion, forgery, intentional omissions, misrepresentations, or the override of internal control. Misstatements are considered material if there is a substantial likelihood that, individually or in the aggregate, they would influence the judgment made by a reasonable user based on the financial statements.

In performing an audit in accordance with generally accepted auditing standards and *Government Auditing Standards*, we:

- Exercise professional judgment and maintain professional skepticism throughout the audit.

- Identify and assess the risks of material misstatement of the financial statements, whether due to fraud or error, and design and perform audit procedures responsive to those risks. Such procedures include examining, on a test basis, evidence regarding the amounts and disclosures in the financial statements.
- Obtain an understanding of internal control relevant to the audit in order to design audit procedures that are appropriate in the circumstances, but not for the purpose of expressing an opinion on the effectiveness of the Town of Redington Shores, Florida's internal control. Accordingly, no such opinion is expressed.
- Evaluate the appropriateness of accounting policies used and the reasonableness of significant accounting estimates made by management, as well as evaluate the overall presentation of the financial statements.
- Conclude whether, in our judgment, there are conditions or events, considered in the aggregate, that raise substantial doubt about the Town of Redington Shores, Florida's ability to continue as a going concern for a reasonable period of time.

We are required to communicate with those charged with governance regarding, among other matters, the planned scope and timing of the audit, significant audit findings, and certain internal control-related matters that we identified during the audit.

***Required Supplementary Information – Management's Discussion and Analysis***

Accounting principles generally accepted in the United States of America require that the Management's Discussion and Analysis (pages 5-9) be presented to supplement the basic financial statements. Such information is the responsibility of management and, although not a part of the basic financial statements, is required by the Governmental Accounting Standards Board who considers it to be an essential part of financial reporting for placing the basic financial statements in an appropriate operational, economic, or historical context. We have applied certain limited procedures to the required supplementary information in accordance with auditing standards generally accepted in the United States of America, which consisted of inquiries of management about the methods of preparing the information and comparing the information for consistency with management's responses to our inquiries, the basic financial statements, and other knowledge we obtained during our audit of the basic financial statements. We do not express an opinion or provide any assurance on the information because the limited procedures do not provide us with sufficient evidence to express an opinion or provide any assurance.

***Supplementary Information and Other Required Supplementary Information***

Our audit was conducted for the purpose of forming opinions on the financial statements that collectively comprise the Town of Redington Shores, Florida's basic financial statements. The accompanying required supplementary information consisting of the Budgetary Comparison Schedule – General Fund, and the schedule of proportionate share of net pension liability and the related schedule of pension contributions are not a required part of the basic financial statements. Although not a required part of the basic financial statements, this information is required by the Governmental Accounting Standards Board as these statements are considered to be an essential part of financial reporting for placing the basic financial statements in an appropriate operational and economic context.

The additional supplementary information consisting of the Budgetary Comparison Schedules – Capital Improvements Fund and Sewer Fund, as well as the Reconciliation Statements from Governmental to Government-wide statements, are presented for purposes of additional analysis and are also not a required part of the basic financial statements.

Such required supplementary information and additional supplementary information is the responsibility of management and was derived from and relates directly to the underlying accounting and other records used to prepare the basic financial statements. The information has been subjected to the auditing procedures applied in the audit of the basic financial statements and certain additional procedures, including comparing and reconciling such information directly to the underlying accounting and other records used to prepare the basic financial statements or to the basic financial statements themselves, and other additional procedures in accordance with auditing standards generally accepted in the United States of America. In our opinion, the Budgetary Comparison Schedule – General Fund and the schedule of proportionate share of net pension liability and the related schedule of pension contributions as well as the Budgetary Comparison Schedules – Capital Improvements Fund and Sewer Fund, and the Reconciliation Statements from Governmental to Government-wide statements, are fairly stated, in all material respects, in relation to the basic financial statements as a whole.

***Other Information***

Management is responsible for the other information included in the annual report. The other information comprises the introductory and statistical sections but does not include the basic financial statements and our auditor's report thereon. Our opinions on the basic financial statements do not cover the other information, and we do not express an opinion or any form of assurance thereon.



In connection with our audit of the basic financial statements, our responsibility is to read the other information and consider whether a material inconsistency exists between the other information and the basic financial statements, or the other information appears to be materially misstated. If, based on the work performed, we conclude that an uncorrected material misstatement of the other information exists, we are required to describe it in our report.

### **Report on Summarized Comparative Information**

The prior year comparative information has been derived from the Town of Redington Shores' September 30, 2022 financial statements that were audited by other auditors whose report dated June 29, 2023 expressed an unmodified opinion on the respective statements of the governmental-activities, the business-type activities, each major fund, and the aggregate remaining fund information. The summarized comparative information presented herein as of and for the year ended September 30, 2022, is consistent, in all material respects, with the audited financial statements from which it has been derived.

### **Other Reporting Required by *Government Auditing Standards***

In accordance with *Government Auditing Standards*, we have also issued our report dated June 15, 2024, on our consideration of the Town of Redington Shores, Florida's internal control over financial reporting and on our tests of its compliance with certain provisions of laws, regulations, contracts, and grant agreements and other matters. The purpose of that report is solely to describe the scope of our testing of internal control over financial reporting and compliance and the results of that testing, and not to provide an opinion on the effectiveness of the Town of Redington Shores, Florida's internal control over financial reporting or on compliance. That report is an integral part of an audit performed in accordance with *Government Auditing Standards* in considering the Town of Redington Shores, Florida's internal control over financial reporting and compliance.

*Wells, Houser & Schatzel, P.A.*

Wells, Houser & Schatzel, P.A.  
St. Petersburg, Florida

June 15, 2024

(BLANK)

## **Management's Discussion and Analysis**

## MANAGEMENT'S DISCUSSION AND ANALYSIS

The Town of Redington Shores, Florida's (the "Town") Management's Discussion and Analysis ("MD&A") presents an overview of the Town's financial activities for the fiscal year ended September 30, 2023. We encourage readers to consider the information presented here in conjunction with the financial statements that follow this section, taken as a whole.

### FINANCIAL HIGHLIGHTS

- The Town's total net position increased by \$629,110.
- As of September 30, 2023, the total assets and deferred outflows of the Town exceeded total liabilities and deferred inflows by \$23,929,803 (total net position). Of this amount, \$8,676,418 (unrestricted net position) may be used to meet the government's ongoing obligations to citizens and creditors.
- The assets and deferred outflows of the Town's governmental activities exceeded its liabilities and deferred inflows by \$21,019,017 (net position). Of this amount, \$7,126,165 is considered unrestricted.
- The Town's business-type activities have \$2,910,786 in remaining net position, with \$1,550,253 as unrestricted.

### OVERVIEW OF THE FINANCIAL STATEMENTS

This discussion and analysis is intended to serve as an introduction of the Town of Redington Shores' basic financial statements. The Town of Redington Shores' basic financial statements include three components: 1) government-wide financial statements, 2) fund financial statements, and 3) notes to the financial statements. This report also contains other supplementary information in addition to the basic financial statements themselves.

### GOVERNMENT-WIDE FINANCIAL STATEMENTS

The government-wide financial statements distinguish functions of the Town that are principally supported by taxes and intergovernmental revenues (governmental activities) from other functions that are intended to recover all or a significant portion of their costs through user fees and charges (business-type activities). The governmental activities include general government, public safety, physical environment and culture / recreation. The business-type activities include sewer service provided to the Town's residents and businesses. The fee for sewer services charged by the Town is intended to cover most, if not all, of the cost of operations, including depreciation.

### FUND FINANCIAL STATEMENTS

The Town's funds are presented in separate fund financial statements. All of the Town's funds are presented as major funds and can be divided into two categories: governmental funds and proprietary funds. There are no fiduciary funds presented because the Town does not have a fiduciary responsibility that would be recorded in a fiduciary fund. The Town adopts an annual budget for all funds and budgetary comparison schedules are included in this report to demonstrate compliance with these budgets.

The Town maintains two governmental funds, the General Fund and the Capital Improvements Fund. Information is presented separately in the governmental fund balance sheet and in the governmental fund statement of revenues, expenditures and changes in fund balance for each of these governmental funds.

### **Governmental Funds**

Governmental funds are used to account for essentially the same functions reported as governmental activities in the government-wide financial statements. However, unlike the government-wide financial statements, governmental fund financial statements focus on near-term inflows and outflows of spendable resources, as well as on balances of spendable resources available at the end of the fiscal year. Such information may be useful in evaluating a government's near-term financing requirements.

Because the focus of governmental funds is narrower than that of the government-wide financial statements, it is useful to compare the information presented for governmental funds with similar information presented for governmental activities in the government-wide financial statements. By doing so, readers may better understand the long-term impact of the government's near-term financing decisions. Both the governmental fund balance sheet and the governmental fund statement of revenues, expenditures, and changes in fund balances provide a reconciliation to facilitate this comparison between governmental funds and governmental activities.

### **Proprietary Funds**

The Town maintains one proprietary fund to account for its sewer service. This enterprise fund is used to report the same functions and the same type of information as the government-wide financial statements but is referred to as a business-type activity and provides more detail.

## **NOTES TO THE FINANCIAL STATEMENTS**

The notes provide additional information that is essential to a full understanding of the data provided in the government-wide and fund financial statements.

### **Other Information**

In addition to the basic financial statements and accompanying notes, this report also presents certain required and other supplementary information. This includes the General Fund, Capital Improvements Fund, and Sewer Fund original budget and final budget in comparison to actual expenses.

## **GOVERNMENT-WIDE FINANCIAL ANALYSIS**

Over time, net position may be a useful indicator of a government's financial position. A large portion of the Town's net position is the investment in capital assets such as land, buildings and equipment. These capital assets are used to provide services to citizens and consequently, these assets are not available for future spending because the Town has no intention of selling these assets to generate spendable assets. The following table reflects the condensed Statement of Net Position.

**CONDENSED STATEMENT OF NET POSITION**

	2023		2022	
	Governmental Activities	Business-type Activities	Total	Total
<b>ASSETS</b>				
Total current assets	\$ 11,235,304	\$ 2,753,744	\$ 13,989,048	\$ 13,455,847
Total non-current assets	10,930,666	1,360,533	12,291,199	12,431,418
<b>TOTAL ASSETS</b>	<u>22,165,970</u>	<u>4,114,277</u>	<u>26,280,247</u>	<u>25,887,265</u>
 DEFERRED OUTFLOWS OF RESOURCES	 <u>153,604</u>	 <u>-</u>	 <u>153,604</u>	 <u>188,606</u>
 TOTAL ASSETS AND DEFERRED OUTFLOWS OF RESOURCES	 <u>\$ 22,319,574</u>	 <u>\$ 4,114,277</u>	 <u>\$ 26,433,851</u>	 <u>\$ 26,075,871</u>
 <b>LIABILITIES</b>				
Total current liabilities	\$ 402,024	\$ 186,341	\$ 588,365	\$ 530,653
Total non-current liabilities	831,503	-	831,503	1,065,522
<b>TOTAL LIABILITIES</b>	<u>1,233,527</u>	<u>186,341</u>	<u>1,419,868</u>	<u>1,596,175</u>
 DEFERRED INFLOWS OF RESOURCES	 <u>67,030</u>	 <u>1,017,150</u>	 <u>1,084,180</u>	 <u>1,179,003</u>
 TOTAL LIABILITIES AND DEFERRED INFLOWS OF RESOURCES	 <u>\$ 1,300,557</u>	 <u>\$ 1,203,491</u>	 <u>\$ 2,504,048</u>	 <u>\$ 2,775,178</u>
 <b>NET POSITION</b>				
Net investment in capital assets	\$ 10,930,666	\$ 1,360,533	\$ 12,291,199	\$ 11,533,980
Restricted	2,962,186	-	2,962,186	2,775,189
Unrestricted (deficit)	7,126,165	1,550,253	8,676,418	8,991,524
<b>TOTAL NET POSITION</b>	<u>21,019,017</u>	<u>2,910,786</u>	<u>23,929,803</u>	<u>23,300,693</u>
 TOTAL LIABILITIES, DEFERRED INFLOWS OF RESOURCES AND NET POSITION	 <u>\$ 22,319,574</u>	 <u>\$ 4,114,277</u>	 <u>\$ 26,433,851</u>	 <u>\$ 26,075,871</u>

(This space left blank intentionally)

During the fiscal year ending September 30, 2023, governmental activities increased the Town of Redington Shores' total net position by \$344,741. Business-type activities increased by \$284,369. The following schedule represents the revenues and expenses for the last two fiscal years.

**CONDENSED CHANGES IN NET POSITION**

	Governmental Activities		Business-type Activities	
	2023	2022	2023	2022
<u>Revenue</u>				
Program Revenue:				
Charges for Services	\$ 878,413	\$ 987,963	\$ 1,110,275	\$ 1,021,865
Grants	20,694	13,801	131,307	-
Total Program Revenue	899,107	1,001,764	1,241,582	1,021,865
General Revenue:				
Ad Valorem	1,553,874	1,381,438	-	-
Franchise Fees	248,804	251,512	-	-
Land Dedication Fees	69,500	115,500	-	-
Communication Service Tax	87,908	82,236	-	-
Infrastructure Sales Tax	329,046	323,391	-	-
Half Cent Sales Tax	184,702	177,128	-	-
Local Option Gas Tax	28,692	28,263	-	-
Other Taxes & Fees	3,426	2,814	-	-
State Revenue Sharing	76,248	73,992	-	-
Investment Earnings	430,088	74,473	54,716	9,623
Miscellaneous	63,754	9,052	-	-
Total General Revenue	3,076,042	2,519,799	54,716	9,623
Total Revenue	3,975,149	3,521,563	1,296,298	1,031,488
<u>Expenses</u>				
General Government	1,075,989	1,081,439	-	-
Public Safety	1,165,712	1,176,407	-	-
Physical Environment	1,171,231	740,869	-	-
Culture and Recreation	178,246	120,190	-	-
Interest on Long-Term Debt	39,230	47,189	-	-
Sewer	-	-	1,011,929	977,259
Total Expenses	3,630,408	3,166,094	1,011,929	977,259
Interfund Transfers	-	50,000	-	(50,000)
Changes in Net Position	344,741	405,469	284,369	4,229
Net Position, Beginning	20,674,276	20,268,807	2,626,417	2,622,188
Net Position, Ending	\$ 21,019,017	\$ 20,674,276	\$ 2,910,786	\$ 2,626,417

## **FINANCIAL ANALYSIS OF THE TOWN'S FUNDS**

As noted earlier, the Town of Redington Shores uses fund accounting to ensure and demonstrate compliance with finance-related legal requirements. The Town is in compliance with financial policies.

The focus of the Town of Redington Shores' governmental funds is to provide information on near-term inflows, outflows and balances of spendable resources. Such information is useful in assessing the Town of Redington Shores' financing requirements. In particular, unassigned fund balance may serve as a useful measure of a government's net resources available for spending at the end of the fiscal year.

As of the end of the current fiscal year, the Town of Redington Shores' governmental funds reported an ending fund balance of \$11,092,823, an increase of \$318,917 from the prior fiscal year.

The Town of Redington Shores' proprietary fund provides the same type of information found in the government-wide financial statements, but in more detail. The unrestricted net position of the sewer fund as of September 30, 2023 was \$1,550,253. The total increase in net position was \$284,369.

### General Fund Budgetary Highlights

The General Fund budgetary estimates were favorable. Actual revenue exceeded the budget by \$259,365. Actual expenditures were under budget by \$102,786.

### Capital Assets

The Town of Redington Shores' investment in capital assets for its governmental and business-type activities as of September 30, 2023 totaled \$12,291,199 (net of accumulated depreciation). This investment in capital assets includes land, buildings and systems, improvements, equipment, park facilities and roads.

### Long-Term Debt

The Town of Redington Shores had an outstanding bank loan of \$641,028, which was borrowed for the utility undergrounding project. It is backed by the full faith and credit of the Town.

## **ECONOMIC FACTORS AND NEXT YEAR'S BUDGET**

The 2023-2024 budget does not reflect any material increases in rates for taxes, fees, or services paid by citizens. Further, as a cautious approach to budgeting, the Town has only projected modest revenue increases and will closely monitor the ever-rising costs and make necessary budget amendments to reflect any operational impacts experienced.

## **REQUESTS FOR INFORMATION**

This financial report is designed to provide a general overview of the Town of Redington Shores' finances for all those with an interest in the government's finances. Questions concerning any of the information provided in this report or requests for additional financial information should be addressed to the Office of the Town Clerk, 17425 Gulf Boulevard, Redington Shores, FL 33708, telephone (727) 397-5538.



(BLANK)

## **Basic Financial Statements**

The basic financial statements include the government-wide financial statements, fund financial statements, and notes to the financial statements. The government-wide financial statements present financial information about the reporting government as a whole. The fund financial statements present financial information about major funds individually for the governmental and enterprise funds. The notes to the financial statements present information essential for a fair presentation of the financial statements that is not displayed on the face of the financial statements.

(BLANK)

TOWN OF REDINGTON SHORES, FLORIDA

STATEMENT OF NET POSITION

September 30, 2023

With Comparative Total Amounts for September 30, 2022

	2023			2022
	Governmental Activities	Business-type Activities	Total	Total
<b>ASSETS</b>				
<b>CURRENT ASSETS</b>				
Cash and cash equivalents	\$ 2,995,365	\$ 332,986	\$ 3,328,351	\$ 3,347,653
Investments	9,074,192	1,165,235	10,239,427	9,759,616
Receivables - other	118,607	184,019	302,626	266,192
Due from other governments	54,015	-	54,015	76,482
Inventory of supplies	3,280	-	3,280	3,386
Prepaid expense	61,349	-	61,349	2,518
Interfund balances	(1,071,504)	1,071,504	-	-
Total current assets	<u>11,235,304</u>	<u>2,753,744</u>	<u>13,989,048</u>	<u>13,455,847</u>
<b>NON-CURRENT ASSETS</b>				
Land and land rights	2,406,898	8,091	2,414,989	2,414,989
Buildings and improvements	891,390	2,696,297	3,587,687	3,507,404
Infrastructure	12,645,118	-	12,645,118	12,454,623
Equipment	614,724	102,529	717,253	628,109
Improvements other than buildings	920,588	-	920,588	898,532
Accumulated depreciation	(6,548,052)	(1,446,384)	(7,994,436)	(7,472,239)
Total non-current assets	<u>10,930,666</u>	<u>1,360,533</u>	<u>12,291,199</u>	<u>12,431,418</u>
<b>TOTAL ASSETS</b>	<b>22,165,970</b>	<b>4,114,277</b>	<b>26,280,247</b>	<b>25,887,265</b>
<b>DEFERRED OUTFLOWS OF RESOURCES</b>				
Defined benefit pension plans				
Florida Retirement System	153,604	-	153,604	188,606
<b>DEFERRED OUTFLOWS OF RESOURCES</b>	<u>153,604</u>	<u>-</u>	<u>153,604</u>	<u>188,606</u>
<b>TOTAL ASSETS AND DEFERRED OUTFLOWS OF RESOURCES</b>	<u>\$ 22,319,574</u>	<u>\$ 4,114,277</u>	<u>\$ 26,433,851</u>	<u>\$ 26,075,871</u>

	2023			2022
	Governmental Activities	Business-type Activities	Total	Total
<b>LIABILITIES</b>				
<b>CURRENT LIABILITIES</b>				
Accounts payable	\$ 124,451	\$ 186,341	\$ 310,792	\$ 248,183
Accrued liabilities	10,455	-	10,455	11,483
Accrued interest	9,911	-	9,911	13,875
Current portion of:				
Note payable	256,410	-	256,410	256,410
Accrued compensated absences	797	-	797	702
Total current liabilities	<u>402,024</u>	<u>186,341</u>	<u>588,365</u>	<u>530,653</u>
<b>NON-CURRENT LIABILITIES</b>				
Note payable	384,618	-	384,618	641,028
Accrued compensated absences	7,171	-	7,171	6,321
Net pension liability:				
Florida Retirement System	439,714	-	439,714	418,173
Total non-current liabilities	<u>831,503</u>	<u>-</u>	<u>831,503</u>	<u>1,065,522</u>
<b>TOTAL LIABILITIES</b>	<b>1,233,527</b>	<b>186,341</b>	<b>1,419,868</b>	<b>1,596,175</b>
<b>DEFERRED INFLOWS OF RESOURCES</b>				
Deferred revenue	7,575	1,017,150	1,024,725	1,148,457
Defined benefit pension plans:				
Florida Retirement System	59,455	-	59,455	30,546
<b>TOTAL DEFERRED INFLOWS OF RESOURCES</b>	<u><b>67,030</b></u>	<u><b>1,017,150</b></u>	<u><b>1,084,180</b></u>	<u><b>1,179,003</b></u>
<b>TOTAL LIABILITIES AND DEFERRED INFLOWS OF RESOURCES</b>	<u><b>1,300,557</b></u>	<u><b>1,203,491</b></u>	<u><b>2,504,048</b></u>	<u><b>2,775,178</b></u>
<b>NET POSITION</b>				
Net investment in capital assets	10,930,666	1,360,533	12,291,199	11,533,980
Restricted:				
Infrastructure	2,277,897	-	2,277,897	2,180,290
Land dedication units - community enhancements	546,693	-	546,693	467,319
Impact fees	137,596	-	137,596	127,580
Unrestricted	7,126,165	1,550,253	8,676,418	8,991,524
<b>TOTAL NET POSITION</b>	<u><b>21,019,017</b></u>	<u><b>2,910,786</b></u>	<u><b>23,929,803</b></u>	<u><b>23,300,693</b></u>
<b>TOTAL LIABILITIES, DEFERRED INFLOWS OF RESOURCES AND NET POSITION</b>	<u><u><b>\$ 22,319,574</b></u></u>	<u><u><b>\$ 4,114,277</b></u></u>	<u><u><b>\$ 26,433,851</b></u></u>	<u><u><b>\$ 26,075,871</b></u></u>

The notes to the financial statements are an integral part of this statement.

TOWN OF REDINGTON SHORES, FLORIDA

STATEMENT OF ACTIVITIES

For the Year Ended September 30, 2023

With Comparative Total Amounts for the Year Ended September 30, 2022

FUNCTIONS / PROGRAMS	2023			
	Expenses	Program Revenues		
		Charges for Services	Operating Grants and Contributions	Capital Grants and Contributions
<b>GOVERNMENTAL ACTIVITIES</b>				
General government	\$ 1,075,989	\$ 562,264	\$ 20,694	\$ -
Public safety	1,165,712	274,598	-	-
Physical environment	1,171,231	41,551	-	-
Culture and recreation	178,246	-	-	-
Debt service interest	39,230	-	-	-
<b>TOTAL GOVERNMENTAL ACTIVITIES</b>	<b>3,630,408</b>	<b>878,413</b>	<b>20,694</b>	<b>-</b>
<b>BUSINESS-TYPE ACTIVITIES</b>				
Sewer	1,011,929	1,110,275	131,307	-
<b>TOTAL BUSINESS-TYPE ACTIVITIES</b>	<b>1,011,929</b>	<b>1,110,275</b>	<b>131,307</b>	<b>-</b>
<b>TOTAL</b>	<b>\$ 4,642,337</b>	<b>\$ 1,988,688</b>	<b>\$ 152,001</b>	<b>\$ -</b>

General Revenues

Taxes:

Ad valorem

Franchise fees

Land dedication fees

Communications service tax

Sales tax - infrastructure

Half-cent sales tax

Local option gas tax

Other taxes

State revenue sharing - unrestricted

Interest

Miscellaneous

Total general revenues

Change in net position

Net position - beginning of year

Net position - end of year

2023			2022
Net (Expense) Revenue and Changes in Net Position			
Governmental Activities	Business-type Activities	Total	Total
\$ (493,031)	\$ -	\$ (493,031)	\$ (461,330)
(891,114)	-	(891,114)	(847,541)
(1,129,680)	-	(1,129,680)	(688,080)
(178,246)	-	(178,246)	(120,190)
(39,230)	-	(39,230)	(47,189)
<u>(2,731,301)</u>	<u>-</u>	<u>(2,731,301)</u>	<u>(2,164,330)</u>
<u>-</u>	<u>229,653</u>	<u>229,653</u>	<u>44,606</u>
<u>-</u>	<u>229,653</u>	<u>229,653</u>	<u>44,606</u>
<u>(2,731,301)</u>	<u>229,653</u>	<u>(2,501,648)</u>	<u>(2,119,724)</u>
1,553,874	-	1,553,874	1,381,438
248,804	-	248,804	251,512
69,500	-	69,500	115,500
87,908	-	87,908	82,236
329,046	-	329,046	323,391
184,702	-	184,702	177,128
28,692	-	28,692	28,263
3,426	-	3,426	2,814
76,248	-	76,248	73,992
430,088	54,716	484,804	84,096
63,754	-	63,754	9,052
<u>3,076,042</u>	<u>54,716</u>	<u>3,130,758</u>	<u>2,529,422</u>
344,741	284,369	629,110	409,698
<u>20,674,276</u>	<u>2,626,417</u>	<u>23,300,693</u>	<u>22,890,995</u>
<u>\$ 21,019,017</u>	<u>\$ 2,910,786</u>	<u>\$ 23,929,803</u>	<u>\$ 23,300,693</u>

The notes to the financial statements are an integral part of this statement.

TOWN OF REDINGTON SHORES, FLORIDA

BALANCE SHEET  
GOVERNMENTAL FUNDS

September 30, 2023  
With Comparative Total Amounts for September 30, 2022

	2023			2022
	General	Capital Improvements	Total Governmental Funds	Total
<b>ASSETS</b>				
Cash and cash equivalents	\$ 1,874,428	\$ 1,120,937	\$ 2,995,365	\$ 3,124,629
Investments	6,744,479	2,329,713	9,074,192	8,648,983
Receivables - other	110,893	7,714	118,607	119,947
Due from other governments	-	54,015	54,015	76,482
Inventory of supplies	3,280	-	3,280	3,386
Prepaid expenditures	61,349	-	61,349	2,518
Due from other funds	-	7,291	7,291	85,022
<b>TOTAL ASSETS</b>	<b>\$ 8,794,429</b>	<b>\$ 3,519,670</b>	<b>\$ 12,314,099</b>	<b>\$ 12,060,967</b>
<b>LIABILITIES AND FUND BALANCES</b>				
<b>LIABILITIES</b>				
Accounts payable	\$ 119,679	\$ 4,772	\$ 124,451	\$ 120,098
Accrued liabilities	10,455	-	10,455	11,483
Due to other funds	1,000,822	77,973	1,078,795	-
<b>TOTAL LIABILITIES</b>	<b>1,130,956</b>	<b>82,745</b>	<b>1,213,701</b>	<b>131,581</b>
<b>DEFERRED INFLOWS OF RESOURCES</b>				
Deferred revenue	7,575	-	7,575	1,155,480
<b>TOTAL DEFERRED INFLOWS</b>	<b>7,575</b>	<b>-</b>	<b>7,575</b>	<b>1,155,480</b>
<b>TOTAL LIABILITIES AND DEFERRED INFLOWS</b>	<b>1,138,531</b>	<b>82,745</b>	<b>1,221,276</b>	<b>1,287,061</b>
<b>FUND BALANCES</b>				
Fund balances				
Non-spendable:				
Inventories and prepaids	64,629	-	64,629	5,904
Restricted for:				
Infrastructure	-	2,277,897	2,277,897	2,180,290
Land dedication units - community enhancements	-	546,693	546,693	467,319
Impact fees	-	137,596	137,596	127,580
Assigned to:				
Stormwater	-	474,739	474,739	-
Unassigned	7,591,269	-	7,591,269	7,992,813
<b>TOTAL FUND BALANCES</b>	<b>7,655,898</b>	<b>3,436,925</b>	<b>11,092,823</b>	<b>10,773,906</b>
<b>TOTAL LIABILITIES, DEFERRED INFLOWS AND FUND BALANCES</b>	<b>\$ 8,794,429</b>	<b>\$ 3,519,670</b>	<b>\$ 12,314,099</b>	<b>\$ 12,060,967</b>

The notes to the financial statements are an integral part of this statement.



TOWN OF REDINGTON SHORES, FLORIDA

RECONCILIATION OF THE BALANCE SHEET - GOVERNMENTAL FUNDS TO THE  
STATEMENT OF NET POSITION - GOVERNMENTAL ACTIVITIES

September 30, 2023

Fund Balances - total governmental funds		\$ 11,092,823
<p>Amounts reported for governmental activities in the statement of net position are different because:</p>		
<p>Capital assets used in governmental activities are not financial resources and therefore are not reported in the governmental funds.</p>		
Governmental capital assets	\$ 17,478,718	
Less: Accumulated depreciation	<u>(6,548,052)</u>	
		10,930,666
<p>Long-term liabilities are not due and payable in the current period and therefore are not reported in the governmental funds.</p>		
Governmental note payable	(641,028)	
Accrued interest	(9,911)	
Compensated absences	(7,968)	
Net pension liability - Florida Retirement System	<u>(439,714)</u>	
		(1,098,621)
<p>Deferred outflows and inflows of resources related to pensions are not reported in the governmental funds but will be recognized in pension expense on a long-term basis and are therefore reported in the statement of net position.</p>		
Deferred outflows of resources related to pensions - Florida Retirement System	153,604	
Deferred inflows of resources related to pensions - Florida Retirement System	<u>(59,455)</u>	
		<u>94,149</u>
Net position of governmental activities.		<u><u>\$ 21,019,017</u></u>

The notes to the financial statements are an integral part of this statement.

TOWN OF REDINGTON SHORES, FLORIDA

STATEMENT OF REVENUES, EXPENDITURES, AND CHANGES IN FUND BALANCES  
GOVERNMENTAL FUNDS

For the Year Ended September 30, 2023  
With Comparative Total Amounts for the Year Ended September 30, 2022

	2023			2022
	General	Capital Improvements	Total Governmental Funds	Total
<b>REVENUES</b>				
Taxes	\$ 1,890,586	\$ -	\$ 1,890,586	\$ 1,715,186
Licenses and permits	274,605	-	274,605	328,113
Intergovernmental revenue	313,762	329,046	642,808	619,390
Fines and forfeits	1,662	-	1,662	3,257
Interest	316,041	114,047	430,088	74,473
Charges for services	560,595	41,551	602,146	656,591
Land dedication fees	-	69,500	69,500	115,500
Miscellaneous revenues	63,754	-	63,754	9,050
<b>TOTAL REVENUES</b>	<u>3,421,005</u>	<u>554,144</u>	<u>3,975,149</u>	<u>3,521,560</u>
<b>EXPENDITURES</b>				
Current:				
General government	988,911	-	988,911	934,915
Public safety	1,151,946	-	1,151,946	1,015,369
Physical environment	676,330	97,237	773,567	636,564
Culture and recreation	132,359	7,031	139,390	103,270
Capital outlay	109,308	197,470	306,778	74,207
Debt service:				
Principal	-	256,410	256,410	256,410
Interest	-	39,230	39,230	51,154
<b>TOTAL EXPENDITURES</b>	<u>3,058,854</u>	<u>597,378</u>	<u>3,656,232</u>	<u>3,071,889</u>
<b>EXCESS OF REVENUES OVER (UNDER) EXPENDITURES</b>	<u>362,151</u>	<u>(43,234)</u>	<u>318,917</u>	<u>449,671</u>
<b>OTHER FINANCING SOURCES</b>				
Transfers in	-	-	-	50,000
<b>TOTAL OTHER FINANCING SOURCES</b>	<u>-</u>	<u>-</u>	<u>-</u>	<u>50,000</u>
<b>NET CHANGE IN FUND BALANCES</b>	362,151	(43,234)	318,917	499,671
<b>FUND BALANCES - BEGINNING OF YEAR</b>	<u>7,293,747</u>	<u>3,480,159</u>	<u>10,773,906</u>	<u>10,274,235</u>
<b>FUND BALANCES - END OF YEAR</b>	<u>\$ 7,655,898</u>	<u>\$ 3,436,925</u>	<u>\$ 11,092,823</u>	<u>\$ 10,773,906</u>

The notes to the financial statements are an integral part of this statement.

TOWN OF REDINGTON SHORES, FLORIDA

RECONCILIATION OF THE STATEMENT OF REVENUES, EXPENDITURES, AND CHANGES IN FUND BALANCES  
 - GOVERNMENTAL FUNDS TO THE STATEMENT OF ACTIVITIES - GOVERNMENTAL ACTIVITIES

For the Year Ended September 30, 2023

Net change in fund balances - total governmental funds \$ 318,917

Amounts reported for governmental activities in the statement of activities are different because:

Governmental funds report capital outlays as expenditures. However, in the statement of activities, the cost of those assets is depreciated over their estimated useful lives.

Expenditures for capital assets	\$ 306,778	
Less: Current year depreciation	<u>(454,932)</u>	(148,154)

Long-term liabilities are not due and payable in the current period and therefore are not reported in the governmental funds.

Principal payments on long-term debt	256,410	
Change in accrued interest	<u>3,966</u>	260,376

Some expenses, or reductions to expenses, reported in the statement of activities do not require the use, or receipt, of current financial resources and therefore are not reported as expenditures, or reductions to expenditures, in governmental funds.

Change in compensated absences	(945)	
Pension expense - Florida Retirement System	<u>(85,453)</u>	<u>(86,398)</u>

Change in net position of governmental activities.		<u><u>\$ 344,741</u></u>
--	--	--------------------------

The notes to the financial statements are an integral part of this statement.

TOWN OF REDINGTON SHORES, FLORIDA

STATEMENT OF NET POSITION  
 PROPRIETARY FUND

September 30, 2023  
 With Comparative Amounts for September 30, 2022

	Business-type Activity - Sewer Fund	
	2023	2022
<b>ASSETS</b>		
<b>CURRENT ASSETS</b>		
Cash and cash equivalents	\$ 332,986	\$ 223,024
Investments	1,165,235	1,110,633
Receivables - other	184,019	146,245
Due from other funds	1,071,504	-
Total current assets	<u>2,753,744</u>	<u>1,479,902</u>
<b>NON-CURRENT ASSETS</b>		
Capital Assets:		
Land and land rights	8,091	8,091
Improvements other than buildings	2,696,297	2,631,873
Equipment	102,529	91,753
Less: Accumulated depreciation	(1,446,384)	(1,379,118)
Total non-current assets	<u>1,360,533</u>	<u>1,352,599</u>
<b>TOTAL ASSETS</b>	<u><u>\$ 4,114,277</u></u>	<u><u>\$ 2,832,501</u></u>
<b>LIABILITIES</b>		
<b>CURRENT LIABILITIES</b>		
Accounts payable	\$ 186,341	\$ 121,062
Due to other funds	-	85,022
Total current liabilities	<u>186,341</u>	<u>206,084</u>
<b>TOTAL LIABILITIES</b>	<u>186,341</u>	<u>206,084</u>
<b>DEFERRED INFLOWS OF RESOURCES</b>		
Deferred revenue	<u>1,017,150</u>	<u>-</u>
<b>TOTAL DEFERRED INFLOWS</b>	<u>1,017,150</u>	<u>-</u>
<b>TOTAL LIABILITIES AND DEFERRED INFLOWS</b>	<u>1,203,491</u>	<u>206,084</u>
<b>NET POSITION</b>		
Investment in capital assets	1,360,533	1,352,599
Unrestricted	<u>1,550,253</u>	<u>1,273,818</u>
<b>TOTAL NET POSITION</b>	<u>2,910,786</u>	<u>2,626,417</u>
<b>TOTAL LIABILITIES, DEFERRED INFLOWS AND NET POSITION</b>	<u><u>\$ 4,114,277</u></u>	<u><u>\$ 2,832,501</u></u>

The notes to the financial statements are an integral part of this statement.

TOWN OF REDINGTON SHORES, FLORIDA

STATEMENT OF REVENUES, EXPENSES, AND CHANGES IN NET POSITION  
 PROPRIETARY FUND

For the Year Ended September 30, 2023

With Comparative Amounts for the Year Ended September 30, 2022

	Business-type Activity - Sewer Fund	
	2023	2022
OPERATING REVENUES		
Charges for services	\$ 1,110,275	\$ 1,021,865
Intergovernmental revenue - Federal grant	131,307	-
TOTAL OPERATING REVENUES	<u>1,241,582</u>	<u>1,021,865</u>
OPERATING EXPENSES		
Contractual services	839,501	804,101
Repairs and maintenance	61,108	25,823
Office and utilities	44,054	93,562
Depreciation	67,266	53,773
TOTAL OPERATING EXPENSES	<u>1,011,929</u>	<u>977,259</u>
OPERATING INCOME	<u>229,653</u>	<u>44,606</u>
NON-OPERATING REVENUE		
Interest earned	54,716	9,623
INCOME BEFORE TRANSFERS	<u>284,369</u>	<u>54,229</u>
TRANSFERS		
Transfers out	-	(50,000)
TOTAL TRANSFERS	<u>-</u>	<u>(50,000)</u>
CHANGES IN NET POSITION	284,369	4,229
NET POSITION - BEGINNING OF YEAR	<u>2,626,417</u>	<u>2,622,188</u>
NET POSITION - END OF YEAR	<u>\$ 2,910,786</u>	<u>\$ 2,626,417</u>

The notes to the financial statements are an integral part of this statement.

TOWN OF REDINGTON SHORES, FLORIDA

STATEMENT OF CASH FLOWS  
PROPRIETARY FUND

For the Year Ended September 30, 2023  
With Comparative Amounts for the Year Ended September 30, 2022

	Business-type Activity - Sewer Fund	
	2023	2022
INCREASE (DECREASE) IN CASH AND CASH EQUIVALENTS		
CASH FLOWS FROM OPERATING ACTIVITIES		
Cash received from customers	\$ 1,072,501	\$ 1,020,936
Cash payments to suppliers for goods and services	(879,384)	(871,773)
NET CASH PROVIDED BY OPERATING ACTIVITIES	193,117	149,163
CASH FLOWS FROM NON-CAPITAL FINANCING ACTIVITIES		
Cash payments to other funds	(8,070)	-
Transfers out	-	(50,000)
NET CASH USED BY NON-CAPITAL FINANCING ACTIVITIES	(8,070)	(50,000)
CASH FLOWS FROM CAPITAL AND RELATED FINANCING ACTIVITIES		
Acquisition and construction of capital assets	(75,199)	(315,466)
NET CASH USED BY CAPITAL AND RELATED FINANCING ACTIVITIES	(75,199)	(315,466)
CASH FLOWS FROM INVESTING ACTIVITIES		
Purchases of investments	(54,602)	(9,603)
Proceeds from sales of investments	-	100,000
Interest and dividends on cash and cash equivalents	54,716	9,623
NET CASH PROVIDED BY INVESTING ACTIVITIES	114	100,020
NET INCREASE (DECREASE) IN CASH AND CASH EQUIVALENTS	109,962	(116,283)
CASH AND CASH EQUIVALENTS - BEGINNING OF YEAR	223,024	339,307
CASH AND CASH EQUIVALENTS - END OF YEAR	\$ 332,986	\$ 223,024
RECONCILIATION OF OPERATING INCOME (LOSS) TO NET CASH PROVIDED BY OPERATING ACTIVITIES		
Operating income (loss)	\$ 229,653	\$ 44,606
Adjustments to reconcile operating income (loss) to net cash provided by operating activities:		
Income recognized from prior year deferred revenue	(131,307)	-
Depreciation	67,266	53,773
Changes in assets and liabilities:		
(Increase) Decrease in Receivables	(37,774)	(929)
(Increase) Decrease in Prepaid Expense	-	84,012
Increase (Decrease) in Accounts Payable	65,279	(32,299)
TOTAL ADJUSTMENTS	(36,536)	104,557
NET CASH PROVIDED (USED) BY OPERATING ACTIVITIES	\$ 193,117	\$ 149,163

There were no non-cash investing or financing activities for the years ended September 30, 2023 or 2022

The notes to the financial statements are an integral part of this statement.

TOWN OF REDINGTON SHORES, FLORIDA

NOTES TO THE FINANCIAL STATEMENTS

SEPTEMBER 30, 2023

**NOTE 1 - SUMMARY OF SIGNIFICANT ACCOUNTING POLICIES**

The Town of Redington Shores (Town) maintains its accounting records in accordance with generally accepted accounting principles (GAAP) as applied to government units. The Governmental Accounting Standards Board (GASB) is the accepted standard-setting body for establishing governmental accounting and financial reporting principles. The more significant of the Town's accounting policies are described below.

**A. The Reporting Entity**

The Town is a political subdivision of the State of Florida, located in Pinellas County in the west central portion of the State. The Town was incorporated on August 30, 1955 under the provisions of the Laws of Florida, 1955, Section 35, Chapter 31209 and since that time has operated under the same charter. The Town is approximately .36 square miles in area. The Town is a full-service municipality providing its citizens with a full complement of municipal services to include solid waste removal.

In evaluating how to define the Town of Redington Shores, Florida (the primary government), for financial reporting purposes, management has considered all potential component units. The decision to include a potential component unit in the reporting entity was made by applying the criteria set forth in GASB Statement No. 14, "The Financial Reporting Entity."

This governmental accounting standard requires that these financial statements present the Town of Redington Shores (the primary government) and component units, if any. Component units generally are legally separate entities for which a primary government is financially accountable. Financial accountability ordinarily involves meeting both of the following criteria: the primary government is accountable for the potential component unit (i.e., the primary government appoints the voting majority of its board) and the primary government is able to impose its will upon the potential component unit, or there is a possibility that the potential component unit may provide specific financial benefits or impose specific financial burdens on the primary government.

The Town has no component units as of September 30, 2023.

**B. Government-Wide and Fund Financial Statements**

The Town has adopted the provisions of GASB Statement No. 34, "Basic Financial Statements and Management Discussion and Analysis for State and Local Governments." The government-wide financial statements (i.e., the statement of net position and the statement of activities) report information on all of the activities of the primary government. For the most part, the effect of interfund activity has been removed from these statements. *Governmental activities*, which normally are supported by taxes and intergovernmental revenues, are reported separately from *business-type activities*, which rely to a significant extent on fees and charges for support.

The statement of activities demonstrates the degree to which the direct expenses of a given function or segment are offset by program revenues. Direct expenses are those that are clearly identifiable with a specific function or segment. Program revenues include 1) charges to customers or applicants who purchase, use, or directly benefit from goods, services, or privileges provided by a given function or segment and 2) grants and contributions that are restricted to meeting the operational or capital requirements of a particular function or segment. Taxes and other items not properly included among program revenues are reported instead as general revenues.

Separate financial statements are provided for governmental funds and proprietary funds. Major individual governmental funds and the individual enterprise fund are reported as separate columns in the fund financial statements.

**NOTE 1 - SUMMARY OF SIGNIFICANT ACCOUNTING POLICIES** (continued)

Since the governmental fund financial statements are presented on a different measurement focus and basis of accounting than the government-wide statements, governmental activities column, a reconciliation is presented on the page following each statement, which briefly explains the adjustments necessary to reconcile the fund-based financial statements to the governmental activities column of the government-wide presentation.

**C. Measurement Focus and Basis of Accounting**

The government-wide financial statements are reported using the economic resources measurement focus and the accrual basis of accounting, as are the proprietary fund financial statements. Revenues are recorded when earned and expenses are recorded when a liability is incurred, regardless of the timing of related cash flows. Property taxes are recognized as revenues in the year for which they are levied. Grants and similar items are recognized as revenue as soon as all eligibility requirements imposed by the provider have been met.

Governmental fund financial statements are reported using the current financial resources measurement focus and the modified accrual basis of accounting. Revenues are recognized as soon as they are both measurable and available. Revenues are considered to be available when they are collectible within the current period or soon enough thereafter to pay liabilities of the current period. For this purpose, the government considers revenues to be available if they are collected within 60 days of the end of the current fiscal period. Expenditures generally are recorded when a liability is incurred, as under accrual accounting. However, debt service expenditures, as well as expenditures related to compensated absences, are recorded only when payment is due.

Franchise taxes, licenses, and interest associated with the current fiscal period are all considered to be susceptible to accrual and so have been recognized as revenues of the current fiscal period. All other revenue items are considered to be measurable and available only when cash is received by the Town.

The Town reports the following major funds:

The General Fund is the government's primary operating fund. It accounts for all financial resources of the general government, except those required to be accounted for in another fund.

The Capital Improvements Fund is a governmental fund that accumulates resources for the construction of capital projects funded primarily by the infrastructure sales surtax.

The Sewer Fund accounts for the assets, operations and maintenance of the Town-owned sewage collection system.

Private-sector standards of accounting and financial reporting are followed in both the government-wide and proprietary fund financial statements to the extent that those standards do not conflict with or contradict guidance of the Governmental Accounting Standards Board.

As a general rule, the effect of interfund activity has been eliminated from the government-wide financial statements. Exceptions to this general rule are payments-in-lieu of taxes and other charges between the government's sewer function and various other functions of the government. Elimination of these charges would distort the direct cost and program revenues reported for the various functions concerned.

Amounts reported as *program* revenues include 1) charges to customers or applicants for goods, services, or privileges provided, 2) operating grants and contributions, and 3) capital grants and contributions, including special assessments. Internally dedicated resources are reported as *general revenues* rather than as program revenues. Likewise, general revenues include all taxes.



SEPTEMBER 30, 2023

**NOTE 1 - SUMMARY OF SIGNIFICANT ACCOUNTING POLICIES** (continued)

Proprietary funds distinguish *operating* revenues and expenses from non-operating items. Operating revenues and expenses generally result from providing services and producing and delivering goods in connection with a proprietary funds' principal ongoing operations. Operating expenses for enterprise funds include the cost of sales and services, administrative expenses, and depreciation on capital assets. All revenues and expenses not meeting this definition are reported as non-operating revenues and expenses.

When both restricted and unrestricted resources are available for use, it is the Town's policy to use restricted resources first, then unrestricted resources as they are needed.

**D. Assets, Deferred Outflows, Liabilities, Deferred Inflows and Net Position or Fund Balances**

**Cash and Cash Equivalents**

The Town's cash and cash equivalents are considered to be cash on hand, demand deposits, and short-term investments with original maturities of twelve months or less from the date of acquisition.

**Deposits and Investments**

The Town's investment policy is to maintain funds in investments which yield the highest possible efficiency and return within the limitations established by Chapter 166.261, Florida Statutes. Provisions of those statutes authorize the Town to invest in:

- a) Florida State Board of Administration Local Government Pooled Investment Fund.
- b) Bonds, notes or other obligations of the United States or for which the credit of the United States is pledged for the payment thereof.
- c) Interest-bearing time deposits, savings accounts or collective investment funds in banks or savings and loan associations organized under the laws of the United States.
- d) Obligations of the federal farm credit banks and the Federal Home Loan Mortgage Corporation.
- e) Obligations of the Federal National Mortgage Association and the Government National Mortgage Association.

The Town's investments consist of amounts on deposit with an investment pool that qualifies as an external investment pool under the guidance in GASB Statement No. 79, "Certain External Investment Pools and Pool Participants," which allows qualifying external investment pools to elect to measure all investment at amortized cost if the pool meets certain criteria and subsequently allows pool participants to record an investment in the pool at amortized cost.

**Receivables and Payables**

Activity between funds that are representative of lending / borrowing arrangements outstanding at the end of the fiscal year are referred to as either "due to / from other funds" (i.e., the current portion of interfund loans) or "advances to / from other funds" (i.e., the non-current portion of interfund loans). All other outstanding balances between funds are reported as "due to / from other funds." Any residual balances outstanding between the governmental activities and business-type activities are reported in the government-wide financial statements as "interfund balances."

TOWN OF REDINGTON SHORES, FLORIDA

NOTES TO THE FINANCIAL STATEMENTS

SEPTEMBER 30, 2023

**NOTE 1 - SUMMARY OF SIGNIFICANT ACCOUNTING POLICIES** (continued)

All tax, accounts, and intergovernmental receivables are shown net of an allowance for uncollectibles. For the year ended September 30, 2023, all receivables are deemed collectible. Therefore, there are no allowances for uncollectible receivables.

Property Taxes - Under Florida law, the assessment of all properties and the collection of all county, municipal and school board property taxes are consolidated in the offices of the County Property Appraiser and County Tax Collector.

The tax levy of the Town is established by the Town Commission prior to October 1 of each year, and the Pinellas County Property Appraiser incorporates the Town's millages into the total tax levy, which includes the Pinellas County School Board tax requirements. The Town is permitted by State law to levy taxes up to ten mills of assessed valuation, exclusive of taxes levied for the payment of bonds. For the years ended September 30, 2023 and September 30, 2022, the millage rate assessed by the Town was 1.6896.

All property is reassessed according to its fair market value January 1 of each year. Each assessment roll is submitted to the Executive Director of the State Department of Revenue for review to determine if the rolls meet all of the appropriate requirements of State statutes.

All taxes are due and payable on November 1 of each year or as soon thereafter as the assessment roll is certified and delivered to the Tax Collector. All unpaid taxes become delinquent on April 1 following the year in which they are assessed. Discounts are allowed for early payment at the rate of 4% in the month of November, 3% in the month of December, 2% in the month of January and 1% in the month of February. The taxes paid in March are without discount.

Delinquent taxes on real property bear interest at 18% per year. On or prior to June 1 following the tax year, certificates are sold for all delinquent taxes on property. After sale, tax certificates bear interest at 18% per year or at any lower rate bid by the buyer. Application for a tax deed on any unredeemed tax certificates may be made by the certificate holder after a period of two years.

Delinquent taxes on personal property bear interest at 18% per year until the tax is satisfied either by seizure and sale of the property or by the five-year statute of limitations.

Because of the Pinellas County Tax Collector's efficient system for selling tax certificates and remitting the proceeds to the Town, any delinquent or uncollected property taxes at year-end are immaterial. The Town's tax calendar is as follows:

Valuation Date:	January 1
Levy Date:	November 1
Due Date:	March 31, succeeding year
Lien Date:	April 1, succeeding year

**Capital Assets**

Capital assets, which include property, plant, equipment, and infrastructure assets (e.g., roads, sidewalks, and similar items), are reported in the applicable governmental or business-type activities columns in the government-wide financial statements. Capital assets are defined by the government as assets with an initial, individual cost of more than \$5,000 and an estimated useful life in excess of two years. Such assets are recorded at historical cost or estimated historical cost if purchased or constructed. Donated capital assets are recorded at the date of acquisition.

Donated capital assets, donated works of art and similar items, and capital assets received in a service concession arrangement should be reported at acquisition value rather than fair value.

TOWN OF REDINGTON SHORES, FLORIDA

NOTES TO THE FINANCIAL STATEMENTS

SEPTEMBER 30, 2023

**NOTE 1 - SUMMARY OF SIGNIFICANT ACCOUNTING POLICIES** (continued)

The cost of normal maintenance and repairs that do not add to the value of the asset or materially extend assets' lives are not capitalized.

Capital assets of the primary government are depreciated using the straight-line method over the following estimated useful lives:

	<u>Years</u>
Buildings and improvements	20-40
Improvements other than buildings	10-40
Infrastructure	20-40
Equipment	5-10

**Deferred Outflows and Inflows of Resources**

The Town has implemented the provisions of GASB Statement Nos. 63 and 65. Statement No. 63, "Financial Reporting of Deferred Outflows of Resources, Deferred Inflows of Resources, and Net Position," provides financial reporting guidance for deferred outflows and inflows of resources, originally introduced and defined in GASB Concepts Statement No. 4, "Elements of Financial Statements," as an acquisition or consumption, respectively, of net position applicable to a future reporting period. Further, Concepts Statement No. 4 also identifies net position as the residual of all other elements presented in a statement of financial position. Statement No. 65, "Items Previously Reported As Assets and Liabilities," reclassifies and recognizes certain items that were formerly reported as assets and liabilities as one of the four financial statement elements, (1) deferred outflows of resources, (2) outflows of resources, (3) deferred inflows of resources, and (4) inflows of resources. Concepts Statement No. 4 requires that deferred outflows and deferred inflows be recognized only in those instances specifically identified in GASB pronouncements. Statement No. 65 provides that guidance.

The Town reports increases and decreases in net position that relate to future periods as deferred inflows of resources and deferred outflows of resources, respectively, in a separate section of the statement of net position.

**Compensated Absences**

It is the Town's policy to permit employees to accumulate earned but unused annual leave and sick pay benefits. Regular, full-time permanent employees earn vacation and sick leave starting with the first day of employment. Vacation leave is earned based on years of continuous and creditable service up to a maximum of four weeks. Employees are allowed to carry forward ten days of vacation at the end of their anniversary date. An employee who has served one year or more and who voluntarily terminates employment with the Town is paid for any unused vacation leave accumulated to the time of termination.

Sick leave is earned at the rate of five sick days a year for the first year of service and ten days a year for the second year and thereafter. Upon termination, providing the employee has two continuous years of service and that termination is not a dismissal, the employee is entitled to a lump-sum payment for all accrued unused sick leave in accordance with the following schedule:

<u>Years of Service</u>	<u>Payment Upon Separation</u>
2 through 6 years	20% up to and not to exceed 200 hours
7 through 19 years	30% up to and not to exceed 240 hours
20 years and up	40% up to and not to exceed 400 hours

Vested or accumulated annual leave and sick leave that is expected to be liquidated with expendable available financial resources is reported as an expenditure and a fund liability of the governmental fund that will pay it.

**NOTE 1 - SUMMARY OF SIGNIFICANT ACCOUNTING POLICIES** (continued)

Amounts of vested or accumulated vacation and sick leave that are not expected to be liquidated with expendable available financial resources are reported in non-current liabilities. No expenditure is reported for these amounts.

All sick and vacation pay is accrued when incurred in the government-wide financial statements. A liability for these amounts is reported in governmental funds only if they have matured, for example, as a result of employee resignations and retirements.

**Deferred Inflows of Resources - Deferred Revenue**

In the governmental funds and government-wide statements, the amount recorded as a deferred inflow of resources – deferred revenue is comprised of business registration fees collected in advance of the October 1 due date, which will be recognized as revenue in the subsequent fiscal year, and unexpended American Rescue Plan Act funds.

**Non-Current Liabilities**

In the government-wide financial statements and proprietary fund types in the fund financial statements, long-term debt and other long-term obligations are reported as liabilities in the applicable governmental activities, business-type activities, or proprietary fund type statement of net position.

**Classification of Net Position**

The government-wide and business-type fund financial statements utilize a net position presentation. Net position is categorized as net investment in capital assets, restricted and unrestricted.

- Net Investment in Capital Assets - is intended to reflect the portion of net position which is associated with non-liquid, capital assets, net of related debt.
- Restricted Net Position - are liquid assets, generated from revenues and net bond proceeds, which are not accessible for general use because of third-party (statutory, bond covenant or granting agency) limitations.
- Unrestricted Net Position - represents unrestricted liquid assets.

**Classification of Fund Balance**

GASB Statement No. 54 (GASB 54), "Fund Balance Reporting and Governmental Fund Type Definitions," establishes fund balance classifications that comprise a hierarchy based primarily on the extent to which a government is bound to observe constraints imposed upon the use of the resources reported in governmental funds. Fund balance shall be composed of non-spendable, restricted, committed, assigned, and unassigned amounts.

Fund balance information is used to identify the available resources to repay long-term debt, satisfy future commitments, acquire capital assets, add new governmental programs, or enhance the financial position of the Town in accordance with the policies established by the Town Commission.

The spending order of fund balances is as follows:

- Non-spendable - established to report items that are not expected to be converted to cash such as inventory and prepaid items; items not currently in cash form such as the long-term amount of loans and notes receivable as well as property acquired for resale; and items legally or contractually required to be maintained intact such as the corpus (or principal) of a permanent fund.

**NOTE 1 - SUMMARY OF SIGNIFICANT ACCOUNTING POLICIES** (continued)

- *Restricted* - represents the amount that can be spent only for specific purposes stipulated by (a) external resource providers such as creditors (by debt covenants), service / contractual agreement, grantors, contributors, or laws or regulations of other governments; or (b) imposed by law through constitutional provisions or enabling legislation.
- *Committed* - includes fund balance amounts that can be used only for the specific purposes that are internally imposed by a formal action (a Resolution) of the government's highest level of decision-making authority, the Town Commission. Commitments may be changed or lifted only by the Town taking the same formal action (a Resolution) that imposed the constraint initially. Contractual obligations are included to the extent that existing resources in the fund have been specifically committed for use in satisfying those contractual obligations. Commitment may be made for such purposes as, (a) major maintenance and repair projects; (b) meeting future obligations resulting from a natural disaster; (c) accumulating resources pursuant to stabilization arrangements; (d) establishing reserves for disasters; and / or (e) for setting aside amounts for specific projects.
- *Assigned* - includes amounts intended to be used by the government for specific purposes. The Town Commission, by formal vote (or management designee via Commission action), has the authority authorized to assign fund balance to a specific purpose. In governmental funds other than the General Fund, assigned fund balance represents the amount that is not restricted or committed. This indicates that the resources in other governmental funds are, at a minimum, intended to be used for the purpose of that fund. Assigned fund balance may or may not be appropriated for expenditures during the budget process and in the subsequent year depending on the timing of the project / reserve for which it was assigned.
- *Unassigned* - includes residual positive fund balance within the General Fund which has not been classified within the other above-mentioned categories. Unassigned fund balance may also include negative balances for any governmental fund if expenditures exceed amounts restricted, committed, or assigned for those specific purposes.

These classifications reflect not only the nature of funds, but also provide clarity to the level of restriction placed upon fund balance. Fund balance can have different levels of restraint, such as external versus internal compliance requirements. Unassigned fund balance is a residual classification within the General Fund. The General Fund should be the only fund that reports a positive unassigned balance. In all other funds, unassigned is limited to negative residual fund balance.

In circumstances when an expenditure is made for a purpose for which amounts are available in multiple fund balance classifications, fund balance is generally depleted in the order of restricted, committed, assigned, and unassigned.

**E. Estimates**

The preparation of financial statements in conformity with accounting principles generally accepted in the United States of America requires management to make estimates and assumptions that affect the reported amounts of assets and liabilities and disclosure of contingent assets and liabilities at the date of the financial statements and the reported amounts of revenues and expenses during the reporting period. Actual results could differ from those estimates.

TOWN OF REDINGTON SHORES, FLORIDA

NOTES TO THE FINANCIAL STATEMENTS

SEPTEMBER 30, 2023

**NOTE 1 - SUMMARY OF SIGNIFICANT ACCOUNTING POLICIES** (continued)

**F. Comparative Data / Reclassifications**

The financial statements include summarized prior year comparative information that does not include sufficient detail to constitute a presentation in conformity with accounting principles generally accepted in the United States of America. Accordingly, such information should be read in conjunction with the financial statements for the year ended September 30, 2022, from which such summarized information was derived.

Certain amounts presented from the year ended September 30, 2022 have been reclassified to maintain comparability and conform to the presentation of amounts from the year ended September 30, 2023.

**NOTE 2 - STEWARDSHIP, COMPLIANCE AND ACCOUNTABILITY**

Annual budgets are adopted on a basis consistent with generally accepted accounting principles for the General Fund and the enterprise fund and are controlled on a fund and department level. The Town adopts project-length budgets for its Capital Improvements Fund. All annual appropriations lapse at fiscal year-end.

On or before July 31 of each year, all departments of the Town submit requests for appropriation to the Town Administrator so that a budget may be prepared. The budget is prepared by fund, function, and activity, and includes information on the past year, current year estimates, and requested appropriations for the next fiscal year.

The proposed budget is presented to the Town Commission for review before August 31. The Town Commission holds public hearings and may add to, subtract from, or change appropriations, but may not change the form of the budget. Any changes in the budget must be within the revenues and reserves estimated as available by the Town Administrator, or the revenue estimates must be changed by an affirmative vote of a majority of the town commission.

Expenditures may not legally exceed budgeted appropriations at the department level. All budget amounts presented in the accompanying financial statements have been adjusted, where applicable, for revisions approved by the Town Commission. General Fund appropriations were reduced by \$61,765.

**NOTE 3 – CASH, CASH EQUIVALENTS AND INVESTMENTS**

**Deposits:**

The Town's deposits are covered by federal depository insurance and, for any amount in excess of such federal depository insurance, by the State of Florida's Security for Public Deposits Act. Provisions of the Act require that public deposits may only be made at qualified public depositories. The Act requires each qualified public depository to deposit with the State Treasurer eligible collateral equal to or in excess of the required collateral as determined by the provisions of the Act. In the event of a failure by a qualified public depository, losses in excess of federal depository insurance and proceeds from the sale of the securities pledged by the defaulting depository are assessed against the other qualified public depositories of the same type as the depository in default. The carrying amount of the Town's deposits as of September 30, 2023 was \$3,328,251, excluding \$100 of petty cash funds. As of September 30, 2022, the carrying amount of the Town's deposits \$3,347,653.

**Investments:**

Florida Statutes (218.415) authorize municipalities to invest excess funds in time deposits or savings accounts of financial institutions approved by the State Treasurer, obligations of the U. S. Government, U. S. Government Instrumentalities, State of Florida Local Government Surplus Trust Fund (State Board of Administration), and mutual funds investing in U. S. Government Securities.

SEPTEMBER 30, 2023

**NOTE 3 – CASH, CASH EQUIVALENTS AND INVESTMENTS (continued)**

The Local Government Surplus Trust Fund (Florida PRIME) is an investment pool administered by the Florida State Board of Administration that is governed by Chapters 215 and 218, Florida Statutes, and Chapter 19-7 of the Florida Administrative Code. A three-member Board of Trustees governs the State Board of Administration and is made up of the State's Governor as chairman, Chief Financial Officer, and Attorney General. This Board is empowered by Florida law to invest funds at the request of local governments. They delegate authority to the Executive Director and Chief Investment Officer to carry out the strategic direction of the organization. Florida PRIME provides eligible participants a cost-effective investment vehicle for their surplus funds. Its investment strategy emphasizes, in order of importance, safety, liquidity and competitive yield. Florida PRIME is managed by an industry leader in professional money management, maintains conservative investment policies, a Standard & Poor's AAA(m) rating, has enhanced transparency, and extensive governance oversight. The Florida PRIME is treated as a "2a-7 like" pool in accordance with GASB Statement No. 79 and is valued using the pooled share price (amortized cost), which approximates fair value. The Florida PRIME funds may be withdrawn upon demand. Investment income is recognized as earned and is allocated to participants based on their equity participation. As of September 30, 2023, the dollar weighted average days to maturity (WAM) of Florida PRIME investments was 35 days. The Town's investment in Florida PRIME as of September 30, 2023 and September 30, 2022 was \$10,239,427 and \$9,759,616, respectively.

**Interest Rate Risk:**

The Town manages its exposure to fair value losses arising from increasing interest rates through its adopted investment policies. The Town limits the effective duration of its investment portfolio through the adoption of nationally recognized risk measure benchmarks such as the Lehman Brothers Aggregate Bond Index.

**Credit Risk:**

Consistent with Chapter 218 of the Florida Statutes, the Town's investment guidelines limit fixed income investments to a quality rating of 'A' or equivalent as rated by one or more recognized bond rating service at the time of purchase. Fixed income investments which are downgraded to 'BAA' or equivalent must be liquidated within a reasonable period of time not to exceed twelve months. Fixed income investments which are downgraded below 'BAA' shall be liquidated immediately.

The Town has adopted a written investment policy in accordance with Section 218.415, Florida Statutes, which is intended to minimize interest rate and credit risk by directing the Town to invest only in authorized investments summarized as follows:

- a) The Local Government Surplus Funds Trust Fund or any intergovernmental investment pool authorized pursuant to the Florida Interlocal Cooperation Act as provided in s. 163.01.
- b) Securities and Exchange Commission registered money market funds with the highest credit quality rating from a nationally recognized rating agency.
- c) Interest-bearing time deposits or savings accounts in qualified public depositories as defined in s. 280.02.
- d) Direct obligations of the United States Treasury.
- e) Federal agencies and instrumentalities.
- f) Securities of, or other interests in, any open-end or closed-end management- type investment company or investment trust registered under the Investment Company Act of 1940, 15 U.S.C. ss. 80a-1 et seq., as amended from time to time, provided that the portfolio of such investment company or investment trust is limited to obligations of the United States Government or any agency or instrumentality thereof and to repurchase agreements fully collateralized by such United States Government obligations, and provided that such investment company or investment trust takes delivery of such collateral either directly or through an authorized custodian.

TOWN OF REDINGTON SHORES, FLORIDA

NOTES TO THE FINANCIAL STATEMENTS

SEPTEMBER 30, 2023

**NOTE 3 – CASH, CASH EQUIVALENTS AND INVESTMENTS (continued)**

**Fair Value of Investments:**

The City categorizes its fair value of investments within the fair value hierarchy established by generally accepted accounting principles pursuant to GASB Statement No. 72, *Fair Value Measurement and Application*. The hierarchy is based on the valuation inputs used to measure the fair value of the asset. Level 1 inputs are quoted market prices in active markets for identical assets; Level 2 inputs are other than quoted prices that are derived from or corroborated by observable market data through correlation or by other means, and Level 3 are significant unobservable inputs.

**NOTE 4 - RECEIVABLES AND DUE FROM OTHER GOVERNMENTS**

Receivables at September 30, 2023, were as follows:

	Governmental Activities		Business-type	Total Primary Government
	General Fund	Capital Improvement Fund	Activities	
			Sewer Fund	
Accounts	\$ 64,533	\$ 7,714	\$ 184,019	\$ 256,266
Taxes	46,360	-	-	46,360
Due from other governments	-	54,015	-	54,015
	<u>\$ 110,893</u>	<u>\$ 61,729</u>	<u>\$ 184,019</u>	<u>\$ 356,641</u>

**NOTE 5 - CAPITAL ASSETS**

Capital asset activity for the year ended September 30, 2023, was as follows:

	Beginning Balance 10/1/2022	Additions	Deletions	Ending Balance 9/30/2023
	<b>Governmental Activities</b>			
Capital assets not being depreciated				
Land and land rights	\$ 2,406,898	\$ -	\$ -	\$ 2,406,898
Total capital assets not being depreciated	<u>2,406,898</u>	<u>-</u>	<u>-</u>	<u>2,406,898</u>
Capital assets being depreciated				
Buildings and improvements	875,532	15,858	-	891,390
Improvements other than buildings	898,532	22,056	-	920,588
Infrastructure	12,454,623	190,495	-	12,645,118
Equipment	536,355	78,369	-	614,724
Total capital assets being depreciated	<u>14,765,042</u>	<u>306,778</u>	<u>-</u>	<u>15,071,820</u>
Less accumulated depreciation				
Buildings and improvements	(491,463)	(23,043)	-	(514,506)
Improvements other than buildings	(531,115)	(41,425)	-	(572,540)
Infrastructure	(4,802,067)	(348,697)	-	(5,150,764)
Equipment	(268,476)	(41,766)	-	(310,242)
Total accumulated depreciation	<u>(6,093,121)</u>	<u>(454,932)</u>	<u>-</u>	<u>(6,548,052)</u>
Total capital assets being depreciated, net	<u>8,671,921</u>	<u>(148,154)</u>	<u>-</u>	<u>8,523,768</u>
<b>Governmental Activities, net</b>	<u>\$ 11,078,819</u>	<u>\$ (148,154)</u>	<u>\$ -</u>	<u>\$ 10,930,666</u>



TOWN OF REDINGTON SHORES, FLORIDA

NOTES TO THE FINANCIAL STATEMENTS

SEPTEMBER 30, 2023

**NOTE 5 - CAPITAL ASSETS** (continued)

	Beginning Balance 10/1/2022	Additions	Deletions	Ending Balance 9/30/2023
<b>Business-type Activities</b>				
Capital assets not being depreciated				
Land and land rights	\$ 8,091	\$ -	\$ -	\$ 8,091
Total capital assets not being depreciated	<u>8,091</u>	<u>-</u>	<u>-</u>	<u>8,091</u>
Capital assets being depreciated				
Improvements other than buildings	2,631,873	64,424	-	2,696,297
Equipment	91,753	10,776	-	102,529
Total capital assets being depreciated	<u>2,723,626</u>	<u>75,200</u>	<u>-</u>	<u>2,798,826</u>
Less accumulated depreciation				
Improvements other than buildings	(1,303,017)	(56,763)	-	(1,359,780)
Equipment	(76,101)	(10,503)	-	(86,604)
Total accumulated depreciation	<u>(1,379,118)</u>	<u>(67,266)</u>	<u>-</u>	<u>(1,446,384)</u>
Total capital assets being depreciated, net	<u>1,344,508</u>	<u>7,934</u>	<u>-</u>	<u>1,352,442</u>
<b>Business-type Activities, net</b>	<u>\$ 1,352,599</u>	<u>\$ 7,934</u>	<u>\$ -</u>	<u>\$ 1,360,533</u>

Depreciation expense was charged to functions/programs of the primary government as follows:

<b>Governmental Activities</b>	
General government	\$ 33,132
Public safety	4,607
Physical environment	378,337
Culture and recreation	<u>38,856</u>
Total depreciation expense - governmental activities	<u>\$ 454,932</u>
<b>Business-type activities:</b>	
Sewer	<u>\$ 67,266</u>
Total depreciation expense- business- type activities	<u>\$ 67,266</u>

**NOTE 6 – DEFERRED REVENUE**

Deferred revenue as of September 30, 2023 consists of local business tax receipts in the amount of \$7,575 received in advance that pertain to fiscal year ended September 30, 2024. The deferred revenue is reported as a deferred inflow of resources.

On August 19, 2021, the Town executed the American Rescue Plan Act Coronavirus Local Fiscal Recovery Fund agreement with the State of Florida Division of Emergency Management. As a result, the Town received funding in the amount of \$1,148,457. As of September 30, 2023, \$131,307 of these funds have been expended. The remaining balance of \$1,017,150 is recorded in the proprietary fund and government-wide statements as a deferred inflow of resources under the category of deferred revenue.

TOWN OF REDINGTON SHORES, FLORIDA

NOTES TO THE FINANCIAL STATEMENTS

SEPTEMBER 30, 2023

**NOTE 7 - RISK MANAGEMENT**

The Town is exposed to various risks of loss related to torts; theft of, damage to, and distribution of assets; errors and omissions; injuries to employees; and natural disasters. In an effort to reduce the rising costs of commercial insurance, the Town purchases its insurance coverage for liability and workers' compensation from a plan sponsored by the Florida League of Cities, Inc.

The plan is a public entity risk pool currently operating as a common risk management and insurance program for local municipalities. The Town pays an annual premium to the plan for property coverage, liability and workers' compensation. The plan, through its various trusts, establishes premium rates based on members' experience and provides the insurance coverage for over 300 Florida municipalities. Each trust carries its own reinsurance coverage.

The Town continues to carry commercial insurance for risks of loss including health, life, building and contents, employee bonds, mobile property, flood, windstorm and employee accident insurance. Settled claims from these risks have not exceeded commercial insurance coverage in any of the past three fiscal years. The Town has not had any significant coverage reductions under these policies from the prior years.

**NOTE 8 - POST- EMPLOYMENT HEALTH CARE BENEFITS**

GASB Statement No. 75, "Accounting and Financial Reporting by Employers for Postemployment Benefits Other than Pensions" (OPEB), established accounting standards for postretirement benefits. The new standard does not require funding of OPEB expenses, but any difference between the annual required contribution and the amount funded during the year is required to be recorded in the employer's financial statements as an increase or (decrease) in the net OPEB obligation.

As of September 30, 2023, the Town's actuary has determined that the Town has no OPEB obligation.

**Plan Description and Funding Policy**

Employees who retire from the Town, and eligible dependents and survivors, are eligible to continue to participate in the Town's health insurance programs at the employee group rate which is determined annually by the Town and approved the Town Commission. Retirees have 31 days to elect to enroll in the Town's health insurance plan in which they were participating at the time of retirement unless otherwise stated in a plan document or collective bargaining agreement. As of September 30, 2023, there were no eligible retirees and dependents participating in the Town's health program.

The Town provides no funding for any portion of the premiums after retirement. However, the Town recognizes that there may be an "implicit subsidy" arising as a result of the blended rate premium when retiree health care costs, on average, are higher than active employee healthcare costs. The plan is not accounted for as a trust fund, as an irrevocable trust has not been established to fund the plan. The plan does not issue a separate financial report.

As of September 30, 2023, the current health care premiums for the Town's health plan are already age adjusted. Therefore, the contributions of the retirees and the age adjusted premiums would be equal. According to the actuary, this would create a liability of \$0. If the Town switches to a group plan with blended premiums or decides to pay for retirees' healthcare benefits in the future, then this liability will no longer be \$0, and a full actuarial valuation will need to be performed.

TOWN OF REDINGTON SHORES, FLORIDA

NOTES TO THE FINANCIAL STATEMENTS

SEPTEMBER 30, 2023

**NOTE 9 – NON-CURRENT LIABILITIES**

Non-current liabilities include a bank loan, accrued compensated absences, and pension liabilities as of September 30, 2023:

**Bank Loan**

In December 2005, the Town obtained a \$5 million loan to fund the undergrounding of utilities. The loan is collateralized by the non-ad valorem revenue of the Town. The loan bears an interest rate of 4.72% and matures in December 2025. This loan was not used to construct capital assets.

**Changes in Non-Current Liabilities**

The following is a summary of changes in long-term debt and other non-current liabilities of the Town:

	Beginning Balance	Additions	Reductions	Ending Balance	Due Within One Year
<b>Governmental activities:</b>					
Bank loan	\$ 897,438	\$ -	\$ (256,410)	\$ 641,028	\$ 256,410
Compensated absences	7,023	6,118	(5,173)	7,968	797
HIS liability	85,892	57,824	-	143,716	-
FRS liability	332,281	-	(36,283)	295,998	-
Total governmental activities, long-term debt and other liabilities	<u>\$ 1,322,634</u>	<u>\$ 63,942</u>	<u>\$ (297,866)</u>	<u>\$ 1,088,710</u>	<u>\$ 257,207</u>

**Annual Requirements to Amortize Debt Outstanding**

The annual requirements to amortize the bank loan outstanding as of September 30, 2023, are as follows:

Years Ending September 30,	Principal	Interest
2024	\$ 256,410	\$ 27,205
2025	256,410	15,113
2026	128,208	3,023
	<u>\$ 641,028</u>	<u>\$ 45,341</u>

(This space left blank intentionally)

TOWN OF REDINGTON SHORES, FLORIDA

NOTES TO THE FINANCIAL STATEMENTS

SEPTEMBER 30, 2023

**NOTE 10 – INTERFUND ACTIVITY**

The following amounts were due to / from each of the Town’s funds as of September 30, 2023:

	<u>Due (to) / from:</u>
<b>General Fund</b>	
Due to Capital Improvement Fund	\$ (7,291)
Due to Sewer Fund	<u>(993,531)</u>
	<u>(1,000,822)</u>
<b>Capital Improvement Fund</b>	
Due from General Fund	7,291
Due to Sewer Fund	<u>(77,973)</u>
	<u>(70,682)</u>
<b>Sewer Fund</b>	
Due from General Fund	993,531
Due from Capital Improvement Fund	<u>77,973</u>
	<u>1,071,504</u>
Total due to:	(1,078,795)
Total due from:	<u>1,078,795</u>
<b>Net Interfund Activity:</b>	<u><b>\$ -</b></u>

The balance owed from the General Fund to the Sewer Fund in the amount of \$993,531 is comprised of \$154,926 due from the Sewer Fund to the General Fund for sewer-related expenditures paid for out of the General Fund, and \$1,148,457 (the entirety of the balance of American Rescue Plan Act funds received) that was intended to be transferred to the Sewer Fund prior to year end. The purpose of this transfer is to record the deferred American Rescue Plan Act (ARPA) revenue, and subsequent revenue recognition, in the Sewer Fund – the fund from which the ARPA expenditures are to be made. The cash transfer of the \$1,148,457 from the General Fund account to the Sewer Fund account took place in November 2023.

The other amounts due to / from the General, Capital Improvement, and Sewer Funds represent expenditures that were determined to pertain to activity within a different fund than the fund from which the expenditures were paid.

**NOTE 11 - DETAILS OF CONSTRAINTS ON FUND BALANCES AND NET POSITION**

	<u>General Fund</u>	<u>Capital Improvements Fund</u>	<u>Total</u>
Fund balances:			
Nonspendable			
Prepaid items and inventory	\$ 64,629	\$ -	\$ 64,629
Restricted for:			
Infrastructure	-	2,277,897	2,277,897
Land dedication units	-	546,693	546,693
Impact fees	-	137,596	137,596
Assigned to:			
Stormwater	-	474,739	474,739
Unassigned	<u>7,591,269</u>	<u>-</u>	<u>7,591,269</u>
Total fund balances	<u>\$ 7,655,898</u>	<u>\$ 3,436,925</u>	<u>\$ 11,092,823</u>

TOWN OF REDINGTON SHORES, FLORIDA

NOTES TO THE FINANCIAL STATEMENTS

SEPTEMBER 30, 2023

**NOTE 11 - DETAILS OF CONSTRAINTS ON FUND BALANCES AND NET POSITION** (continued)

**Reserved Net Position - Sewer Fund**

In 1981, a Sewer Fund Reserve was created by ordinance which required five percent of all sewer service fees collected to be reserved. If approved by the Town Commission, the funds can be used for emergency repair and maintenance work in excess of \$20,000 per item. The reserve does not constitute a restriction of the Sewer Fund net position as the Town Commission is able to make revisions to the reserve funding or its status. A summary of changes in the reserve is as follows:

Balance of beginning of the year	\$ 547,199
Five percent of fess collected	55,408
Interest earned	24,698
Total available	<u>627,305</u>
Less amount approved for transfer	<u>-</u>
Balance at the end of year	<u>\$ 627,305</u>

**NOTE 12 – RETIREMENT PLAN**

**Florida Retirement System**

*Plan Description:* The Town contributes to the Florida Retirement System (FRS), a cost-sharing multiple-employer public employee retirement system (PERS) defined benefit pension plan controlled by the State Legislature and administered by the Florida Department of Management Services, Division of Retirement. The System provides retirement and disability benefits, annual cost-of-living adjustments, a health insurance subsidy, and survivor benefits to plan members and beneficiaries. Chapter 121 of the Florida Statutes assigns the authority to establish and amend benefit provisions to the State of Florida Department of Management Services. The Division of Retirement issues a publicly available report that includes financial statements and required supplementary information for the FRS. The report may be obtained by writing to the Department of Management Services, Division of Retirement, P.O. Box 9000, Tallahassee, Florida 32315-9000, by calling (850) 907-6500, or online at the Florida Retirement System Website: [www.myfrs.com/content/resources/publications/index](http://www.myfrs.com/content/resources/publications/index).

*Funding Policy:* Effective July 1, 2011, FRS requires contributions from covered members at a rate of 3%. The Town is required by State Statute to contribute, on a monthly basis, an actuarially determined rate. The current rates for the indicated time periods, based on employees' gross earnings are:

	<u>07/01/2023 – 09/30/2023</u>	<u>07/01/2022 – 06/30/2023</u>
Regular Employees	13.57%	11.91%
Senior Management	34.52%	31.57%
Elected Officials	58.68%	57.00%

The Town's contributions to the FRS for the fiscal years ending September 30, 2023, 2022, and 2021 were \$56,908, \$43,014, and \$27,901, respectively, and were equal to the required contributions for each year.

*Deferred Retirement Option Program:* The FRS Deferred Retirement Option Program (DROP) is a defined contribution plan and is available to a member when the member first reaches eligibility for normal retirement. The Plan is controlled by the State Legislature and administered by the Florida Department of Management Services, Division of Retirement. Chapter 121 of the Florida Statutes assigns the authority to establish and amend benefit provisions to the State of Florida Department of Management Services. DROP allows a member to retire while continuing employment up to 96 months. During DROP participation, the member's retirement benefits (increased by a cost-of-living adjustment each July) accumulate in the FRS Trust Fund and earn monthly interest. The member must cease employment after a maximum of 96 months, must satisfy the termination requirements for retirement, and is subject to reemployment restrictions thereafter.

TOWN OF REDINGTON SHORES, FLORIDA

NOTES TO THE FINANCIAL STATEMENTS

SEPTEMBER 30, 2023

**NOTE 12 - RETIREMENT PLAN** (continued)

The member's DROP accumulation may be paid out as a lump sum payment, a rollover, or a combination partial lump sum payment and rollover. During the DROP eligibility period, the Town is required to make contributions to FRS. The current rate, effective July 1, 2023 and continuing through September 30, 2023 based upon employees' gross earnings is 21.13%. The rate for the period July 1, 2022 through June 30, 2023 was 18.60%.

*Pension liabilities, Pension expense and Deferred Outflows (Inflows) of Resources related to pensions-* At September 30, 2023, as required by GASB 68 *Accounting and Financial Reporting for Pensions*, the Town reported a net pension liability of \$295,998 for the FRS Plan component and \$143,716 for the HIS Plan component for its proportionate share of the FRS Pension Plan's net pension liability. The net pension liability, totaling \$439,714, was measured as of June 30, 2023, and the total pension liability used to calculate the net pension liability was determined by an actuarial valuation as of July 1, 2023. The City's proportionate share as of the indicated dates are as follows:

	<u>June 30, 2023</u>	<u>June 30, 2022</u>	<u>June 30, 2021</u>
FRS Plan Component	.000742838%	.000893035%	.000653058%
HIS Plan Component	.000904934%	.000810940%	.000514199%

For the fiscal year ended September 30, 2023 the Town recognized a pension expense of \$30,724 for the FRS Plan component and \$54,729 for the HIS Plan component. Deferred Outflows and Inflows of resources related to pensions are from the following sources:

FRS Plan Component

	<u>Deferred Outflows</u>	<u>Deferred Inflows</u>
Differences between expected and actual experience	\$ 27,792	\$ -
Changes in assumptions	19,296	-
Net difference between projected and actual earnings on investments	12,362	-
Changes in proportion and differences between Town contributions and proportionate share of contributions	42,617	44,697
Contributions subsequent to the measurement date	10,805	-
	<u>\$ 112,872</u>	<u>\$ 44,697</u>

HIS Plan Component

	<u>Deferred Outflows</u>	<u>Deferred Inflows</u>
Differences between expected and actual experience	\$ 2,104	\$ 337
Changes in assumptions	3,778	12,454
Net difference between projected and actual earnings on investments	74	-
Changes in proportion and differences between City contributions and proportionate share of contributions	32,741	1,967
Contributions subsequent to the measurement date	2,035	-
	<u>\$ 40,732</u>	<u>\$ 14,758</u>

The deferred outflows of resources related to contributions subsequent to the measurement date of \$10,805 for the FRS component and \$2,035 for the HIS component will be recognized as a reduction in the net pension liability in the fiscal year ended September 30, 2024. Other amounts related to deferred outflows and inflows of resources in the amount of \$57,370 for the FRS component and \$23,939 for the HIS component will be recognized as pension expense as follows:

TOWN OF REDINGTON SHORES, FLORIDA

NOTES TO THE FINANCIAL STATEMENTS

SEPTEMBER 30, 2023

**NOTE 12 - RETIREMENT PLAN (continued)**

<u>Fiscal year ending September 30,</u>	<u>FRS component</u>	<u>HIS component</u>
2024	\$ 7,819	\$ 4,183
2025	(3,098)	2,536
2026	46,916	4,219
2027	4,457	8,276
2028	1,276	4,384
Thereafter	-	341

Net Pension Liability –

	<u>FRS component</u>	<u>HIS component</u>
Town’s proportionate share of Total Pension Liability	\$ 1,680,333	\$ 149,886
Town’s proportionate share of Plan Fiduciary Net Position	(1,384,335)	(6,170)
Town’s proportionate share of Net Pension Liability	<u>\$ 295,998</u>	<u>\$ 143,716</u>
 Plan Fiduciary Net Position as a Percentage of the Total Net Pension Liability	 82.38%	 4.12%

Change in Net Pension Liability –

	<u>FRS component</u>	<u>HIS component</u>
Beginning balance – Town’s proportionate share	\$ 332,282	\$ 85,891
Service Cost	20,578	1,885
Interest on total pension liability	106,460	3,546
Plan changes	9,901	50,643
Effect of economic/demographic gain or loss	20,705	259
Effect of assumptions	(6,882)	(3,012)
Employer contributions	(78,396)	4,699
Member contributions	(5,860)	(2)
Projected investment earnings	(87,928)	(191)
Net investment (income) loss	(15,063)	(4)
Administrative expense	201	2
 Ending balance – Town’s proportionate share	 <u>\$ 295,998</u>	 <u>\$ 143,716</u>

(This space left blank intentionally)

TOWN OF REDINGTON SHORES, FLORIDA

NOTES TO THE FINANCIAL STATEMENTS

SEPTEMBER 30, 2023

**NOTE 12 - RETIREMENT PLAN** (continued)

Actuarial Assumptions – The total pension liability in the June 30, 2023 actuarial valuation was determined using the following actuarial assumptions:

	FRS component	HIS component
Valuation date	July 1, 2023	July 1, 2023
Measurement date	June 30, 2023	June 30, 2023
Inflation	2.40%	2.40%
Salary increases	3.25%, average, includes inflation	3.25%, average, includes inflation
Investment rate of return	6.70%, net of expense, includes inflation	N/A
Mortality tables	PUB-2010 base table varies by member category and sex	Generational PUB-2010 with Projection Scale MP-2018
Discount rate	6.70%	3.65%

The actuarial assumptions used in the July 1, 2023 valuation were based on the results of an actuarial experience study for the period July 1, 2013 through June 30, 2018. For the HIS component, a change in the actuarial assumption was made increasing the discount rate and the municipal bond rate used to determine total pension liability from 3.54% to 3.65%.

The long-term expected rate of return on Pension Plan investments was not based on historical returns, but instead is based on a forward looking capital market economic model. The allocation policy’s description of each asset class was used to map the target allocation to the asset classes shown below. Each asset class assumption is based on a consistent set of underlying assumptions and includes an adjustment for the inflation assumption. The target allocation and best estimates of arithmetic and geometric real rates of return for each major asset class are summarized as follows:

Asset Class	Target Allocation (1)	Annual Arithmetic Return	Compound Annual (Geometric) Return	Standard Deviation
Cash	1.00%	2.90%	2.90%	1.10%
Fixed Income	19.80%	4.50%	4.40%	3.40%
Global Equity	54.00%	8.70%	7.10%	18.10%
Real Estate	10.30%	7.60%	6.60%	14.80%
Private Equity	11.10%	11.90%	8.80%	26.30%
Strategic Investments	3.80%	6.30%	6.10%	7.70%
Total	100.00%			
Assumed Inflation – Mean			2.4%	1.4%
(1) As outlined in the Pension Plan’s Investment Policy				

Sensitivity of the Town’s Proportionate Share of the Net Pension Liability to Changes in the Discount Rate – The following table represents the Town’s proportionate share of the net pension liability calculated at the respective discount rates and the proportionate share using a rate 1% less than and 1% more than the current rate.



TOWN OF REDINGTON SHORES, FLORIDA

NOTES TO THE FINANCIAL STATEMENTS

SEPTEMBER 30, 2023

**NOTE 12 - RETIREMENT PLAN (continued)**

FRS component	1% Decrease (5.70%)	Current Discount Rate (6.70%)	1% Increase (7.70%)
Town's Proportionate share of the net pension liability	\$ 505,717	\$ 295,998	\$ 120,713

HIS component	1% Decrease (2.65%)	Current Discount Rate (3.65%)	1% Increase (4.65%)
Town's Proportionate share of the net pension liability	\$ 163,957	\$ 143,716	\$ 126,937

Aggregate total amounts for the Town's retirement plans:

	FRS	HIS	Total
Net Pension Liability	\$ 295,998	\$ 143,716	\$ 439,714
Deferred Outflows	112,872	40,732	153,604
Deferred Inflows	44,697	14,758	59,455
Pension Expense	30,724	54,729	85,453

**NOTE 13 - COMMITMENTS AND CONTINGENCIES**

Law Enforcement: The Town of Indian Shores has full and complete responsibility for providing the Town of Redington Shores with appropriate and necessary law enforcement services. The cost of the contracted services for the current fiscal year was \$543,479. The Town of Redington Shores renewed its contract with the Town of Indian Shores to provide law enforcement services, effective October 1, 2021, continuing until September 30, 2026. This contract was subsequently extended through September 30, 2031. The amount of the contract with the Town of Indian Shores for the 2023-2024 fiscal year is \$594,479.

Emergency Services: The Town entered into an Interlocal Agreement, effective March 13<sup>th</sup> 2020, with the City of Seminole and the City of Madeira Beach to provide emergency fire suppression and other emergency and non-emergency services. The cost of the contracted services for the current fiscal year was \$262,678. The amount of the agreement with the Cities of Seminole and Madeira Beach for the 2023-2024 fiscal year is \$275,812, with \$137,906 due to the City of Seminole and \$137,906 due to the City of Madeira Beach.

Library Funding: The Town entered into an Interlocal Agreement with Gulf Beaches Public Library, Inc., effective October 1, 2021, for the continued funding of the Gulf Beaches Public Library, which the Town's citizens have access to. The agreement is effective through September 30, 2026. The cost of the service agreement for the current fiscal year was \$38,166. The amount of the agreement with Gulf Beaches Public Library, Inc. for the 2023-2024 fiscal year is \$52,215.

**NOTE 14 – SUBSEQUENT EVENTS**

The Town has considered all subsequent events through the date of the audit report, which is the date that the financial statements were available to be issued. There were no subsequent events that required an adjustment to the financial statements or disclosure in the notes to the financial statements.

(BLANK)

## **Required Supplementary Information**

The required supplementary information consists of a budgetary comparison schedule for the General Fund and schedules presenting funding progress and contributions for the defined benefit pension plan.

TOWN OF REDINGTON SHORES, FLORIDA

BUDGETARY COMPARISON SCHEDULE  
GENERAL FUND

For the Year Ended September 30, 2023  
With Comparative Actual Amounts for the Year Ended September 30, 2022

	2023			Variance with Final Budget Positive (Negative)	2022
	Budgeted Amounts		Actual Amounts (Budgetary Basis)		Actual
	Original	Final			
<b>RESOURCES (INFLOWS)</b>					
Taxes					
Ad valorem taxes	\$ 1,562,040	\$ 1,553,840	\$ 1,553,874	\$ 34	\$ 1,381,438
Communications service tax	77,000	77,000	87,908	10,908	82,236
Franchise taxes	230,000	230,000	248,804	18,804	251,512
Total taxes	1,869,040	1,860,840	1,890,586	29,746	1,715,186
Licenses and permits					
Local business tax	12,000	12,000	14,282	2,282	12,280
Building permits and fees	273,475	260,075	260,323	248	315,833
Total licenses and permits	285,475	272,075	274,605	2,530	328,113
Intergovernmental revenue					
State revenue sharing	57,500	57,500	76,248	18,748	73,992
Local 1/2 cent sales tax	160,000	160,000	184,702	24,702	177,128
State pro-rata share of alcoholic beverage licenses	2,400	2,400	3,426	1,026	2,814
Local option gas tax	25,000	25,000	28,692	3,692	28,264
Operating Grants	-	20,650	20,694	44	13,801
Total intergovernmental revenue	244,900	265,550	313,762	48,212	295,999
Charges for services					
Garbage services	387,800	372,300	374,641	2,341	399,003
Parking services	135,000	135,000	164,393	29,393	181,087
Rental services	7,600	3,500	4,825	1,325	6,312
Other services	11,090	10,315	16,736	6,421	16,002
Total charges for services	541,490	521,115	560,595	39,480	602,404
Fines					
Court fines	-	450	551	101	641
Parking fines	1,500	1,100	1,111	11	2,616
	1,500	1,550	1,662	112	3,257
Interest	7,940	179,220	316,041	136,821	54,908
Miscellaneous	-	61,290	63,754	2,464	9,050
Total fines, interest and miscellaneous	9,440	242,060	381,457	139,397	67,215
Other financing source					
Transfer from other fund	40,000	-	-	-	50,000
<b>AMOUNTS AVAILABLE FOR APPROPRIATION</b>	<b>2,990,345</b>	<b>3,161,640</b>	<b>3,421,005</b>	<b>259,365</b>	<b>3,058,917</b>

(continued)

TOWN OF REDINGTON SHORES, FLORIDA

BUDGETARY COMPARISON SCHEDULE  
GENERAL FUND

For the Year Ended September 30, 2023 (continued)  
With Comparative Actual Amounts for the Year Ended September 30, 2022

	2023			Variance with Final Budget Positive (Negative)	2022
	Budgeted Amounts		Actual Amounts (Budgetary Basis)		Actual
	Original	Final			
<b>CHARGES TO APPROPRIATIONS (OUTFLOWS)</b>					
Current					
General government					
Personal services	518,090	491,490	478,221	13,269	457,237
Operating expenses	458,595	543,570	510,690	32,880	477,678
Capital outlay	101,300	45,800	83,192	(37,392)	3,190
Total general government	1,077,985	1,080,860	1,072,103	8,757	938,105
Public safety					
Personal services	239,150	87,750	78,671	9,079	165,902
Operating expenses	858,340	1,137,690	1,073,275	64,415	849,467
Capital outlay	46,000	-	-	-	39,431
Total public safety	1,143,490	1,225,440	1,151,946	73,494	1,054,800
Physical Environment					
Personal services	192,850	155,310	144,957	10,353	127,724
Operating expenses	524,580	533,980	531,373	2,607	480,975
Capital outlay	35,000	-	-	-	-
Total physical environment	752,430	689,290	676,330	12,960	608,699
Culture and recreation					
Operating expenses	136,500	155,050	132,359	22,691	103,270
Capital outlay	113,000	11,000	26,116	(15,116)	7,925
Total culture and recreation	249,500	166,050	158,475	7,575	111,195
<b>TOTAL CHARGES TO APPROPRIATIONS</b>	<b>3,223,405</b>	<b>3,161,640</b>	<b>3,058,854</b>	<b>102,786</b>	<b>2,712,799</b>
<b>EXCESS (DEFICIENCY) OF RESOURCES OVER CHARGES TO APPROPRIATIONS</b>	<b>(233,060)</b>	<b>-</b>	<b>362,151</b>	<b>362,151</b>	<b>346,118</b>
<b>FUND BALANCE - BEGINNING OF YEAR</b>	<b>7,293,747</b>	<b>7,293,747</b>	<b>7,293,747</b>	<b>-</b>	<b>6,947,629</b>
<b>FUND BALANCE - END OF YEAR</b>	<b>\$ 7,060,687</b>	<b>\$ 7,293,747</b>	<b>\$ 7,655,898</b>	<b>\$ 362,151</b>	<b>\$ 7,293,747</b>

TOWN OF REDINGTON SHORES, FLORIDA

BUDGETARY COMPARISON SCHEDULE  
GENERAL FUND

For the Year Ended September 30, 2023 (continued)  
With Comparative Actual Amounts for the Year Ended September 30, 2022

EXPLANATION OF DIFFERENCES BETWEEN BUDGETARY INFLOWS AND  
OUTFLOWS AND GAAP REVENUES AND EXPENSES

SOURCES / INFLOWS OF RESOURCES

Actual amounts (budgetary basis) "available for appropriations" from the budgetary comparison schedule.	\$ 3,421,005
Differences - budget to GAAP:	
None	<u>-</u>
Total revenues as reported on the statement of revenues, expenditures, and changes in fund balances - governmental funds	<u>\$ 3,421,005</u>

USES/OUTFLOWS OF RESOURCES

Actual amounts (budgetary basis) "total charges to appropriations" from the budgetary comparison schedule.	\$ 3,058,854
Differences - budget to GAAP:	
None	<u>-</u>
Total expenditures as reported on the statement of revenues, expenditures, and changes in fund balances - governmental funds	<u>\$ 3,058,854</u>

TOWN OF REDINGTON SHORES, FLORIDA  
 REQUIRED SUPPLEMENTARY INFORMATION  
 FLORIDA RETIREMENT SYSTEM - TOWN'S PROPORTIONATE SHARE  
 OF NET PENSION LIABILITY

	<u>9-30-23</u>	<u>9-30-22</u>	<u>9-30-21</u>
<b>FRS Pension Plan</b>			
Employer's Proportion for the FRS Pension	0.000742838%	0.000893035%	0.000653058%
Town's Proportionate Share			
Total Pension Liability	\$ 1,680,333	\$ 1,941,767	*
Plan Fiduciary Net Position	(1,384,335)	(1,609,485)	*
Net Pension Liability	<u>\$ 295,998</u>	<u>\$ 332,282</u>	<u>\$ 49,331</u>
Plan Net Position as a Percentage of Total Net Pension Liability	82.38%	82.89%	96.40%
Covered payroll	\$ 349,235	\$ 537,832	\$ 316,824
Net pension liability as a percentage of covered payroll	84.76%	61.78%	15.57%
<b>Retiree Health Insurance Subsidy (HIS Plan)</b>			
Employer's Proportion for the HIS Plan	0.000904934%	0.000810940%	0.000514199%
Town's Proportionate Share			
Total Pension Liability	\$ 149,886	\$ 90,233	*
Plan Fiduciary Net Position	(6,170)	(4,342)	*
Net Pension Liability	<u>\$ 143,716</u>	<u>\$ 85,891</u>	<u>\$ 63,074</u>
Plan Net Position as a Percentage of Total Net Pension Liability	4.12%	4.81%	3.56%
Covered payroll	\$ 349,235	\$ 537,832	\$ 316,824
Net pension liability as a percentage of covered payroll	41.15%	15.97%	19.91%
<b>Combined FRS and HIS Pension Plan</b>			
Total Pension Liability	\$ 1,830,219	\$ 2,032,000	*
Plan Fiduciary Net Position	(1,390,505)	(1,613,827)	*
Net Pension Liability	<u>\$ 439,714</u>	<u>\$ 418,173</u>	<u>\$ 112,405</u>

**NOTES:** GASB 68 requires 10 year of information.

\* The Town's portion of the Total Pension Liability and Plan Fiduciary Net Position was not being tracked in prior years.

\*\* Town's covered-employee payroll information not available.

<u>9-30-20</u>	<u>9-30-19</u>	<u>9-30-18</u>	<u>9-30-17</u>	<u>9-30-16</u>	<u>9-30-15</u>	<u>9-30-14</u>
0.000705571%	0.000723926%	0.000742232%	0.000678812%	0.000663014%	0.000694606%	0.000602784%
*	*	*	*	*	*	*
*	*	*	*	*	*	*
<u>\$ 305,805</u>	<u>\$ 249,303</u>	<u>\$ 223,564</u>	<u>\$ 200,857</u>	<u>\$ 167,412</u>	<u>\$ 89,718</u>	<u>\$ 36,779</u>
78.85%	82.61%	84.26%	83.89%	84.88%	92.00%	96.09%
\$ 335,824	**	**	**	**	**	**
91.06%	**	**	**	**	**	**
0.000547528%	0.000810940%	0.000514199%	0.000547528%	0.000810940%	0.000514199%	0.000547528%
*	*	*	*	*	*	*
*	*	*	*	*	*	*
<u>\$ 66,852</u>	<u>\$ 61,018</u>	<u>\$ 57,361</u>	<u>\$ 55,990</u>	<u>\$ 60,057</u>	<u>\$ 52,040</u>	<u>\$ 47,143</u>
3.00%	2.63%	2.15%	1.64%	0.97%	0.50%	0.99%
\$ 335,824	**	**	**	**	**	**
19.91%	**	**	**	**	**	**
*	*	*	*	*	*	*
*	*	*	*	*	*	*
<u>\$ 372,657</u>	<u>\$ 310,321</u>	<u>\$ 280,925</u>	<u>\$ 256,847</u>	<u>\$ 227,469</u>	<u>\$ 141,758</u>	<u>\$ 83,922</u>



TOWN OF REDINGTON SHORES, FLORIDA  
 REQUIRED SUPPLEMENTARY INFORMATION  
 FLORIDA RETIREMENT SYSTEM  
 SCHEDULE OF CONTRIBUTIONS

	<u>9/30/2023 *</u>	<u>9/30/2022</u>	<u>9/30/2021</u>
<b>FRS Pension Plan</b>			
Contractually required contribution	\$ 54,390	\$ 34,086	\$ 22,642
Contributions in relation to the contractually required contribution	<u>(54,390)</u>	<u>(34,086)</u>	<u>(22,642)</u>
Contribution deficiency (excess)	<u>\$ -</u>	<u>\$ -</u>	<u>\$ -</u>
Covered payroll	<u>\$ 362,509</u>	<u>\$ 537,832</u>	<u>\$ 316,824</u>
Contributions as a percentage of covered payroll	15.00%	6.34%	7.15%
<b>Retiree Health Insurance Subsidy (HIS Plan)</b>			
Contractually required contribution	\$ 6,018	\$ 8,928	\$ 5,259
Contributions in relation to the contractually required contribution	<u>(6,018)</u>	<u>(8,928)</u>	<u>(5,259)</u>
Contribution deficiency (excess)	<u>\$ -</u>	<u>\$ -</u>	<u>\$ -</u>
Covered payroll	<u>\$ 362,509</u>	<u>\$ 537,832</u>	<u>\$ 316,824</u>
Contributions as a percentage of covered payroll	1.66%	1.66%	1.66%

**NOTE:**

\* The covered payroll amount used for 9/30/23 is based on the fiscal year ended June 30, 2023 which is the fiscal year end of the Florida Retirement System. The contractually required contribution amount is based on this time period.

\*\* Town's covered-employee payroll information not available.

<u>9/30/2020</u>	<u>9/30/2019</u>	<u>9/30/2018</u>	<u>9/30/2017</u>	<u>9/30/2016</u>	<u>9/30/2015</u>	<u>9/30/2014</u>
\$ 21,023 <u>(21,023)</u>	\$ 22,447 <u>(22,447)</u>	\$ 21,153 <u>(21,153)</u>	\$ 17,671 <u>(17,671)</u>	\$ 16,169 <u>(16,169)</u>	\$ 16,935 <u>(16,935)</u>	\$ 13,204 <u>(13,204)</u>
<u>\$ -</u>	<u>\$ -</u>	<u>\$ -</u>	<u>\$ -</u>	<u>\$ -</u>	<u>\$ -</u>	<u>\$ -</u>
<u>\$ 335,824</u>	<u>**</u>	<u>**</u>	<u>**</u>	<u>**</u>	<u>**</u>	<u>**</u>
6.26%	N/A	N/A	N/A	N/A	N/A	N/A
\$ 5,575 <u>(5,575)</u>	\$ 3,028 <u>(3,028)</u>	\$ 2,939 <u>(2,939)</u>	\$ 2,771 <u>(2,771)</u>	\$ 2,641 <u>(2,641)</u>	\$ 1,951 <u>(1,951)</u>	\$ 1,727 <u>(1,727)</u>
<u>\$ -</u>	<u>\$ -</u>	<u>\$ -</u>	<u>\$ -</u>	<u>\$ -</u>	<u>\$ -</u>	<u>\$ -</u>
<u>\$ 335,824</u>	<u>**</u>	<u>**</u>	<u>**</u>	<u>**</u>	<u>**</u>	<u>**</u>
1.66%	N/A	N/A	N/A	N/A	N/A	N/A

(BLANK)

## **Other Supplementary Information**

Other supplementary information includes a budgetary comparison schedule for the Capital Improvements Fund and Sewer Fund.

Also included are schedules that are presented to provide greater detailed information than reported in the preceding financial statements. These schedules are not necessary for fair presentation in conformity with Generally Accepted Accounting Principles.

TOWN OF REDINGTON SHORES, FLORIDA

BUDGETARY COMPARISON SCHEDULE  
CAPITAL IMPROVEMENTS FUND

For the Year Ended September 30, 2023  
With Comparative Actual Amounts for the Year Ended September 30, 2022

	2023			Variance with Final Budget Positive (Negative)	2022
	Budgeted Amounts		Actual Amounts (Budgetary Basis)		Actual
	Original	Final			
<b>RESOURCES (INFLOWS)</b>					
Intergovernmental revenue					
One cent sales tax	\$ 295,000	\$ 295,000	\$ 329,046	\$ 34,046	\$ 323,391
Land dedication fees	-	69,500	69,500	-	115,500
Charges for services					
Multimodal impact fees	-	5,575	5,578	3	8,925
Stormwater user fees	43,000	42,500	35,973	(6,527)	45,262
Total charges for services	43,000	48,075	41,551	(6,524)	54,187
Interest	5,000	65,030	114,047	49,017	19,565
<b>AMOUNTS AVAILABLE FOR APPROPRIATION</b>	<u>343,000</u>	<u>477,605</u>	<u>554,144</u>	<u>76,539</u>	<u>512,643</u>
<b>CHARGES TO APPROPRIATIONS (OUTFLOWS)</b>					
Current					
Physical environment	81,500	99,500	97,237	2,263	27,865
Culture and recreation	-	7,100	7,031	69	-
Total current charges	81,500	106,600	104,268	2,332	27,865
Capital outlay	1,699,000	200,200	197,470	2,730	23,661
Debt service - principal	256,410	256,415	256,410	5	256,410
Debt service - interest	51,390	39,390	39,230	160	51,154
<b>TOTAL CHARGES TO APPROPRIATIONS</b>	<u>2,088,300</u>	<u>602,605</u>	<u>597,378</u>	<u>5,227</u>	<u>359,090</u>
<b>EXCESS (DEFICIENCY) OF RESOURCES OVER CHARGES TO APPROPRIATIONS</b>	(1,745,300)	(125,000)	(43,234)	81,766	153,553
<b>FUND BALANCE - BEGINNING OF YEAR</b>	<u>3,480,159</u>	<u>3,480,159</u>	<u>3,480,159</u>	-	<u>3,326,606</u>
<b>FUND BALANCE - END OF YEAR</b>	<u>\$ 1,734,859</u>	<u>\$ 3,355,159</u>	<u>\$ 3,436,925</u>	<u>\$ 81,766</u>	<u>\$ 3,480,159</u>

NOTE

The budgetary basis for the Capital Improvements Fund is the same as that used for generally accepted accounting principles.

TOWN OF REDINGTON SHORES, FLORIDA

BUDGETARY COMPARISON SCHEDULE  
SEWER FUND

For the Year Ended September 30, 2023  
With Comparative Actual Amounts for the Year Ended September 30, 2022

	2023			Variance with Final Budget Positive (Negative)	2022
	Budgeted Amounts		Actual Amounts (Budgetary Basis)		Actual
	Original	Final			
<b>RESOURCES (INFLOWS)</b>					
Charges for services	\$ 967,402	\$ 1,067,402	\$ 1,110,275	\$ 42,873	\$ 1,021,865
Intergovernmental revenue - Federal grant	1,148,458	131,307	131,307	-	-
Interest earned	1,700	51,700	54,716	3,016	9,623
<b>AMOUNTS AVAILABLE FOR APPROPRIATION</b>	<u>2,117,560</u>	<u>1,250,409</u>	<u>1,296,298</u>	<u>45,889</u>	<u>1,031,488</u>
<b>CHARGES TO APPROPRIATIONS (OUTFLOWS)</b>					
Contractual services	662,060	842,060	839,501	2,559	804,101
Repairs and maintenance	90,280	55,280	61,108	(5,828)	25,823
Office and utilities	127,930	46,955	44,054	2,901	93,562
Capital outlay	1,675,400	306,114	75,120	230,994	315,466
<b>TOTAL CHARGES TO APPROPRIATIONS</b>	<u>2,555,670</u>	<u>1,250,409</u>	<u>1,019,783</u>	<u>230,626</u>	<u>1,238,952</u>
<b>EXCESS (DEFICIENCY) OF RESOURCES OVER CHARGES TO APPROPRIATIONS</b>	<u>(438,110)</u>	<u>-</u>	<u>276,515</u>	<u>276,515</u>	<u>(207,464)</u>
<b>OTHER FINANCING SOURCES (USES)</b>					
Transfer to other fund	(40,000)	-	-	-	(50,000)
<b>TOTAL OTHER FINANCING SOURCES (USES)</b>	<u>(40,000)</u>	<u>-</u>	<u>-</u>	<u>-</u>	<u>(50,000)</u>
<b>NET CHANGE</b>	<u>\$ (478,110)</u>	<u>\$ -</u>	<u>\$ 276,515</u>	<u>\$ 276,515</u>	<u>\$ (257,464)</u>

EXPLANATION OF DIFFERENCES BETWEEN BUDGETARY INFLOWS AND OUTFLOWS  
AND GAAP REVENUES AND EXPENSES

USES / OUTFLOWS OF RESOURCES

Actual amounts (budgetary basis) "total charges to appropriations" from the budgetary comparison schedule.	\$ 1,019,783
Differences - budget to GAAP:	
Capitalization of capital outlay expenditures	(75,120)
Depreciation	67,266
Total expenses as reported on the statement of revenues, expenses, and changes in net position - proprietary fund.	<u>\$ 1,011,929</u>

TOWN OF REDINGTON SHORES, FLORIDA

RECONCILIATION OF TOTAL FUND BALANCE FOR THE GOVERNMENTAL FUNDS  
TO TOTAL NET POSITION FOR GOVERNMENTAL ACTIVITIES

September 30, 2023

	Total Governmental Funds	Long Term Assets, Liabilities	Adjustments and Eliminations	Statement of Net Position Totals
<b>ASSETS</b>				
Cash and cash equivalents	\$ 2,995,365	\$ -	\$ -	\$ 2,995,365
Investments	9,074,192			9,074,192
Receivables - other	118,607	-	-	118,607
Due from other governments	54,015	-	-	54,015
Inventory of supplies	3,280	-	-	3,280
Prepaid expenditures	61,349	-	-	61,349
Due from other funds	7,291	-	(1,078,795)	(1,071,504)
Land and land rights	-	2,406,898	-	2,406,898
Buildings and improvements	-	891,390	-	891,390
Infrastructure	-	12,645,118	-	12,645,118
Equipment	-	614,724	-	614,724
Improvements other than buildings	-	920,588	-	920,588
Accumulated depreciation	-	(6,548,052)	-	(6,548,052)
Deferred outflows of resources:				
Defined benefit pension plans:				
Florida Retirement System	-	153,604	-	153,604
<b>TOTAL ASSETS &amp; DEFERRED OUTFLOWS</b>	<b>\$ 12,314,099</b>	<b>\$ 11,084,270</b>	<b>\$ (1,078,795)</b>	<b>\$ 22,319,574</b>
<b>LIABILITIES AND FUND BALANCES</b>				
<b>LIABILITIES &amp; DEFERRED INFLOWS</b>				
Accounts payable	\$ 124,451	\$ -	\$ -	\$ 124,451
Accrued liabilities	10,455	-	-	10,455
Accrued interest	-	-	9,911	9,911
Due to other funds	1,078,795	-	(1,078,795)	-
Current portion of:				
Accrued compensated absences	-	797	-	797
Note payable	-	256,410	-	256,410
Non-current portion of:				
Accrued compensated absences	-	7,171	-	7,171
Note payable	-	384,618	-	384,618
Net pension liability:				
Florida Retirement System	-	439,714	-	439,714
Deferred inflows of resources:				
Deferred revenue - local business tax receipts	7,575	-	-	7,575
Defined benefit pension plans				
Florida Retirement System	-	59,455	-	59,455
<b>TOTAL LIABILITIES &amp; DEFERRED INFLOWS</b>	<b>1,221,276</b>	<b>1,148,165</b>	<b>(1,068,884)</b>	<b>1,300,557</b>
<b>TOTAL FUND BALANCES / NET POSITION</b>	<b>11,092,823</b>	<b>9,936,105</b>	<b>(9,911)</b>	<b>21,019,017</b>
<b>TOTAL LIABILITIES, DEFERRED INFLOWS &amp; FUND BALANCES / NET POSITION</b>	<b>\$ 12,314,099</b>	<b>\$ 11,084,270</b>	<b>\$ (1,078,795)</b>	<b>\$ 22,319,574</b>

TOWN OF REDINGTON SHORES, FLORIDA

RECONCILIATION OF NET CHANGE IN FUND BALANCES FOR THE GOVERNMENTAL FUNDS  
TO CHANGE IN NET POSITION FOR GOVERNMENTAL ACTIVITIES

For the Year Ended September 30, 2023

	Total Governmental Funds	Depreciation, Asset Retirements and Capital Outlay	Long-term Debt Transactions	Pensions, Other Items, Adjustments and Reclas- sifications	Statement of Activities Totals
<b>REVENUES</b>					
Taxes	\$ 1,890,586	\$ -	\$ -	\$ (1,890,586)	\$ -
Licenses and permits	274,605	-	-	(274,605)	-
Intergovernmental revenue	642,808	-	-	(642,808)	-
Fines and forfeits	1,662	-	-	(1,662)	-
Interest	430,088	-	-	(430,088)	-
Land dedication fees	69,500	-	-	(69,500)	-
Miscellaneous revenues	63,754	-	-	(63,754)	-
Charges for services	602,146	-	-	276,267	878,413
Operating grants and contributions	-	-	-	20,694	20,694
General revenues	-	-	-	3,076,042	3,076,042
<b>TOTAL REVENUES</b>	<b>3,975,149</b>	<b>-</b>	<b>-</b>	<b>-</b>	<b>3,975,149</b>
<b>EXPENDITURES</b>					
<b>Current</b>					
General government	988,911	33,132	(3,640)	57,586	1,075,989
Public safety	1,151,946	4,607	(1,248)	10,407	1,165,712
Physical environment	773,567	378,337	1,867	17,460	1,171,231
Culture and recreation	139,390	38,856	-	-	178,246
Capital outlay	306,778	(306,778)	-	-	-
<b>Debt service</b>					
Principal retirement	256,410	-	(256,410)	-	-
Interest and fiscal charges	39,230	-	-	-	39,230
<b>TOTAL EXPENDITURES</b>	<b>3,656,232</b>	<b>148,154</b>	<b>(259,431)</b>	<b>85,453</b>	<b>3,630,408</b>
<b>OTHER FINANCING SOURCES (USES)</b>					
Proceeds from sale of capital assets	-	-	-	-	-
<b>TOTAL OTHER FINANCING SOURCES (USES)</b>	<b>-</b>	<b>-</b>	<b>-</b>	<b>-</b>	<b>-</b>
<b>NET CHANGE IN FUND BALANCE / NET POSITION</b>	<b>\$ 318,917</b>	<b>\$ (148,154)</b>	<b>\$ 259,431</b>	<b>\$ (85,453)</b>	<b>\$ 344,741</b>



## **Statistical Section - Supplemental Information**

Statistical schedules differ from financial statements because they usually cover more than one fiscal year and may present non-accounting data. These schedules reflect social and economic data, and financial trends of the government.

## **Schedules of Financial Trends Information**

(BLANK)

TOWN OF REDINGTON SHORES, FLORIDA  
 SCHEDULE 1  
 NET POSITION BY COMPONENT  
 LAST TEN FISCAL YEARS  
 (accrual basis of accounting)

	<u>2023</u>	<u>2022</u>	<u>2021</u>	<u>2020</u>
Governmental activities:				
Net investment in capital assets	\$ 10,930,666	\$ 10,181,381	\$ 10,282,586	\$ 10,314,161
Restricted	2,962,186	2,775,189	3,326,606	3,308,588
Unrestricted	<u>7,126,165</u>	<u>7,717,706</u>	<u>6,659,615</u>	<u>6,630,174</u>
Total governmental activities net position	<u>\$ 21,019,017</u>	<u>\$ 20,674,276</u>	<u>\$ 20,268,807</u>	<u>\$ 20,252,923</u>
Business-type activities:				
Net investment in capital assets	\$ 1,360,533	\$ 1,352,599	\$ 1,090,906	\$ 1,093,008
Unrestricted	<u>1,550,253</u>	<u>1,273,818</u>	<u>1,531,282</u>	<u>1,775,177</u>
Total business-type activities net position	<u>\$ 2,910,786</u>	<u>\$ 2,626,417</u>	<u>\$ 2,622,188</u>	<u>\$ 2,868,185</u>
Primary government:				
Net investment in capital assets	\$ 12,291,199	\$ 11,533,980	\$ 11,373,492	\$ 11,407,169
Restricted	2,962,186	2,775,189	3,326,606	3,308,588
Unrestricted	<u>8,676,418</u>	<u>8,991,524</u>	<u>8,190,897</u>	<u>8,405,351</u>
	<u>\$ 23,929,803</u>	<u>\$ 23,300,693</u>	<u>\$ 22,890,995</u>	<u>\$ 23,121,108</u>

2019	2018	2017	2016	2015	2014
\$ 10,245,007	\$ 8,871,950	\$ 8,770,991	\$ 8,765,874	\$ 8,918,073	\$ 9,082,312
3,220,875	3,212,224	3,100,218	3,061,027	3,003,791	2,788,923
6,269,150	5,693,537	5,314,380	5,069,130	4,516,282	4,195,141
<u>\$ 19,735,032</u>	<u>\$ 17,777,711</u>	<u>\$ 17,185,589</u>	<u>\$ 16,896,031</u>	<u>\$ 16,438,146</u>	<u>\$ 16,066,376</u>
\$ 998,529	\$ 655,327	\$ 515,349	\$ 518,615	\$ 555,879	\$ 574,770
1,895,899	2,150,599	2,262,204	2,271,423	2,260,963	2,268,937
<u>\$ 2,894,428</u>	<u>\$ 2,805,926</u>	<u>\$ 2,777,553</u>	<u>\$ 2,790,038</u>	<u>\$ 2,816,842</u>	<u>\$ 2,843,707</u>
\$ 11,243,536	\$ 9,527,277	\$ 9,286,340	\$ 9,284,489	\$ 9,473,952	\$ 9,657,082
3,220,875	3,212,224	3,100,218	3,061,027	3,003,791	2,788,923
8,165,049	7,844,136	7,576,584	7,340,553	6,777,245	6,464,078
<u>\$ 22,629,460</u>	<u>\$ 20,583,637</u>	<u>\$ 19,963,142</u>	<u>\$ 19,686,069</u>	<u>\$ 19,254,988</u>	<u>\$ 18,910,083</u>

TOWN OF REDINGTON SHORES, FLORIDA  
SCHEDULE 2  
CHANGES IN NET POSITION  
LAST TEN FISCAL YEARS  
(accrual basis of accounting)

	2023	2022	2021	2020	2019
EXPENSES					
Governmental Activities:					
General government	\$ 1,075,989	\$ 1,081,439	\$ 720,910	\$ 609,386	\$ 551,182
Public safety	1,165,712	1,176,407	916,564	840,487	943,224
Physical environment	1,171,231	740,869	1,105,355	967,933	1,012,494
Culture and recreation	178,246	120,190	137,825	169,923	160,853
Interest on long-term debt	39,230	47,189	59,609	71,594	83,899
Total governmental activities expenses	<u>3,630,408</u>	<u>3,166,094</u>	<u>2,940,263</u>	<u>2,659,323</u>	<u>2,751,652</u>
Business-type activities:					
Sewer	1,011,929	977,259	1,070,378	936,672	904,211
Total business-type activities expenses	<u>1,011,929</u>	<u>977,259</u>	<u>1,070,378</u>	<u>936,672</u>	<u>904,211</u>
Total primary government expenses	<u>\$ 4,642,337</u>	<u>\$ 4,143,353</u>	<u>\$ 4,010,641</u>	<u>\$ 3,595,995</u>	<u>\$ 3,655,863</u>
PROGRAM REVENUES					
Governmental activities:					
Charges for services	\$ 878,413	\$ 987,963	\$ 888,660	\$ 795,258	\$ 841,011
Operating grants and contributions	20,694	13,801	19,490	165,726	1,561,153
Total governmental activities program revenues	899,107	1,001,764	908,150	960,984	2,402,164
Business-type activities:					
Charges for services:					
Sewer	1,110,275	1,021,865	925,012	892,417	853,761
Operating grants	131,307	-	-	-	-
Total business-type activities revenues	<u>1,241,582</u>	<u>1,021,865</u>	<u>925,012</u>	<u>892,417</u>	<u>853,761</u>
Total primary government program revenues	<u>\$ 2,140,689</u>	<u>\$ 2,023,629</u>	<u>\$ 1,833,162</u>	<u>\$ 1,853,401</u>	<u>\$ 3,255,925</u>
NET (EXPENSE) REVENUE					
Governmental activities	\$ (2,731,301)	\$ (2,164,330)	\$ (2,032,113)	\$ (1,698,319)	\$ (349,488)
Business-type activities	229,653	44,606	(145,366)	(44,255)	(50,450)
Total primary government net (expense) revenue	<u>\$ (2,501,648)</u>	<u>\$ (2,119,724)</u>	<u>\$ (2,177,479)</u>	<u>\$ (1,742,574)</u>	<u>\$ (399,938)</u>

2018	2017	2016	2015	2014
\$ 502,674	\$ 534,913	\$ 457,759	\$ 487,699	\$ 466,681
901,872	878,187	878,474	832,047	819,542
949,495	875,225	801,179	884,928	892,874
158,624	96,435	164,305	99,933	99,859
91,474	88,953	98,656	109,542	119,528
<u>2,604,139</u>	<u>2,473,713</u>	<u>2,400,373</u>	<u>2,414,149</u>	<u>2,398,484</u>
<u>855,418</u>	<u>877,857</u>	<u>855,651</u>	<u>852,037</u>	<u>682,968</u>
<u>855,418</u>	<u>877,857</u>	<u>855,651</u>	<u>852,037</u>	<u>682,968</u>
<u>\$ 3,459,557</u>	<u>\$ 3,351,570</u>	<u>\$ 3,256,024</u>	<u>\$ 3,266,186</u>	<u>\$ 3,081,452</u>
\$ 789,416	\$ 732,142	\$ 743,128	\$ 849,230	\$ 894,925
<u>26,502</u>	<u>96,245</u>	<u>10,950</u>	<u>10,631</u>	<u>19,257</u>
815,918	828,387	754,078	859,861	914,182
851,866	853,169	817,945	809,642	801,252
-	-	-	-	-
<u>851,866</u>	<u>853,169</u>	<u>817,945</u>	<u>809,642</u>	<u>801,252</u>
<u>\$ 1,667,784</u>	<u>\$ 1,681,556</u>	<u>\$ 1,572,023</u>	<u>\$ 1,669,503</u>	<u>\$ 1,715,434</u>
\$ (1,788,221)	\$ (1,645,326)	\$ (1,646,295)	\$ (1,554,288)	\$ (1,484,302)
<u>(3,552)</u>	<u>(24,688)</u>	<u>(37,706)</u>	<u>(42,395)</u>	<u>118,284</u>
<u>\$ (1,791,773)</u>	<u>\$ (1,670,014)</u>	<u>\$ (1,684,001)</u>	<u>\$ (1,596,683)</u>	<u>\$ (1,366,018)</u>

TOWN OF REDINGTON SHORES, FLORIDA  
SCHEDULE 2 (continued)  
CHANGES IN NET POSITION  
LAST TEN FISCAL YEARS  
(accrual basis of accounting)

	<u>2023</u>	<u>2022</u>	<u>2021</u>	<u>2020</u>	<u>2019</u>
Governmental Activities:					
Taxes:					
Property taxes	\$ 1,553,874	\$ 1,381,438	\$ 1,268,088	\$ 1,263,783	\$ 1,234,655
Franchise fees	248,804	251,512	233,510	223,911	229,985
Intergovernmental Revenues:					
One cent sales tax	329,046	323,391	278,753	241,468	260,519
Half-cent sales tax	184,702	177,128	161,438	138,000	145,928
Local option gas tax	28,692	28,263	27,908	26,732	29,527
Communication services tax	87,908	82,236	80,023	89,303	95,991
State revenue sharing	76,248	73,992	60,413	54,599	53,008
Other taxes	3,426	2,814	-	990	535
Land dedication fees	69,500	115,500	80,500	66,500	59,765
Investment earnings	430,088	74,473	14,917	97,870	181,207
Gain on sale of capital assets	-	-	-	-	-
Miscellaneous	63,754	9,052	11,154	13,074	15,689
Total governmental activities	<u>3,076,042</u>	<u>2,519,799</u>	<u>2,216,704</u>	<u>2,216,230</u>	<u>2,306,809</u>
Business-type activities:					
Investment earnings	54,716	9,623	2,142	18,012	41,820
Gain on sale of capital assets	-	-	-	-	-
Miscellaneous	-	-	-	-	97,132
Total business-type activities	<u>54,716</u>	<u>9,623</u>	<u>2,142</u>	<u>18,012</u>	<u>138,952</u>
Total primary government	<u>3,130,758</u>	<u>2,529,422</u>	<u>2,218,846</u>	<u>2,234,242</u>	<u>2,445,761</u>
Transfers					
Governmental Activities:	-	50,000	102,773	-	-
Business-type activities:	-	(50,000)	(102,773)	-	-
CHANGE IN NET POSITION					
Governmental activities	344,741	405,469	287,364	517,891	1,957,321
Business-type activities	<u>284,369</u>	<u>4,229</u>	<u>(245,997)</u>	<u>(26,243)</u>	<u>88,502</u>
Total primary government	<u>\$ 629,110</u>	<u>\$ 409,698</u>	<u>\$ 41,367</u>	<u>\$ 491,648</u>	<u>\$ 2,045,823</u>



<u>2018</u>	<u>2017</u>	<u>2016</u>	<u>2015</u>	<u>2014</u>
\$ 1,172,584	\$ 1,082,164	\$ 1,227,607	\$ 1,026,322	\$ 946,605
219,856	204,080	213,078	221,583	207,299
246,927	233,635	227,293	216,112	200,779
142,917	135,934	134,865	130,597	123,318
29,554	33,257	32,975	32,069	31,052
102,754	102,966	104,112	106,461	109,604
56,173	54,558	52,818	52,585	51,752
11,460	2,149	7,479	19,916	9,466
55,286	33,915	34,940	146,675	144,925
144,452	49,585	24,748	34,370	22,746
-	-	-	-	69,401
198,380	2,641	44,265	18,609	17,847
2,380,343	1,934,884	2,104,180	2,005,299	1,934,794
26,376	11,803	10,362	10,923	6,607
-	-	-	4,002	-
5,549	400	540	105	2,866
31,925	12,203	10,902	15,030	9,473
2,412,268	1,947,087	2,115,082	2,020,329	1,944,267
-	-	-	-	-
-	-	-	-	-
592,122	289,558	457,885	451,011	450,492
28,373	(44,263)	(26,804)	(26,865)	127,757
<u>\$ 620,495</u>	<u>\$ 245,295</u>	<u>\$ 431,081</u>	<u>\$ 424,146</u>	<u>\$ 578,249</u>

TOWN OF REDINGTON SHORES, FLORIDA  
 SCHEDULE 3  
 PROGRAM REVENUES BY FUNCTIONS / PROGRAMS  
 LAST TEN FISCAL YEARS  
 (accrual basis of accounting)

	<u>2023</u>	<u>2022</u>	<u>2021</u>	<u>2020</u>
<u>FUNCTIONS / PROGRAMS</u>				
Governmental Activities:				
General government	\$ 562,264	\$ 606,308	\$ 888,660	\$ 186,122
Public safety	274,598	328,866	-	262,696
Physical environment	41,551	52,789	-	294,798
Culture and recreation	-	-	-	51,642
Subtotal governmental activities	<u>878,413</u>	<u>987,963</u>	<u>888,660</u>	<u>795,258</u>
Business-type activities:				
Sewer	<u>1,110,275</u>	<u>1,021,865</u>	<u>925,012</u>	<u>892,417</u>
Subtotal business-type activities	<u>1,110,275</u>	<u>1,021,865</u>	<u>925,012</u>	<u>892,417</u>
Total primary government	<u><u>\$ 1,988,688</u></u>	<u><u>\$ 2,009,828</u></u>	<u><u>\$ 1,813,672</u></u>	<u><u>\$ 1,687,675</u></u>

<u>2019</u>	<u>2018</u>	<u>2017</u>	<u>2016</u>	<u>2015</u>	<u>2014</u>
\$ 118,940	\$ 112,504	\$ 86,465	\$ 98,615	\$ 204,586	\$ 180,880
60,217	8,912	8,219	6,057	373,214	329,323
657,754	663,695	634,373	634,076	229,017	346,038
4,100	4,305	3,085	4,380	42,413	38,684
<u>841,011</u>	<u>789,416</u>	<u>732,142</u>	<u>743,128</u>	<u>849,230</u>	<u>894,925</u>
<u>853,761</u>	<u>851,866</u>	<u>853,169</u>	<u>817,945</u>	<u>809,642</u>	<u>801,252</u>
<u>853,761</u>	<u>851,866</u>	<u>853,169</u>	<u>817,945</u>	<u>809,642</u>	<u>801,252</u>
<u><u>\$ 1,694,772</u></u>	<u><u>\$ 1,641,282</u></u>	<u><u>\$ 1,585,311</u></u>	<u><u>\$ 1,561,073</u></u>	<u><u>\$ 1,658,872</u></u>	<u><u>\$ 1,696,177</u></u>

TOWN OF REDINGTON SHORES, FLORIDA  
 SCHEDULE 4  
 FUND BALANCES - GOVERNMENTAL FUNDS  
 LAST TEN FISCAL YEARS  
 (modified accrual basis of accounting)

	<u>2023</u>	<u>2022</u>	<u>2021</u>	<u>2020</u>
General Fund:				
Nonspendable	\$ 64,629	\$ 5,904	\$ 19,526	\$ 17,271
Unassigned	<u>7,591,269</u>	<u>7,287,843</u>	<u>6,928,103</u>	<u>6,656,673</u>
Total general fund	<u>\$ 7,655,898</u>	<u>\$ 7,293,747</u>	<u>\$ 6,947,629</u>	<u>\$ 6,673,944</u>
All Other Governmental Funds (Capital Improvements Fund):				
Restricted	\$ 2,962,186	\$ 2,775,189	\$ 2,662,042	\$ 3,308,588
Assigned	<u>474,739</u>	<u>704,970</u>	<u>664,564</u>	<u>-</u>
Total all other governmental funds	<u>\$ 3,436,925</u>	<u>\$ 3,480,159</u>	<u>\$ 3,326,606</u>	<u>\$ 3,308,588</u>

<u>2019</u>	<u>2018</u>	<u>2017</u>	<u>2016</u>	<u>2015</u>	<u>2014</u>
\$ 14,148	\$ 11,789	\$ 10,844	\$ 64,843	\$ 14,712	\$ 14,261
<u>6,304,506</u>	<u>5,738,393</u>	<u>5,359,545</u>	<u>5,055,711</u>	<u>4,657,468</u>	<u>4,236,237</u>
<u>\$ 6,318,654</u>	<u>\$ 5,750,182</u>	<u>\$ 5,370,389</u>	<u>\$ 5,120,554</u>	<u>\$ 4,672,180</u>	<u>\$ 4,250,498</u>
\$ 3,220,875	\$ 3,212,224	\$ 3,100,218	\$ 3,061,027	\$ 3,003,791	\$ 2,788,923
<u>-</u>	<u>-</u>	<u>-</u>	<u>-</u>	<u>-</u>	<u>-</u>
<u>\$ 3,220,875</u>	<u>\$ 3,212,224</u>	<u>\$ 3,100,218</u>	<u>\$ 3,061,027</u>	<u>\$ 3,003,791</u>	<u>\$ 2,788,923</u>

TOWN OF REDINGTON SHORES, FLORIDA  
SCHEDULE 5  
CHANGES IN FUND BALANCES -  
GOVERNMENTAL FUNDS  
LAST TEN FISCAL YEARS  
(modified accrual basis of accounting)

	2023	2022	2021	2020	2019
REVENUES					
Ad valorem taxes	\$ 1,553,874	\$ 1,381,438	\$ 1,546,841	\$ 1,263,783	\$ 1,234,655
Other taxes	336,712	333,748	341,441	223,911	229,985
Licenses, fees and permits	274,605	328,113	273,390	209,116	247,517
Intergovernmental	622,114	605,589	302,351	617,490	645,273
Charges for services	671,646	772,091	591,609	579,541	533,377
Fines and forfeits	1,662	3,257	8,292	6,703	60,117
Grants	20,694	13,801	19,490	165,726	1,561,153
Interest earnings	430,088	74,473	14,917	97,870	181,207
Miscellaneous	63,754	9,050	26,522	13,074	15,689
Total revenues	3,975,149	3,521,560	3,124,853	3,177,214	4,708,973
EXPENDITURES					
General government	988,911	934,915	723,632	596,434	527,125
Public safety	1,151,946	1,015,369	915,358	839,609	942,346
Physical environment	773,567	636,564	722,696	817,462	2,116,141
Culture and recreation	139,390	103,270	114,753	148,691	201,879
Capital outlay	306,778	74,207	139,392	-	-
Debt service					
Principal	256,410	256,410	256,410	256,410	256,410
Interest	39,230	51,154	63,682	75,605	87,949
Total expenditures	3,656,232	3,071,889	2,935,923	2,734,211	4,131,850
Excess of revenues over (under) expenditures	318,917	449,671	188,930	443,003	577,123
OTHER FINANCING SOURCES (USES)					
Sale of surplus capital assets	-	-	-	-	-
Transfers in	-	50,000	243,773	141,000	141,000
Transfers out	-	-	(141,000)	(141,000)	(141,000)
Total other financing sources (uses)	-	50,000	102,773	-	-
Net change in fund balances	\$ 318,917	\$ 499,671	\$ 291,703	\$ 443,003	\$ 577,123
Debt service as a percentage of noncapital expenditures	8.8%	10.3%	11.4%	12.1%	8.3%

	2018	2017	2016	2015	2014
\$	1,172,584	\$ 1,082,164	\$ 1,227,607	\$ 1,026,322	\$ 946,605
	219,856	204,080	213,078	221,583	207,299
	254,568	169,870	162,103	245,734	257,327
	671,572	596,414	594,482	704,415	525,971
	526,214	554,389	574,968	596,396	625,874
	8,635	7,883	6,057	6,085	11,724
		96,245	24,748	10,631	19,257
	144,452	49,585	10,950	34,370	22,746
	198,380	2,641	44,266	18,607	162,772
	<u>3,196,261</u>	<u>2,763,271</u>	<u>2,858,259</u>	<u>2,864,143</u>	<u>2,779,575</u>
	580,257	513,083	497,536	448,051	462,901
	900,995	875,855	867,700	824,252	813,946
	575,735	578,636	490,355	512,767	516,724
	301,687	158,028	138,715	74,079	76,900
	-	-	-	-	-
	256,410	256,410	256,410	256,410	256,410
	89,378	92,233	101,933	112,034	122,038
	<u>2,704,462</u>	<u>2,474,245</u>	<u>2,352,649</u>	<u>2,227,593</u>	<u>2,248,919</u>
	491,799	289,026	505,610	636,550	530,656
	-	-	-	-	300,000
	141,000	141,000	141,000	150,000	150,000
	(141,000)	(141,000)	(141,000)	(150,000)	(150,000)
	<u>-</u>	<u>-</u>	<u>-</u>	<u>-</u>	<u>300,000</u>
\$	<u>491,799</u>	<u>\$ 289,026</u>	<u>\$ 505,610</u>	<u>\$ 636,550</u>	<u>\$ 830,656</u>
	<u>12.8%</u>	<u>14.1%</u>	<u>15.2%</u>	<u>16.5%</u>	<u>16.8%</u>

(BLANK)



## **Schedules of Revenue Capacity Information**

(BLANK)

TOWN OF REDINGTON SHORES, FLORIDA  
 SCHEDULE 6  
 ASSESSED AND ESTIMATED ACTUAL VALUE OF TAXABLE PROPERTY  
 LAST TEN FISCAL YEARS

Fiscal Year	Assessed Valuations			
	Real Property		Personal Property	Total Assessed Value
	Residential	Commercial		
2014	\$ 484,108,041	\$ -	\$ 8,252,620	\$ 492,360,661
2015	519,051,282	-	8,843,375	527,894,657
2016	561,064,320	-	9,158,979	570,223,299
2017	613,095,626	-	9,334,095	622,429,721
2018	664,658,680	-	10,225,657	674,884,337
2019	700,205,466	-	10,184,949	710,389,915
2020	766,781,706	-	10,806,872	777,588,578
2021	832,224,776	-	11,363,346	843,588,122
2022	902,866,996	-	11,847,661	914,714,657
2023	1,011,357,216	-	12,087,573	1,023,444,789

Source: Pinellas County Property Appraiser.

Total Exempt	Total Taxable Value	Assessed Values to Estimated Market	Percentage		Total Direct Tax Rate
			Yearly Increases (Decreases)		
			Taxable	Total	
\$ 50,787,258	\$ 441,573,403	100%	5.59%	5.21%	2.0000
51,416,325	476,478,332	100%	7.90%	7.22%	2.0000
51,652,265	518,571,034	100%	8.83%	8.02%	2.0000
55,114,637	567,315,084	100%	9.40%	9.16%	1.8000
57,159,465	617,724,872	100%	8.89%	8.43%	1.8000
60,452,529	649,937,386	100%	5.21%	5.26%	1.8000
66,009,555	711,579,023	100%	9.48%	9.46%	1.8000
66,009,555	777,578,567	100%	9.28%	8.49%	1.6896
67,721,635	846,993,022	100%	8.93%	8.43%	1.6896
69,899,814	953,544,975	100%	12.58%	11.89%	1.6896

TOWN OF REDINGTON SHORES, FLORIDA  
 SCHEDULE 7  
 ASSESSED VALUATIONS, MILLAGE AND TAXES LEVIED AND COLLECTED  
 LAST TEN FISCAL YEARS

	<u>2023</u>	<u>2022</u>	<u>2021</u>	<u>2020</u>
Total valuations	\$ 1,023,444,789	\$ 914,714,657	\$ 985,018,439	\$ 985,540,171
Real estate exemptions:				
Government exemption	25,553,731	23,461,074	65,453,081	19,500,642
Institutional exemption		-	-	-
Assessment differential (F.S. 193.155) <sup>(3)</sup>		-	141,430,317	141,942,038
Individual or homestead exemptions	<u>44,346,083</u>	<u>44,260,561</u>	<u>66,009,555</u>	<u>46,508,913</u>
Total exemptions and adjustments	<u>69,899,814</u>	<u>67,721,635</u>	<u>272,892,953</u>	<u>207,951,593</u>
Total taxable valuation	<u>\$ 953,544,975</u>	<u>\$ 846,993,022</u>	<u>\$ 712,125,486</u>	<u>\$ 777,588,578</u>
Millage levied	<u>1.6896</u>	<u>1.6896</u>	<u>1.6896</u>	<u>1.8000</u>
Total taxes levied	\$ 1,611,110	\$ 1,431,079	\$ 1,313,796	\$ 1,313,813
Less: Adjustments and discounts	<u>57,236</u>	<u>49,641</u>	<u>45,708</u>	<u>50,030</u>
Net taxes levied	<u>\$ 1,553,874</u>	<u>\$ 1,381,438</u>	<u>\$ 1,268,088</u>	<u>\$ 1,263,783</u>
Net collected <sup>(1)(2)</sup>	<u>\$ 1,553,874</u>	<u>\$ 1,381,438</u>	<u>\$ 1,268,088</u>	<u>\$ 1,263,783</u>

Source: Pinellas County Property Appraiser

<sup>(1)</sup> Florida Statutes provide for a discount of up to four percent for early payment at auction on June 1 of each year as tax certificates. The Town, after all tax certificates are sold, has fully collected all ad valorem revenues.

<sup>(2)</sup> Net collected includes penalties or late payments.

<sup>(3)</sup> Florida Statutes provide for a three percent maximum increase in annual taxable property values.

<u>2019</u>	<u>2018</u>	<u>2017</u>	<u>2016</u>	<u>2015</u>	<u>2014</u>
\$ 889,229,917	\$ 847,569,312	\$ 768,680,692	\$ 704,721,758	\$ 642,980,482	\$ 543,147,919
16,435,236	14,624,883	13,498,844	12,424,181	12,094,709	11,843,274
-	-	36,000	36,000	36,000	36,000
118,387,473	127,008,679	100,470,338	92,503,816	72,901,741	33,372,434
<u>44,017,293</u>	<u>31,051,413</u>	<u>32,245,789</u>	<u>29,534,462</u>	<u>30,053,375</u>	<u>5,535,550</u>
<u>178,840,002</u>	<u>172,684,975</u>	<u>146,250,971</u>	<u>134,498,459</u>	<u>115,085,825</u>	<u>50,787,258</u>
<u>\$ 710,389,915</u>	<u>\$ 674,884,337</u>	<u>\$ 622,429,721</u>	<u>\$ 570,223,299</u>	<u>\$ 527,894,657</u>	<u>\$ 492,360,661</u>
<u>1.8000</u>	<u>1.8000</u>	<u>1.8000</u>	<u>2.0000</u>	<u>2.0000</u>	<u>2.0000</u>
\$ 1,278,702	\$ 1,214,792	\$ 1,120,374	\$ 1,255,959	\$ 1,055,567	\$ 984,721
<u>44,047</u>	<u>42,208</u>	<u>38,210</u>	<u>28,352</u>	<u>29,245</u>	<u>38,116</u>
<u>\$ 1,234,655</u>	<u>\$ 1,172,584</u>	<u>\$ 1,082,164</u>	<u>\$ 1,227,607</u>	<u>\$ 1,026,322</u>	<u>\$ 946,605</u>
<u>\$ 1,234,655</u>	<u>\$ 1,172,584</u>	<u>\$ 1,082,164</u>	<u>\$ 1,227,607</u>	<u>\$ 1,026,322</u>	<u>\$ 946,605</u>

TOWN OF REDINGTON SHORES, FLORIDA

SCHEDULE 8

PROPERTY TAX RATES - DIRECT AND ALL OVERLAPPING GOVERNMENTS (PER \$1,000)

LAST TEN FISCAL YEARS

	<u>2023</u>	<u>2022</u>	<u>2021</u>	<u>2020</u>
Town of Redington Shores:				
Operating	1.6896	1.6896	1.6896	1.8000
Debt service	-	-	-	-
Total Town millage	<u>1.6896</u>	<u>1.6896</u>	<u>1.6896</u>	<u>1.8000</u>
Pinellas County School Board:				
Operating	<u>5.9630</u>	<u>6.3250</u>	<u>6.3250</u>	<u>6.4270</u>
Pinellas County:				
Operating	4.7398	5.1302	5.1302	5.2755
Debt service	-	-	-	-
Total County millage	<u>4.7398</u>	<u>5.1302</u>	<u>5.1302</u>	<u>5.2755</u>
County-wide millage set by other taxing authorities:				
Pinellas Suncoast Transit Authority	0.7500	0.7500	0.7500	0.7500
Pinellas County Planning Council	0.0210	0.0150	0.0150	0.0150
Juvenile Welfare Board	0.8508	0.8981	0.8981	0.8981
South West Florida Water Management District	0.2260	0.2535	0.2535	0.2669
EMS	0.8775	0.9158	0.9158	0.9158
Health Department	<u>0.0790</u>	<u>0.0790</u>	<u>0.0790</u>	<u>0.0835</u>
Total County-wide millage	<u>2.8043</u>	<u>2.9114</u>	<u>2.9114</u>	<u>2.9293</u>
<b>TOTAL</b>	<u><u>15.1967</u></u>	<u><u>16.0562</u></u>	<u><u>16.0562</u></u>	<u><u>16.4318</u></u>

Source: Pinellas County Tax Collector

2019	2018	2017	2016	2015	2014
1.8000	1.8000	1.8000	2.0000	2.0000	2.0000
-	-	-	-	-	-
1.8000	1.8000	1.8000	2.0000	2.0000	2.0000
6.7270	7.0090	7.3180	7.7710	7.8410	8.0600
5.2755	5.2755	5.2755	5.2755	5.2755	5.2755
-	-	-	-	-	-
5.2755	5.2755	5.2755	5.2755	5.2755	5.2755
0.7500	0.7500	0.7500	0.7305	0.7305	0.7305
0.0150	0.0150	0.0150	0.0160	0.0160	0.0160
0.8981	0.8981	0.8981	0.8981	0.8981	0.8981
0.2955	0.3131	0.3317	0.3488	0.3658	0.3818
0.9158	0.9158	0.9158	0.9158	0.9158	0.9158
0.0835	0.0835	0.0622	0.0622	0.0622	0.0622
2.9579	2.9755	2.9728	2.9714	2.9884	3.0044
16.7604	17.0600	17.3663	18.0179	18.1049	18.3399



TOWN OF REDINGTON SHORES, FLORIDA  
 SCHEDULE 9  
 PROPERTY TAX LEVIES AND COLLECTIONS  
 LAST TEN FISCAL YEARS

Fiscal Year	Total Taxable Valuation	Taxable Assessed Valuation	Levy	Collections within the Fiscal Year of Levy		Collections in Subsequent Years	Collections to Date	
				Amount	Percentage of Levy		Amount	Percentage of Levy
2014	\$ 543,147,919	\$ 492,360,661	\$ 984,721	\$ 945,264	96%	\$ 1,341	\$ 946,605	96%
2015	579,310,982	527,894,657	1,055,567	1,024,866	97%	1,456	1,026,322	97%
2016	621,875,564	570,223,299	1,255,959	1,225,985	97%	1,622	1,227,607	98%
2017	677,544,358	622,429,721	1,120,374	1,081,249	97%	915	1,082,164	97%
2018	732,043,802	674,884,337	1,214,792	1,171,452	97%	1,132	1,172,584	97%
2019	770,842,444	710,389,915	1,278,702	1,234,279	97%	376	1,234,655	97%
2020	843,598,133	777,588,578	1,313,813	1,262,390	97%	1,393	1,263,783	97%
2021	777,578,567	843,588,122	1,313,796	1,268,088	97%	-	1,268,088	97%
2022	846,993,022	914,714,657	1,431,079	1,381,438	97%	-	1,381,438	97%
2023	953,544,975	1,023,444,789	1,611,110	1,553,874	96%	-	1,553,874	96%

All unpaid taxes become delinquent on April 1, and are sold at auction on June 1 of each year as tax certificates. The Town, after all tax certificates are sold, has fully collected all ad valorem tax revenues.

Source: Pinellas County Property Appraiser.

## **Schedules of Debt Capacity Information**

TOWN OF REDINGTON SHORES, FLORIDA  
 SCHEDULE 10  
 PERCENTAGE OF ANNUAL GENERAL DEBT SERVICE TO  
 GENERAL GOVERNMENTAL EXPENDITURES -  
 BANK LOAN  
 LAST TEN FISCAL YEARS

Fiscal Year	Debt Service		Total General Governmental Expenditures <sup>(1)</sup>	Percentage of Debt Service to General Governmental Expenditures
	Bank Loan	Total Debt		
2014	\$ 378,448	\$ 378,448	\$ 2,248,919	16.83%
2015	368,444	368,444	2,227,593	16.54%
2016	358,343	358,343	2,352,649	15.23%
2017	348,643	348,643	2,474,245	14.09%
2018	345,788	345,788	2,704,462	12.79%
2019	344,359	344,359	3,787,491	9.09%
2020	332,015	332,015	2,915,016	11.39%
2021	256,410	256,410	2,935,923	8.73%
2022	256,410	256,410	3,071,889	8.35%
2023	256,410	256,410	3,656,232	7.01%

<sup>(1)</sup> Includes general and capital improvement

TOWN OF REDINGTON SHORES, FLORIDA  
SCHEDULE 11  
PLEDGED REVENUE COVERAGE  
LAST TEN FISCAL YEARS

Fiscal Year	Non Ad Valorem Revenues	Ad Valorem Revenues <sup>(2)</sup>	Essential Service Expenditures	Net Available Revenue	Debt Service		Coverage <sup>(1)</sup>
					Principal	Interest	
2014	\$ 2,132,970	\$ 946,605	\$ 1,870,471	\$ 1,209,104	\$ 256,410	\$ 122,038	3.19
2015	1,837,821	1,026,322	1,859,149	1,004,994	256,410	112,034	2.74
2016	1,630,652	1,227,607	1,994,306	863,953	256,410	101,933	2.41
2017	1,681,107	1,082,164	2,125,602	637,669	256,410	92,233	1.83
2018	1,418,076	1,172,584	2,069,867	520,793	256,410	89,378	1.51
2019	1,571,359	1,234,655	2,096,542	709,472	256,410	87,949	2.06
2020	1,382,569	1,263,783	2,150,062	496,290	256,410	75,605	1.49
2021	1,856,765	1,268,088	2,615,831	509,022	256,410	63,682	1.59
2022	2,140,122	1,381,438	2,764,325	757,235	256,410	51,154	2.46
2023	2,421,275	1,553,874	3,360,592	614,557	256,410	39,230	2.08

<sup>(1)</sup> Required 1.25.

<sup>(2)</sup> Ad Valorem Revenues are not pledged but are needed to pay for essential service expenditures excluding debt service.

TOWN OF REDINGTON SHORES, FLORIDA  
 SCHEDULE 12  
 COMPUTATION OF DIRECT AND OVERLAPPING DEBT  
 GENERAL OBLIGATION BONDS AND DIRECT REVENUE DEBT  
 SEPTEMBER 30, 2023

	General Revenue Taxable Value	Debt Outstanding	Percentage Estimated Percentage Applicable	Amount Applicable to Town of Redington Shores
City Taxable Value	\$ 953,544,975			
County Taxable Value	\$ 186,057,231,999			
Overlapping debt:				
Pinellas County Capital Leases		\$ 31,298,003		
Pinellas County SBITAs		4,188,234		
Pinellas County Notes Outstanding		2,099,669		
Total overlapping debt		<u>\$ 37,585,906</u>	0.51%	\$ 192,628
City Direct Debt		<u>\$ 641,028</u>	100%	<u>\$ 641,028</u>
Total Direct and Overlapping Debt				<u>\$ 833,656</u>

Sources: Assessed value data used to estimate applicable percentages provided by the Pinellas County Property Appraiser. Debt outstanding data provided by each governmental unit.

(BLANK)

## **Schedules of Operating Information**

TOWN OF REDINGTON SHORES, FLORIDA  
 SCHEDULE 13  
 FULL-TIME EQUIVALENT  
 TOWN EMPLOYEES BY FUNCTION  
 LAST TEN FISCAL YEARS

Full-Time Equivalent Employees as of September 30,										
FUNCTION	2023	2022	2021	2020	2019	2018	2017	2016	2015	2014
General Government	3.5	2	2	2	2	2	2	2	2	2
Public Safety:										
Building Department	1	2	2	2	2	2	2	2	2	3
Physical Environment	2.5	1	1	1	1	2	2	2	2	1
Total	<u>7</u>	<u>5</u>	<u>5</u>	<u>5</u>	<u>5</u>	<u>6</u>	<u>6</u>	<u>6</u>	<u>6</u>	<u>6</u>



TOWN OF REDINGTON SHORES, FLORIDA  
 SCHEDULE 14  
 MISCELLANEOUS STATISTICAL DATA  
 SEPTEMBER 30, 2023

Date of Incorporation	August 30, 1955	Term of Office:
Date First Charter Adopted	1955	Mayor - 3 Years, voted at large
Date Present Charter Adopted	1955	Commissioners - 2 Years, voted by district
		Average Annual Temperature - 70.75 degrees
Form of Government: Mayor - Commission		Average Annual Rainfall - 52.42 inches
Commission Composed of: Mayor and Four Commissioners		Area - 0.36 square miles

**MUNICIPAL UTILITIES, SERVICES AND EVENTS**

**Parks and Recreation**

- 1 playground in residential area - Spitzer Park
- 1 playground on Gulf Boulevard, with pavilion, grills, half basketball court, shuffle board court, volleyball, and park house (rental) with bathrooms and kitchen
- 1 nature park with walking trail, exercise stations, kayak launch, pavilions
- 1 Tennis Court

Parkland acreage - 29.23 acres recreation/open space

**Major Annual Community Events**

- Annual Holiday Tree Lighting
- Annual Town Picnic
- Annual Holiday Lighted Boat Parade
- Annual Santa Parade and House Decorating Contest
- Semi-Annual Garage Sales

**Cultural Facilities Available in Redington Shores and the Tampa Bay Area**

- Gulf Beaches Public Library
- Suncoast Seabird Sanctuary
- Clearwater Marine Aquarium
- Salvador Dali Museum
- Heritage Village
- Florida Botanical Gardens
- Weedon Island Preserve

## **Other Reports**

This section contains Auditor's Reports required by *Government Auditing Standards* (issued by the Comptroller General of the United States) and the Auditor General of the State of Florida.

INDEPENDENT AUDITOR'S REPORT ON INTERNAL CONTROL OVER  
FINANCIAL REPORTING AND ON COMPLIANCE AND OTHER MATTERS  
BASED ON AN AUDIT OF FINANCIAL STATEMENTS PERFORMED  
IN ACCORDANCE WITH *GOVERNMENT AUDITING STANDARDS*

Honorable Mayor and Town Commission  
Town of Redington Shores, Florida

We have audited, in accordance with auditing standards generally accepted in the United States of America and the standards applicable to financial audits contained in *Government Auditing Standards* issued by the Comptroller General of the United States, the financial statements of the governmental activities, business-type activities, each major fund, and the aggregate remaining fund information of the Town of Redington Shores, Florida (the Town) as of and for the year ended September 30, 2023, and the related notes to the financial statements, which collectively comprise the Town's basic financial statements, and have issued our report thereon dated June 15, 2024.

**Report on Internal Control over Financial Reporting**

In planning and performing our audit of the financial statements, we considered the Town's internal control over financial reporting (internal control) as a basis for designing audit procedures that are appropriate in the circumstances for the purpose of expressing our opinions on the financial statements, but not for the purpose of expressing an opinion on the effectiveness of the Town's internal control. Accordingly, we do not express an opinion on the effectiveness of the Town's internal control.

A *deficiency in internal control* exists when the design or operation of a control does not allow management or employees, in the normal course of performing their assigned functions, to prevent, or detect and correct, misstatements on a timely basis. A *material weakness* is a deficiency, or combination of deficiencies, in internal control, such that there is a reasonable possibility that a material misstatement of the Town's financial statements will not be prevented, or detected and corrected on a timely basis. A *significant deficiency* is a deficiency, or a combination of deficiencies, in internal control that is less severe than a material weakness, yet important enough to merit attention by those charged with governance.

Our consideration of internal control was for the limited purpose described in the first paragraph of this section and was not designed to identify all deficiencies in internal control that might be material weaknesses or, significant deficiencies. Given these limitations, during our audit we did not identify any deficiencies in internal control that we consider to be material weaknesses. However, material weaknesses or significant deficiencies may exist that were not identified.

**Report on Compliance and Other Matters**

As part of obtaining reasonable assurance about whether the Town's financial statements are free of material misstatement, we performed tests of its compliance with certain provisions of laws, regulations, contracts and grant agreements, noncompliance with which could have a direct and material effect on the financial statements. However, providing an opinion on compliance with those provisions was not an objective of our audit, and accordingly, we do not express such an opinion. The results of our tests disclosed no instances of noncompliance or other matters that are required to be reported under *Government Auditing Standards*.

**Purpose of this Report**

The purpose of this report is solely to describe the scope of our testing of internal control and compliance and the results of that testing, and not to provide an opinion on the effectiveness of the Town’s internal control or on compliance. This report is an integral part of an audit performed in accordance with *Government Auditing Standards* in considering the Town’s internal control and compliance. Accordingly, this communication is not suitable for any other purpose.

*Wells, Houser & Schatzel, P.A.*

Wells, Houser & Schatzel, P.A.  
St. Petersburg, Florida

June 15, 2024

INDEPENDENT AUDITOR'S MANAGEMENT LETTER

Honorable Mayor and Town Commission  
Town of Redington Shores, Florida

**Report on the Financial Statements**

We have audited the financial statements of the Town of Redington Shores, Florida, as of and for the fiscal year ended September 30, 2023, and have issued our report thereon dated June 15, 2024.

**Auditor's Responsibility**

We conducted our audit in accordance with auditing standards generally accepted in the United States of America; the standards applicable to financial audits contained in *Government Auditing Standards*, issued by the Comptroller General of the United States, and Chapter 10.550, Rules of the Auditor General.

**Other Reporting Requirements**

We have issued our Independent Auditor's Report on Internal Control over Financial Reporting and on Compliance and Other Matters Based on an Audit of the Financial Statements Performed in Accordance with *Government Auditing Standards*, and our Independent Auditor's Report on an examination conducted in accordance with AICPA Professional Standards, AT-C Section 315, regarding compliance requirements in accordance with Chapter 10.550, Rules of the Auditor General. Disclosures in those reports, which are dated June 15, 2024, should be considered in conjunction with this management letter.

**Prior Audit Findings**

Section 10.554 (1)(i)1., Rules of the Auditor General, requires that we determine whether or not corrective actions have been taken to address findings and recommendations made in the preceding financial audit report. There were no findings and recommendations made in the preceding financial audit report.

**Official Title and Legal Authority**

Section 10.554 (1)(i)4., Rules of the Auditor General, requires that the name or official title and legal authority for the primary government and each component unit of the reporting entity be disclosed in this management letter, unless disclosed in the notes to the financial statements. The Town of Redington Shores, Florida, is a municipal corporation and operates under applicable provisions of Florida Statutes Chapter 166. The Town of Redington Shores, Florida has no component units.

**Financial Condition and Management**

Section 10.554 (1)(i)5.a. and 10.556(7), Rules of the Auditor General, require us to apply appropriate procedures and communicate the results of our determination as to whether or not the Town of Redington Shores, Florida met one or more the conditions described in Section 218.503(1), Florida Statutes, and to identify the specific condition(s) met. In connection with our audit, we determined that the Town of Redington Shores, Florida, did not meet any of the conditions described in Section 218.503(1), Florida Statutes.

Pursuant to Sections 10.554 (1)(i)5.b. and 10.556(8), Rules of the Auditor General, we applied financial condition assessment procedures for the Town of Redington Shores, Florida. It is management's responsibility to monitor the Town of Redington Shores, Florida's financial condition, and our financial condition assessment was based in part on representations made by management and review of financial information provided by same.

Section 10.554(1)(i)2., Rules of the Auditor General, requires that we communicate any recommendation to improve financial management. In connection with or audit, we did not have any such recommendations.

**Special District Component Units**

Section 10.554(1)(i)5.c., Rules of the Auditor General, requires, if appropriate, that we communicate the failure of a special district that is a component unit of a county, municipality, or special district, to provide the financial information necessary for proper reporting of the component unit within the audited financial statements of the county, municipality, or special district in accordance with Section 218.39(3)(b), Florida Statutes. In connection with our audit, we determined that there were no special district component units.

**Additional Matters**

Section 10.554 (1)(i)3., Rules of the Auditor General, requires us to communicate noncompliance with provisions of contracts or grant agreements, or abuse, that have occurred, or are likely to have occurred, that have an effect on the financial statements that is less than material but warrants the attention of those charged with governance. In connection with our audit, we did not note any such findings.

**Purpose of this Letter**

Our management letter is intended solely for the information and use of the Legislative Auditing Committee, members of the Florida Senate and the Florida House of Representatives, the Florida Auditor General, Federal and State granting agencies, Town Commission members, and applicable management, and is not intended to be and should not be used by anyone other than these specified parties.

*Wells, Houser & Schatzel, P.A.*

Wells, Houser & Schatzel, P.A.  
St. Petersburg, Florida

June 15, 2024

INDEPENDENT AUDITOR'S REPORT  
REGARDING COMPLIANCE REQUIREMENTS IN RULES  
OF THE AUDITOR GENERAL 10.556(10)

Honorable Mayor and Town Commission  
Town of Redington Shores, Florida

We have examined the Town of Redington Shores, Florida's (the Town's) compliance with the requirements of Section 218.415, Florida Statutes, during the year ended September 30, 2023. Management is responsible for the Town's compliance with those requirements. Our responsibility is to express an opinion on the Town's compliance based on our examination.

Our examination was conducted in accordance with attestation standards established by the American Institute of Certified Public Accountants and, accordingly, included examining, on a test basis, evidence about the Town's compliance with those requirements and performing such other procedures as we considered necessary in the circumstances. We believe that our examination provides a reasonable basis for our opinion. Our examination does not provide a legal determination on the Town's compliance with specified requirements.

In our opinion, the Town of Redington Shores, Florida complied, in all material respects, with the aforementioned requirements for the year ended September 30, 2023.

*Wells, Houser & Schatzel, P.A.*

Wells, Houser & Schatzel, P.A.  
St. Petersburg, Florida

June 15, 2024

(BLANK)



**ITEM G.2.**



Date: July 10, 2024  
To: Board of Commissioners  
From: Margaret Carey, Town Clerk  
Re: Gulf Beaches Library – Annual Service Contract

The Town of Redington Shores entered into a 5-year interlocal agreement with the Gulf Beaches Public Library along with the municipalities of Madeira Beach, North Redington Beach, Redington Beach, and Treasure Island, ending September 30, 2026.

The agreement requires Commission approval of the proposed proportional share / annual service contract for the upcoming year. The fee is based upon population size.

The current agreement presented before you is for October 1, 2024 through September 30, 2025 in the amount of \$55,541.00. Payments of \$13,885.25 are due October 1, 2024, January 1, 2025, April 1, 2025, and July 1, 2025.

**Gulf Beaches Public Library**

**Service Contract for**

**Town of Redington Shores**

**October 1, 2024 through September 30, 2025**

This agreement made and entered into between the Gulf Beaches Public Library, Inc., Madeira Beach, Florida, and the Town of Redington Shores in Pinellas County, Florida.

Whereas the Gulf Beaches Public Library, Inc. now maintains and operates a public library at 200 Municipal Drive, Madeira Beach, Florida, the Town of Redington Shores agrees to pay the Gulf Beaches Public Library, Inc., an amount of **\$55,541.00** (Fifty-Five Thousand, Five Hundred Forty-One Dollars) for the fiscal year beginning October 1, 2024 and ending September 30, 2025. Payments amounting to **\$13,885.25** (Thirteen Thousand, Eight Hundred Eighty-Five Dollars and Twenty-Five Cents) are to be made on October 1, 2024, January 1, 2025, April 1, 2025 and July 1, 2025.

The aforementioned figure is based on the population of the five municipalities of Madeira Beach, North Redington Beach, Redington Beach, Redington Shores and Treasure Island.

The Gulf Beaches Public Library, Inc. shall submit to the Town of Redington Shores an annual report of its financial conditions prepared by an independent certified auditor on or before March 31, 2025.

This agreement shall be effective for one year beginning October 1, 2024 and ending September 30, 2025 and shall be binding on the parties, their successors and assigns.

The Gulf Beaches Public Library, Inc. has submitted agreements similar to this one to the City of Madeira Beach, the Town of North Redington Beach, the Town of Redington Beach and the City of Treasure Island.

In witness wherefore the parties have cause these present to be duly executed

this \_\_\_\_\_ day of \_\_\_\_\_, 2024.

**Attest:**

\_\_\_\_\_  
**Mayor, Town of Redington Shores**

\_\_\_\_\_  
**Town Clerk, Town of Redington Shores**

  
  
\_\_\_\_\_  
**Chairperson, Gulf Beaches Public Library**

  
\_\_\_\_\_  
**Secretary, Gulf Beaches Public Library**

# Gulf Beaches Public Library Budget 2024-2025

## Township Allocations

### Population Stats:

Madeira Beach 4,006

North Redington Beach 1,466

Redington Beach 1,369

Redington Shores 2,169

Treasure Island 6,543

**Total 15,553**

### Percentages per City/Town:

Madeira Beach:  $4,006/15,553 = 25.8\%$

North Redington Beach:  $1,466/15,553 = 9.4\%$

Redington Beach:  $1,369/15,553 = 8.8\%$

Redington Shores:  $2,169/15,553 = 14\%$

Treasure Island:  $6,543/15,553 = 42\%$

### Calculation:

Expenses Total: \$621,023.00 (From itemized budget sheet)

Minus revenue coming in: \$224,300. (PPLC and Copy Machine) is:

**\$621,023 - \$224,300. = \$396,723** (the proposed budget amount to be divided by towns)

### Final Annual Dollar Amounts Due per City/Town:

Treasure Island 42% of \$396,723 = **\$166,623.00**

Madeira Beach 25.8% of \$396,723 = **\$102,355.00**

Redington Shores 14% of \$396,723 = **\$55,541.00**

North Redington Beach 9.4% of \$396,723 = **\$37,292.00**

Redington Beach 8.8% of \$396,723 = **\$34,911.00**

Original

BOC Approved Oct. 13, 2021

KEN BURKE, CLERK OF COURT  
AND COMPTROLLER PINELLAS COUNTY, FL  
INST#: 2022094007 03/24/2022 03:16 PM  
OFF REC BK: 21990 PG: 2296-2306  
Doc Type: AGM RECORDING: \$95.00

**INTERLOCAL AGREEMENT FOR THE CONTINUED FUNDING OF  
THE GULF BEACHES PUBLIC LIBRARY, INC.**

**THIS INTERLOCAL AGREEMENT** is made and entered into this 1st day of October, 2021, by and between the Town of Redington Shores, the Town of North Redington Beach, the Town of Redington Beach, the City of Treasure Island and the City of Madeira Beach, all municipal corporations of the State of Florida (hereinafter referred to as the "Municipalities") for the continued funding of the Gulf Beaches Public Library, being operated by Gulf Beaches Public Library, Inc. (hereinafter referred to as the "Library").

**RECITALS**

**WHEREAS**, the Municipalities organized and created a non-profit corporation known as the Library under the laws of the State of Florida on September 11, 1969; and

**WHEREAS**, the Library's articles of incorporation provide that Library administer and conduct a public library for the promotion of education and entertainment for the citizens of the Municipalities and others desiring to use the Library; and

**WHEREAS**, the business affairs of the Library shall be managed by a Board of Trustees (the "Board"), who are appointed by the Municipalities; and

**WHEREAS**, the Municipalities desire that the Board amend the Library's articles of incorporation and bylaws to address several concerns of the Municipalities; and

**WHEREAS**, the Library's articles of incorporation provide that the articles of incorporation may be amended at any regular or special meeting called for such purpose by a majority vote of the members of the Board and ratified by each of the contributing Municipalities. Written notice of such meetings held for such purpose shall be given to each of the contributing Municipalities; and

**WHEREAS**, the Municipalities wish to urge the Library's Board to call for a regular or special meeting for the purpose of amending the Library's articles of incorporation as described in this Interlocal Agreement; and

**WHEREAS**, the Library's articles of incorporation provide that contributions for maintenance and support shall be fairly and equitably determined and shall be set forth in written agreement between the contributing Municipalities; and

**WHEREAS**, Section 163.01, Florida Statutes, known as the Florida Interlocal Cooperation Act of 1969, provides for the creation of agreements between governmental organizations; and

**WHEREAS**, on June 21, 2012, the Municipalities entered into an Interlocal Agreement for the Continued Funding of the Gulf Beaches Public Library ("2012 Interlocal"); and

**WHEREAS**, the Municipalities desire to amend and supersede the 2012 Interlocal with this Interlocal Agreement as of the effective date; and

**WHEREAS**, the Library is an important cultural institution, the maintenance and continued funding of which benefits the tourists, residents of the Municipalities and the public at large.

**NOW, THEREFORE**, in fidelity to agreements each municipality entered into in creating the Library, in consideration of the mutual covenants herein contained and the benefits to be derived by the parties to this Interlocal Agreement and other good and valuable consideration hereby acknowledged, the Municipalities do agree as follows:

**SECTION 1 – PURPOSE.** This Interlocal Agreement establishes the manner for fairly and equitably determining the funding and financial support each municipality shall provide to the Library.

**SECTION 2 – TERM.** This Interlocal Agreement shall be for a term of five (5) years beginning October 1, 2021 and ending September 30, 2026, unless terminated as set forth in Section 4 below.

**SECTION 3 – RECOMMENDATIONS.** The Municipalities agree that they jointly desire and direct the Board to make the necessary changes to its articles of incorporation and bylaws to effectuate the following:

**Section 3.1.** The Municipalities agree that they will direct their Library Board appointees to have the Library's Board to create an annual proposed budget for its operation and sustainment by April 1st, for the next following fiscal year, which begins October 1 and ends September 30. The Library shall then determine the amount proposed to be due (hereinafter referred to as "proposed proportional share") from each municipality apportioned as to their populations using the most recent population data from the Bureau of Economic and Business Research of the University of Florida, or its successors. The annual proposed budget and the proposed proportional share shall be provided to the Municipalities no later than April 15<sup>th</sup>, for the upcoming fiscal year 2022-2023, for each municipality to consider and act upon by no later than July 31st. For each fiscal year thereafter, the annual proposed budget and proposed proportional share shall be provided to the Municipalities no later than April 15<sup>th</sup>, for the upcoming fiscal year, for each municipality to consider and act upon by no later than June 30th.

**Section 3.2.** Once the Municipalities accept their proposed proportional shares the Library will prepare an annual service agreement for each municipality which shall specify each municipality's proportional share for the upcoming fiscal year and deliver it to each municipality before August 31st.

**Section 3.3.** The Municipalities shall then consider the service agreements and accept or reject them prior to October 1st. If accepted, the service agreement becomes an annual financial obligation of the municipality with payments due to the Library quarterly during the fiscal year. The quarterly payments shall be made no later than October 1, January 1, April 1 and July 1.

**SECTION 4 – TERMINATION.**

**Section 4.1.** If any municipality rejects the service agreement or otherwise fails to fund or insufficiently funds the Library, then that municipality shall immediately notify the other Municipalities and the Library of that occurrence and this Interlocal Agreement shall terminate as it relates to said municipality at the end of the current fiscal year. Termination shall be without

penalty or expense to any other municipality for any time up until the date of termination of the terminating municipality. The terminating municipality shall remain liable for annual payments due pursuant to this Interlocal Agreement and its current service agreement.

**Section 4.2.** A municipality may, for any reason, terminate its inclusion in this Interlocal Agreement and therefore its membership in the Library, effective at the end of the current fiscal year, currently September 30, by providing advance written notice given by certified mail to the other Municipalities by June 30<sup>th</sup> of the current fiscal year. By terminating, the terminating municipality agrees that the municipality no longer will be a Trustee on the Board. Within 90 days from the date of the notice of termination, the Board shall meet to determine whether to dissolve the Library or appoint another board member and amend the Library's articles of incorporation and bylaws to reflect the change in the membership and voting trustees of the Board.

**Section 4.3.** If any municipality terminates its inclusion in this Interlocal Agreement and therefore its membership in the Library, then the residents of that municipality shall be considered non-resident and may lose library privileges which may include any interlibrary lending agreements the Library may be a party to. All items out on loan to the residents shall be immediately returned, a list of which will be given to the municipality. The municipality shall make every effort to cause the return of loaned items to the Library. The terminating municipality shall be responsible for working with Pinellas Public Library Cooperative directly to determine how library service will be provided to its residents.

**Section 4.4.** A terminating municipality may reinstate its participation in the Library upon approval of the Board and any necessary revisions to its article of incorporation and bylaws and the execution of a new interlocal agreement and service agreement identifying its annual financial responsibility, provided the remaining Municipalities agree.

**Section 4.5.** To the extent there is any inconsistency between this section 4 Termination provision and the Library's articles of incorporation and bylaws, the Municipalities agree and jointly direct the Board to make the necessary changes to its articles of incorporation and bylaws to be consistent with this Interlocal Agreement.

**SECTION 5 – REORGANIZATION OF GULF BEACHES PUBLIC LIBRARY, INC.** The Municipalities agree that it is necessary to demand changes to the corporate structure of Gulf Beaches Public Library, Inc. before any contributions are made beginning October 1, 2022. Those changes are:

That the Library shall revise the make-up of its Board as follows:

- a) The Board shall be reduced to five (5) voting members. These members shall consist of one (1) member from each of the Municipalities. It is the preference of the Municipalities that the member be an elected official of the municipality.
- b) That the Board have an alternate member from each municipality that would vote only when the municipality's member was absent.
- c) That the Board shall have one (1) non-voting ex-officio members consisting of the library director.

**Section 5.1. OTHER LIBRARY BOARD ACTIONS.** The Municipalities agree that the Library's Board should take the following actions:

- a) The Library maintain its current building footprint and not budget or expend Library monies toward expansion of the Library's building.
- b) The Library budget in the fiscal year 2021-2022 budget to use the Certificates of Deposit (approximately \$430,000), Chase Building Fund (approximately \$118,000), the Chase Money Market Account (approximately \$91,000) and the Chase Operating Account (approximately \$350,000) to immediately upgrade the Library's technology and to modernize the interior of the Library building.
- c) The Library adopt a policy directing undesignated fund balance reserves shall not exceed ten (10) percent of its total undesignated fund balance.

**SECTION 6 – DISSOLUTION.** In the event of the dissolution of Gulf Beaches Public Library, Inc., the Municipalities agree that the value of the remaining intangible assets of the Library, not otherwise governed by private agreement of a donor to the Library, should be returned to the Municipalities and the Pinellas Public Library Cooperative in proportion to the proportional share contributed in the fiscal year when the dissolution occurs. The building and land that the Library leased from the City of Madeira Beach shall remain the property of the City of Madeira Beach and shall not be distributed as an asset in dissolution. The Municipalities agree that the remaining tangible assets shall be offered for donation to the Pinellas Public Library Cooperative. If the Pinellas Public Library Cooperative opts not to accept any of the tangible assets, then the rejected tangible assets shall be sold, and the funds received distributed to the Municipalities and the Pinellas Public Library Cooperative in proportion to the proportional share contributed in the fiscal year when the dissolution occurs.

**SECTION 7 – AMENDMENTS.** Amendments to this Interlocal Agreement may be proposed by any municipality that is a party to this Interlocal Agreement but must be accepted by all of the Municipalities that are parties to this Interlocal Agreement before the beginning of a new fiscal year for such proposed amendments to take effect.

[THE REMAINDER OF THIS PAGE IS INTENTIONALLY LEFT BLANK]



**INTERLOCAL AGREEMENT FOR THE CONTINUED FUNDING OF  
THE GULF BEACHES PUBLIC LIBRARY, INC.**

**IN WITNESS WHEREOF**, the parties have caused this Interlocal Agreement to be executed for the uses and purposes therein expressed on the day and year first above-written.

**For the TOWN OF REDINGTON SHORES:**

\_\_\_\_\_  
MaryBeth Henderson, Mayor

\_\_\_\_\_  
Mary Palmer, Clerk

\_\_\_\_\_  
James Denhardt, Attorney

**For the TOWN OF NORTH REDINGTON BEACH:**

\_\_\_\_\_  
William Queen, Mayor

\_\_\_\_\_  
Mari Campbell, Clerk

\_\_\_\_\_  
Jay Daigneault, Attorney

**For the TOWN OF REDINGTON BEACH:**

\_\_\_\_\_  
David Will, Mayor


\_\_\_\_\_  
Melissa Clark, Clerk

\_\_\_\_\_  
Jay Daigneault, Attorney

**For the CITY OF TREASURE ISLAND:**

  
\_\_\_\_\_  
Tyler Payne, Mayor

  
\_\_\_\_\_  
Ruth Nickerson, Clerk

  
\_\_\_\_\_  
Jennifer Cowan, Attorney

**For the CITY OF MADEIRA BEACH:**

  
\_\_\_\_\_  
John Hendricks, Mayor

  
\_\_\_\_\_  
Clara VanBlargan, Clerk

  
\_\_\_\_\_  
Thomas J. Trask, Attorney


**For the Gulf Beaches Public Library:**


\_\_\_\_\_, Board of Trustees Chairman      \_\_\_\_\_ Library Director      \_\_\_\_\_, Attorney


**INTERLOCAL AGREEMENT FOR THE CONTINUED FUNDING OF  
THE GULF BEACHES PUBLIC LIBRARY, INC.**

IN WITNESS WHEREOF, the parties have caused this Interlocal Agreement to be executed for the uses and purposes therein expressed on the day and year first above-written.

**For the TOWN OF REDINGTON SHORES:**

  
Mary Beth Henderson, Mayor

  
Mary Palmer, Clerk

  
~~James Donhardt, Attorney~~  
Robert Eschenfeldt

**For the TOWN OF NORTH REDINGTON BEACH:**

\_\_\_\_\_  
William Queen, Mayor

\_\_\_\_\_  
Mari Campbell, Clerk

\_\_\_\_\_  
Jay Daigneault, Attorney

**For the TOWN OF REDINGTON BEACH:**

\_\_\_\_\_  
David Will, Mayor

\_\_\_\_\_  
Melissa Clark, Clerk

\_\_\_\_\_  
Jay Daigneault, Attorney

**For the CITY OF TREASURE ISLAND:**

  
Tyler Payne, Mayor

  
Ruth Nickerson, Clerk

  
Jennifer Cowan, Attorney

**For the CITY OF MADEIRA BEACH:**

\_\_\_\_\_  
John Hendricks, Mayor

\_\_\_\_\_  
Clara VanBlargan, Clerk

\_\_\_\_\_  
Thomas J. Trask, Attorney

**For the Gulf Beaches Public Library:**

\_\_\_\_\_, Board of Trustees Chairman \_\_\_\_\_ Library Director \_\_\_\_\_ Attorney

**INTERLOCAL AGREEMENT FOR THE CONTINUED FUNDING OF  
THE GULF BEACHES PUBLIC LIBRARY, INC.**

**IN WITNESS WHEREOF**, the parties have caused this Interlocal Agreement to be executed for the uses and purposes therein expressed on the day and year first above-written.

**For the TOWN OF REDINGTON SHORES:**

\_\_\_\_\_  
MaryBeth Henderson, Mayor

\_\_\_\_\_  
Mary Palmer, Clerk

\_\_\_\_\_  
James Denhardt, Attorney

**For the TOWN OF NORTH REDINGTON BEACH:**

\_\_\_\_\_  
William Queen, Mayor

\_\_\_\_\_  
Mari Campbell, Clerk

\_\_\_\_\_  
Jay Daigneault, Attorney

**For the TOWN OF REDINGTON BEACH:**

\_\_\_\_\_  
David Will, Mayor

\_\_\_\_\_  
Melissa Clark, Clerk

\_\_\_\_\_  
Jay Daigneault, Attorney

**For the CITY OF TREASURE ISLAND:**

\_\_\_\_\_  
Tyler Payne, Mayor

\_\_\_\_\_  
Ruth Nickerson, Clerk

\_\_\_\_\_  
Jennifer Cowan, Attorney

**For the CITY OF MADEIRA BEACH:**

\_\_\_\_\_  
John Hendricks, Mayor

\_\_\_\_\_  
Clara VanBlargan, Clerk

\_\_\_\_\_  
Thomas J. Trask, Attorney


**For the Gulf Beaches Public Library:**


\_\_\_\_\_, Board of Trustees Chairman \_\_\_\_\_ Library Director \_\_\_\_\_, Attorney


**INTERLOCAL AGREEMENT FOR THE CONTINUED FUNDING OF  
THE GULF BEACHES PUBLIC LIBRARY, INC.**

IN WITNESS WHEREOF, the parties have caused this Interlocal Agreement to be executed for the uses and purposes therein expressed on the day and year first above-written.

**For the TOWN OF REDINGTON SHORES:**

  
Mary Beth Henderson, Mayor

  
Mary Palmer, Clerk

  
~~James Denhardt, Attorney~~  
Robert Eschenfeldt

**For the TOWN OF NORTH REDINGTON BEACH:**

\_\_\_\_\_  
William Queen, Mayor

\_\_\_\_\_  
Mari Campbell, Clerk

\_\_\_\_\_  
Jay Daigneault, Attorney

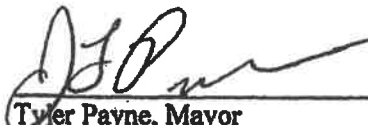
**For the TOWN OF REDINGTON BEACH:**


\_\_\_\_\_  
David Will, Mayor


\_\_\_\_\_  
Melissa Clark, Clerk

\_\_\_\_\_  
Jay Daigneault, Attorney

**For the CITY OF TREASURE ISLAND:**

  
Tyler Payne, Mayor

  
Ruth Nickerson, Clerk

  
Jennifer Cowan, Attorney

**For the CITY OF MADEIRA BEACH:**

\_\_\_\_\_  
John Hendricks, Mayor

\_\_\_\_\_  
Clara VanBlargan, Clerk

\_\_\_\_\_  
Thomas J. Trask, Attorney

**For the Gulf Beaches Public Library:**

\_\_\_\_\_, Board of Trustees Chairman \_\_\_\_\_ Library Director \_\_\_\_\_, Attorney

**INTERLOCAL AGREEMENT FOR THE CONTINUED FUNDING OF  
THE GULF BEACHES PUBLIC LIBRARY, INC.**

**IN WITNESS WHEREOF**, the parties have caused this Interlocal Agreement to be executed for the uses and purposes therein expressed on the day and year first above-written.

**For the TOWN OF REDINGTON SHORES:**

\_\_\_\_\_  
MaryBeth Henderson, Mayor

\_\_\_\_\_  
Mary Palmer, Clerk

\_\_\_\_\_  
James Denhardt, Attorney

**For the TOWN OF NORTH REDINGTON BEACH:**

\_\_\_\_\_  
William Queen, Mayor

\_\_\_\_\_  
Mari Campbell, Clerk

\_\_\_\_\_  
Jay Daigneault, Attorney

**For the TOWN OF REDINGTON BEACH:**


  
\_\_\_\_\_  
David Witt, Mayor

  
\_\_\_\_\_  
Melissa Clarke, Clerk

  
\_\_\_\_\_  
Robert Eschenfelder, Attorney

**For the CITY OF TREASURE ISLAND:**

  
\_\_\_\_\_  
Tyler Payne, Mayor

  
\_\_\_\_\_  
Ruth Nickerson, Clerk

  
\_\_\_\_\_  
Jennifer Cowan, Attorney

**For the CITY OF MADEIRA BEACH:**

\_\_\_\_\_  
John Hendricks, Mayor

\_\_\_\_\_  
Clara VanBlargan, Clerk

\_\_\_\_\_  
Thomas J. Trask, Attorney

**For the Gulf Beaches Public Library:**

\_\_\_\_\_  
Board of Trustees Chairman

\_\_\_\_\_  
Library Director

\_\_\_\_\_  
Attorney

**INTERLOCAL AGREEMENT FOR THE CONTINUED FUNDING OF  
THE GULF BEACHES PUBLIC LIBRARY, INC.**

**IN WITNESS WHEREOF**, the parties have caused this Interlocal Agreement to be executed for the uses and purposes therein expressed on the day and year first above-written.

**For the TOWN OF REDINGTON SHORES:**

\_\_\_\_\_  
MaryBeth Henderson, Mayor

\_\_\_\_\_  
Mary Palmer, Clerk

\_\_\_\_\_  
James Denhardt, Attorney

**For the TOWN OF NORTH REDINGTON BEACH:**

\_\_\_\_\_  
William Queen, Mayor

\_\_\_\_\_  
Mari Campbell, Clerk

\_\_\_\_\_  
Jay Daigneault, Attorney

**For the TOWN OF REDINGTON BEACH:**

\_\_\_\_\_  
David Will, Mayor

\_\_\_\_\_  
Melissa Clark, Clerk

\_\_\_\_\_  
Jay Daigneault, Attorney

**For the CITY OF TREASURE ISLAND:**

\_\_\_\_\_  
Tyler Payne, Mayor

\_\_\_\_\_  
Ruth Nickerson, Clerk

\_\_\_\_\_  
Jennifer Cowan, Attorney

**For the CITY OF MADEIRA BEACH:**

\_\_\_\_\_  
John Hendricks, Mayor

\_\_\_\_\_  
Clara VanBlargan, Clerk

\_\_\_\_\_  
Thomas J. Trask, Attorney

**For the Gulf Beaches Public Library:**

\_\_\_\_\_, Board of Trustees Chairman

\_\_\_\_\_, Library Director

\_\_\_\_\_, Attorney

**INTERLOCAL AGREEMENT FOR CONTINUED FUNDING OF  
THE GULF BEACHES PUBLIC LIBRARY, INC.**

**The Library Board and the Library Director have agreed to implement the AGREEMENT for the uses and purposes therein expressed on December 1, 2021.**

**For the Gulf Beaches Public Library, Inc.:**



**Richard L. Bennett, EdD  
Board of Trustees Chairman**



**Vince Gadrix  
Library Director**

**ITEM H.7.**





## **TOWN ADMINISTRATORS REPORT (06/07/2024 – 07/02/2024)**


To: Mayor and Commissioners

Please find below, in bullet statement format, the activities that I have been focusing on during the above referenced reporting period.

- On 06/10/2024 I met with Public Works Supervisor Mike Pafumi and Atlantic Pipe Services representatives Butch Lanaville and Ed Bogard regarding stormwater issues in the Punkin Key area of 182<sup>nd</sup> Avenue E.
- On 6/10/2024 I led and participated in the bi-weekly town staff meeting with representatives from the Clerks Office, the Building Department, and the Public Works Department.
- On 06/10/2024 I attended and participated in the Town's Charter Review Committee meeting with Town Attorney Robert Eschenfelder and members of the Charter Review Committee.
- On 06/12/2024 I attended a recognition ceremony at the Madeira Beach Fire Department for life-saving actions conducted by one of their departmental personnel.
- On 06/12/2024 I attended and participated in the Board of Commissioners regular meeting.
- On 06/13/2024 I attended and completed the Pinellas County Emergency Management training for the updated Web EOC system, in preparation for the upcoming hurricane season.
- On 06/13/2024 I attended the appreciation luncheon for the Town of Redington Shores Intern program.
- On 06/13/2024 I completed and submitted the Pinellas County Municipal Recycling Grant for FY2024. This enabled the Town to recover \$1,571.00 of the \$2,502.68 total expenditure for the purchase of four recycled park benches to be placed at beach access points and parks.
- On 06/13/2024 I completed the coordination for a substitute contracted planner with the Town's current service provider, Calvin, Giordano & Associates, Inc.
- On 06/18/2024 I met with Butch Lanaville of Atlantic Pipe Services regarding the evaluation of the Town's sewer system for main and lateral lines. Mr. Lanaville also assisted in reviewing and troubleshooting a stormwater system issue in the 700 block of 182 Ave. E.
- On 06/20/2024 I attended and participated in the annual Pinellas County Emergency Management Municipal Hurricane Season meeting at the Pinellas County Emergency Operations Center (EOC).

- On 06/24/2024 I led and participated in the bi-weekly Town staff meeting with representatives from the Clerks Office, the Building Department, and the Public Works Department.
- On 06/25/2024 I attended the Collaborative Labs Conference in Clearwater to learn the services that are provided and to explore the possibility of programs for the Town of Redington Shores.
- On 06/26/2024 I met with Mayor Hendrickson and Building Official Vasquez to discuss issues particular to the Building Department.
- On 06/26/2024 I attended and participated in the Regular meeting of the Town's Board of Commissioners.
- On 07/01/2024 I attended a virtual meeting with Clerk Carey, Accountant Guadagnoli, and insurance benefits representatives regarding the development of the FY2024-25 Town benefits package.
- On 07/02/2024 I met with Commissioner Hoyt and Building Official Vasquez regarding discussion on the 50% Rule, in preparation for the July 2024 Town Commission workshop meeting.
- On 07/02/2024 I met with PAR Advisory Committee Co-Chair Loretta Fricks regarding various parks, recreation, and beautification projects within the Town.
- Assisted citizens, the Board of Commissioners and staff members with service requests and problem resolution throughout the month of June 2024.

Respectfully submitted,



Michael S. McGlothlin  
Town Administrator

**ITEM H.8.**



Date: July 10, 2024  
To: Mike McGlothlin, Town Administrator  
From: Yvonne Williams, Permit Technician  
Re: Permit Report – June 2024

ISSUED PERMITS	49 (no new construction)
INSPECTIONS	84
REVENUE	\$21,081.50

**ITEM H.9.**

July 3rd, 2024

**Public Works Department June Monthly Report**

**Routine daily activities conducted by the Public Works Dept.**

- Daily check of 4 of the town lift stations to ensure proper function.
- Daily check and removal of trash and debris from town beach area.
- Daily emptying of dog waste cans within the community.
- Ensuring bus stop trash receptacles are emptied.
- Checking and ensuring all town storm drains are clear of debris.
- Assisting town hall staff with routine duties and citizen requests for service.

**General update:**

- Raking of the beach was paused on May 17th due to the beach tractor being sent out for repair (fuel injector pump). Raking will resume on Mondays and Fridays when the tractor is returned from service.
- 06/18/2024 Beach accesses were cleared.

**Activities for June not including normal daily activities:**

- 06/05/2024 Pothole filled 175<sup>th</sup> Ave.



- 06/02/2024 POW/ MIA flags ordered and posted



- 06/16/2024 APS (Atlantic Pipe Services ) was brought into and conducted inspection of storm drains @712 182<sup>nd</sup> Ave East. Area is prone to flooding. Possibility of changing rake degree of outflow pipe, relocating backflow preventer (appears to be installed improperly.)
- 06/28/24 NPDES annual report was completed documenting all erosion/ sediment inspections, illicit discharges, litter control (beach/ Gulf Blvd), and street sweeping log.
- 06/28/24 Emergency Spill Kits (2) were ordered and secured in case of emergency spills.

